



Household Garbage Rules



Kaaru-chan: the mascot
for waste reduction

**Combustible
Garbage**
(Twice a week)

Put out on

day and

day night

**Non-Combustible
Garbage**
(Once a month)

Put out on night of the

day

**Glass Bottles and
PET Bottles**
(Once a month)

Put out on night of the

day

Not collected between December 31 and January 3.
For more details, see the Fukuoka City website or the Shisei Dayori municipal newsletter.

**Oversized
Garbage**

(By advance application)

Oversized Garbage Disposal Center
092-731-1153

Open: Monday to Saturday, 9:00 to 17:00 Closed between December 29 and January 3

福岡市

LINE 公式アカウント



GOOD DESIGN AWARD
2020年度受賞



You can
receive
information
on collection
dates in your
area.

You can
search how
to separate
garbage!

**Add Fukuoka City
as your LINE friend!**



LINE Account Name: Fukuoka City (福岡市)
LINE ID : @fukuokacity





Contents

Garbage Disposal Rules	1-2	Garbage That is Not Collected	11
Recyclables	3-6	Human Waste Management	12
Combustible Garbage	7	One Time Disposals of Waste	13
Non-Combustible Garbage	8	(Outside of Regular Collections)	
Glass Bottles and PET Bottles	9	How to dispose of batteries.....	14
Oversized Garbage	10	Inquiries (See back cover.)	

Garbage Disposal Rules



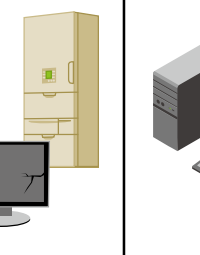
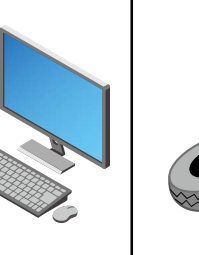

① Separate all recyclables and garbage properly.

- **Residential waste** Residential waste must be separated into four types: **combustible garbage**; **non-combustible garbage**; **glass bottles and PET bottles**; and **oversized garbage**.

			
Combustible garbage → See page 7.	Non-combustible garbage → See page 8.	Glass bottles and PET bottles → See page 9.	Oversized garbage → See page 10.

- **Garbage that is not collected from the four above groups**

Dispose of each item according to its correct disposal method.

				
Small rechargeable batteries → See page 6.	Items defined by the Home Appliance Recycling Law → See page 11.	Computers → See page 11.	Car or motorcycle tires, fire extinguishers, agrochemicals, etc. → See page 11.	Button batteries → See page 11.

② Put garbage in the designated Fukuoka City garbage bags, and tie them closed securely at the top before putting them out.

Fukuoka City garbage bags are sold in sets of 10 in different sizes and for different garbage types. They can be purchased at supermarkets, convenience stores and other outlets. "Fukureji", plastic shopping bags that can also be used as garbage bags across the city, are sold individually.

Fill each bag a reasonable amount, and tie them closed securely at the top.

A maximum of ten 45-liter bags can be put out per household per collection.

If the item is too large or heavy for a designated Fukuoka City garbage bag, it must be disposed of as oversized garbage.

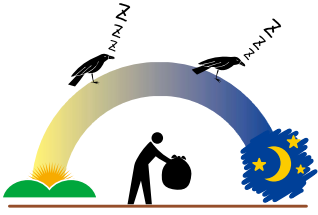


③ Put garbage out only on designated day and at designated spot.

Scan this QR code for information on garbage collection dates. ↓



Garbage collection days may differ depending on your area. Check with the Living Environment Section at your local ward office or the Environmental Bureau website for information on your collection days. (See back cover.)

Garbage type	Collection days *	When to put out garbage	Where to put out garbage
Combustible garbage	Twice a week	 <p>Sunset Midnight</p>	<ul style="list-style-type: none"> ● Detached houses: in front of the property ● Apartment complexes: in the building's designated spot <p>If the road in front of your residence is too narrow for garbage trucks, use the spot specified by your Residents Association.</p>
Non-combustible garbage	Once a month		
Glass bottles and PET bottles	Once a month		
Oversized garbage	Apply in advance	Until 8:30 a.m. on the day you have you booked your collection.	You must specify the disposal location at the time of application if the items are too large for the garbage collection area.


*Garbage is not collected between December 31 and January 3. Visit the Fukuoka City website or check the Shisei Dayori municipal newsletter for details.

Garbage collection may be cancelled when a typhoon is approaching or when there is snow on the ground.

Even if garbage is collected under such weather conditions, you are still advised to wait until the next collection day to put out your garbage wherever possible.

Caution

Commercial waste from companies and stores cannot be put out as residential waste. It will be marked as uncollectable with a warning sticker and will not be collected.



Warning sticker

④ Bring recyclables to the collection location.

Recyclable waste such as used paper, fabric and clothing can be disposed of at local recycle boxes.

Incentives are given according to the amount collected by recycling initiatives carried out in the area. The rewards obtained will be returned to the community.



- Used paper (newspaper, cardboard, paper waste)
- Paper cartons

See page 3.

- Empty aluminium and steel cans
- Fluorescent lamps
- Mercury thermometers and manometers
- Cooking oils
- Composted organic waste
- Glass bottles
- PET bottles

See page 4.

- White styrofoam food trays
- Bubble wrap
- Plastics
- Fabric and clothing

See page 5.

- Dry cell batteries
- Heated and electronic tobacco product
- Small rechargeable batteries
- Small electronic devices (small household appliances)

See page 6.

You can check your nearest recycle station on the Fukuoka City Waste and Recycle website.



Why not try reusing items? The two 3R Stations in Fukuoka City collect and hand out clothing and books that can be reused. (See page 5)

You can also check the Fukuoka City website for information on stores and apps that support reusing recyclable items. Please reuse items instead of throwing them out as garbage.

リユースのすすめ

検索

Recyclables

We collect recyclable garbage at recycle boxes located at nine public facilities in Fukuoka City (details below), as well as local community collection boxes and local community group collections (such as used paper collections by children's clubs and local communities), or shopfront collections at supermarkets, electronics stores and other stores. Collection locations differ depending on the item. Check the Recycle Location Map for your closest collection location.

● Recycle boxes at public facilities

Locations	<ul style="list-style-type: none"> •Higashi, Jonan, Sawara and Nishi Ward Offices •Irube and Seibu Branch Offices •Chuo Gymnasium •Hakata and Minami Civic Centers 	Opening hours	Everyday 9:00 to 17:00 Closed between December 29 and January 3
Collected items:	<ul style="list-style-type: none"> ○ Used paper: newspaper, cardboard and other paper waste ○ Paper cartons, Paper cartons with silver colored aluminium lining ○ Empty aluminium and steel beverage cans ○ Fluorescent lamps ○ Mercury thermometers and manometers ○ Cooking oil ○ Compost (composted garbage) ○ Glass bottles ○ PET bottles ○ White styrofoam food trays ○ Bubble wrap ○ Plastics ○ Dry cell batteries ○ Heated and electronic tobacco products ○ Small rechargeable batteries 		

Search for information on recycle locations in each school district.
Recycle Location Map



Search a map for information on collection locations by address
Map of Fukuoka City on Web




Used paper Separate used paper into the three types below.



Newspapers

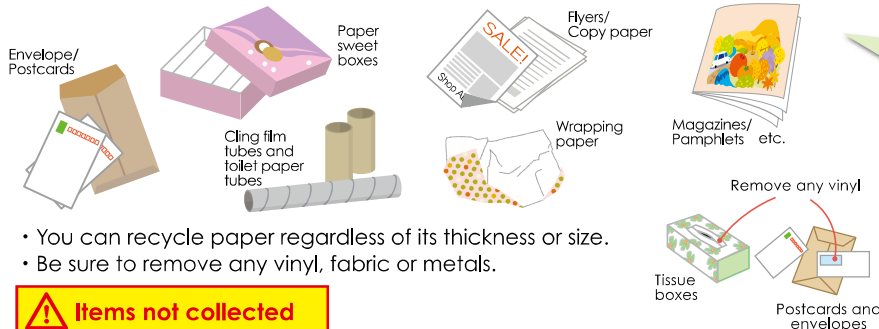
(Leave advertisements inside.)



Cardboard



Paper waste (magazines and other paper)



- You can recycle paper regardless of its thickness or size.
- Be sure to remove any vinyl, fabric or metals.

⚠ Items not collected

- ✗ Plastic coated paper
- ✗ Thermal paper (such as receipts)
- ✗ Photographs
- ✗ Carbon paper (such as shipping labels)
- ✗ Scented paper (such as packaging for washing powder and incense)
- ✗ Oily paper (such as pizza boxes or paper with crayon on)

Used Paper Collection Stations

How to dispose of paper waste

Collect paper waste in paper bags or large envelopes for disposal. As long as it is made of paper, there are no restrictions on what type of paper bags can be used.

Close the paper bag with a staple or other means to prevent the contents from falling out when collected. Do not use sticky tape to close the paper bag.



You can also just tie magazines and pamphlets together with a cross.

Collection locations

Recycle boxes at public facilities, local community collection stations or community group collections.

Paper cartons

Dispose of paper cartons after washing, flattening and drying them, as well as removing any plastic openings.

Paper cartons with silver colored aluminium lining can only be disposed of at recycle boxes at public facilities.



Paper carton collection locations

Collection locations

Recycle boxes at public facilities, local community collection stations or shopfront collections at supermarkets and other stores

Recyclables

Empty aluminium and steel cans

Empty aluminium and steel beverage cans

Items not collected

- ✗ Food cans
- ✗ Powdered milk cans



Aluminium can collection locations



Steel can collection locations

Collection locations

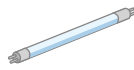
Recycle boxes at public facilities or shopfront collections at supermarkets and other stores.

Fluorescent lamps

Remove any containers or wrapping when handing in fluorescent lamps.

Items not collected

- ✗ LED lights
- ✗ Incandescent lightbulbs
- ✗ Broken fluorescent lamps



Straight tube type



Loop type



Bulb type



Fluorescent lamp collection locations

Collection locations

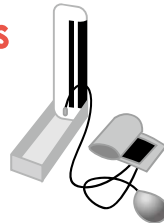
Recycle boxes at public facilities, electronics stores or hardware stores.

Collection box

Mercury thermometers and manometers

Put the item in its original case or inside a clear plastic bag.

Mercury thermometers and manometers cannot be put in collection boxes.
Hand them in at the reception of the collection facilities.



Collection box



List of FPA pharmacies in Fukuoka City

Collection locations

Recycle boxes at public facilities, the Living Environment Section of ward offices or FPA pharmacies in Fukuoka City

Cooking oils

Vegetable fats and oils e.g. canola oil

Items not collected

- ✗ Animal fats or oils, such as lard
- ✗ Mineral oils, such as engine oil and kerosene
- ✗ Salad dressing
- ✗ Chilli oil
- ✗ Flavored oil



Pour oil into an empty PET plastic bottle and close the cap before disposing.



Cooking oil collection locations

Collection locations

Recycle boxes at public facilities or shopfront collections at supermarkets and other stores

Composted organic waste

Compost made in bio-type food waste disposers or cardboard boxes
Put them out in transparent or semi-transparent plastic bags.

Items not collected

- ✗ Dried waste processed in dry-type food waste disposers
- ✗ Compost made in compost bins used in gardens and fields



(bio-type)



Composted organic waste collection locations

Collection locations

Recycle boxes at public facilities and some community centers.

See page 9 for information on what can be put out under the category of "Glass bottles and PET bottles". → Go to page 9


Collection locations

Recycle boxes at public facilities, local community collection stations or shopfront collections at supermarkets and other stores

Donate food to food drives!

A food drive is a form of charity that collects unwanted and unopened food items from individuals to donate them to organizations that need them.

You can take donatable food to the City Hall or Rinkai/Seibu 3R Station (See page 5.) whenever these facilities are open. Check the Fukuoka City Website for the latest information.




Recyclables

White styrofoam food trays

Only flat, white styrofoam trays. Dispose of these after washing and drying them.

⚠ Items not collected

- ✗ Colored trays
- ✗ Styrofoam boxes and backings
- ✗ Egg cartons, tofu containers, natto containers, cup noodle containers, bento boxes



*Toothpicks can easily poke through styrofoam trays.



White styrofoam food trays collection locations


Collection locations Recycle boxes at public facilities or shopfront collections at supermarkets and other stores

Bubble wrap

Bubble wrap that is free of any adhesive materials such as sticky tape.

⚠ Items not collected

- ✗ Bubble wrap with any marks, adhesives, labels or dirt (e.g.: ink, oil-based pens, tapes, packing labels, mud, oil, water-stains, etc.).



Check here for more information


Collection locations Recycle boxes at public facilities

Efforts to recycle plastics

Plastic items can be disposed of at recycle boxes at public facilities

What can be collected:

Items with a length of less than 50 cm per side and made solely of plastic

- Items with a plastic mark  (plastic container and packaging recycling mark) are not collected.



Private operators are encouraged to collect their own plastic containers and products after use, and your cooperation is appreciated.

Business operators that collect plastic (As of January 2025)

Unilever Japan Corp., FANCL Corp., Pilot Corp., Kawakami Sangyo Co., Ltd.

- How and where plastic items are collected differs depending on business operators.



Check here for more information



Check here for more information

Fabric and clothing

Wash, dry and put fabric and clothing into a bag.

- Polo shirts ● T-shirts ● Suits ● Denim clothes ● Towels* ● Bed sheets*

*You can dispose of clothing without removing the buttons and fasteners, but you must remove any fasteners from sheets. Large towels and bed sheets should be cut into pieces smaller than 50 cm x 50 cm.



⚠ Items not collected

- ✗ Soiled or smelly items
- ✗ Underwear
- ✗ Socks
- ✗ Stuffed items such as down jackets or quilts
- ✗ Thick items, such as curtains, blankets, kimono, and judo uniforms
- ✗ Leather goods
- ✗ Knitted items
- ✗ Windbreaker jackets
- ✗ Tracksuits
- ✗ Fluorescent colored cloths
- ✗ Red colored cloths



Fabric and clothing collection locations

Collection locations Local community collection stations or recycle boxes at some public facilities.

Reuse books or clothes by using 3R Stations

Besides offering various types of fun and useful classes and flea markets, 3R Stations also provide services to accept and sell used clothing and books. Classes are posted in the municipal newsletter, Shisei Dayori, which is published on the 15th of each month.

Why not try donating reusable items so that they can be put to good use by people who need them?

Open
10:00 to 17:00
Closed
Mondays (if Monday is a holiday, the next week day)
Between December 28 and January 3



Rinkai 3R Station

4-13-42 Hakozaki-futo,
Higashi-ku, Fukuoka City
☎092-642-4641
FAX:092-642-4598



Seibu 3R Station

1043-2 Imajuku-aoki,
Nishi-ku, Fukuoka City
☎092-882-3190
FAX:092-882-4580

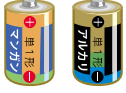


Recyclables



You should not put out small rechargeable batteries and heated/electronic tobacco products as household garbage, such as non-combustible garbage, as they can cause fires or accidents. You must dispose of them as follows.

Dry cell batteries/ ⚠ Heated and electronic tobacco products



Manganese batteries
Alkaline batteries

Insulate each end of the dry cell battery with cellophane tape before disposing of it.



Heated tobacco products
Electronic tobacco products

Remove any filters and attachments from the heated/electronic tobacco products before disposing of them.



Dry cell battery collection box

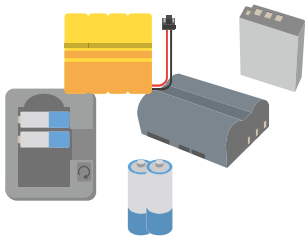


Dry cell batteries collection locations

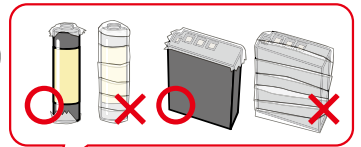
• Dispose of heated/electronic tobacco products in the same collection box as dry cell batteries.

Collection locations Recycle boxes at public facilities, electronics stores or hardware stores.

⚠ Small rechargeable batteries NiCad batteries, Nickel-hydrogen batteries, Lithium-ion batteries



- Rechargeable dry cell batteries (batteries that can be repeatedly recharged and reused)
- Batteries from home appliances and office equipment
- Mobile batteries



Remove the battery from the item, then insulate the ends of the battery with cellophane tape and dispose of only the battery. (Only mobile batteries can be disposed of as is.)

▼ If you cannot remove the battery from an item:

Dispose of the item as is in a collection box for small electronic appliances. If the device is too large to dispose of in the collection box for small electrical appliances, consult the dealer or manufacture for information on how to dispose of it. You can also use the home delivery collection service provided by Renet Japan Recycle (see below).



Ni-Cd
NiCad batteries



Ni-MH
Nickel-hydrogen batteries



Li-ion
Lithium-ion batteries



Small rechargeable batteries collection locations

Collection locations Recycle boxes at public facilities, Rinkai and Seibu 3R Station or electronics stores

Small electronic devices Small electronic devices that can fit through the collection box opening

- Cell phones ● Smartphones ● Tablet devices ● Digital cameras ● Handheld game consoles
- hand-held fans ● Hair dryers ● AC adapters, cords and cables
- Headphones and earphones ● Remote controls etc.

- Erase all personal data.
- Remove batteries. (See above for information on dry cell batteries and rechargeable batteries. See page 11 for details on button batteries.)
- Items cannot be returned once collected.
- Heated and electronic tobacco products can be disposed of in dry cell battery collection boxes

The collection box opening is 25 cm × 8.5 cm.



Small electronic device collection box



Small electronic device collection locations

Collection locations Collection boxes at ward offices, civic centers or some community centers.

Renet Japan Recycle collects personal computers and electronic devices from your home through courier services.

Business operators, in collaboration with Fukuoka City, collect as many as 400 types of electronic devices including personal computers from your home through courier services for recycling.

Size and weight

Individual boxes weighing up to 20 kg with a combined length, width and height of 140 cm or less will be collected.

Fees 1,760 yen (including tax) 1,848 yen (including tax) from 1 April 2025.
per box will apply. Collection of one box that includes a personal computer is free.

Apply here

リネットジャパンリサイクル

検索



Combustible Garbage



Put combustible garbage in the designated Fukuoka City combustible garbage bags, and tie them closed securely at the top.

Size	Large (45 liters)	Medium (30 liters)	Small (15 liters)	Extra-small (10 liters)
Price per bag	45 yen	30 yen	15 yen	10 yen

Large bags with no handles are also available.

A maximum of ten 45-liter bags can be put out per household per collection.

Kitchen waste

Vegetable scraps, food waste, tea leaves, eggshells, shells, etc.

Make sure all kitchen waste is well drained.


Wipe up cooking oil with paper or a cloth, or congeal it before disposal.



Plastic items

Plastic bottles for cooking oil and detergent, styrofoam pieces, plastic toys, CDs, DVDs, egg trays, washbowls, clothes hangers, plant pots, etc.

Dispose of PET bottles marked with the ♻️ symbol using designated glass bottle and PET bottle bags.



Empty kerosene tanks



Empty* disposable lighters

*Make sure the lighter is empty by pressing on the lever (and keeping it down with an elastic band or cellophane tape) away from open flames in a well-ventilated area to empty out any remaining contents.



Rubber goods

Rubber boots, rubber gloves, rubber toys, rubber hoses, etc.



Leather goods

Shoes, handbags, belts, bags, wallets, etc.

Metal fasteners and other pieces that can be easily removed should be disposed of as non-combustible garbage.



Disposable diapers

Remove excrement.

Bamboo and wooden brooms, etc.

Items should be no more than one meter long and five centimeters in diameter.

The handle may protrude, but make sure the broom is securely enclosed inside the bag.



Pet waste

Feces should be disposed of in a dry state in a tightly tied plastic bag.

Japanese-style futon mattresses and blankets

*Garbage that is small and light enough to fit into a designated Fukuoka City bag without the bag breaking.

Electrically heated rug

Remove the electric cable, and dispose of it in a non-combustible garbage bag.

- Paper waste
- Cloth
- Tin foil
- Desiccant
- Cold packs
- Wood chips
- Fallen leaves
- Tree branches (Large amounts of branches should be taken to a processing facility. See page 13.)

Caution

- Liquids cannot be collected as they may spill onto the street during collection.
- Do not incinerate garbage yourself! Correctly separate garbage and put it out for collection. Privately burning garbage is forbidden by law.

Non-Combustible Garbage



Put non-combustible garbage in the designated Fukuoka City non-combustible garbage bags, and tie them closed securely at the top.

Size	Large (45 liters)	Medium (30 liters)	Small (15 liters)
Price per bag	45 yen	30 yen	15 yen

Dispose of empty glass bottles in designated glass bottle and PET bottle bags (see page 9). Glass containers placed in the non-combustible garbage bags will not be recycled. They will be treated as garbage and buried in landfills.

A maximum of ten 45-liter bags can be put out per household per collection.

● Empty aluminium and steel cans

Empty food and beverage cans



● Porcelain and ceramics

Bowls, plates, ornaments, flowerpots, etc.



● Umbrellas and golf clubs

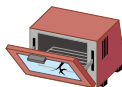
Items should be no more than one meter long and five centimeters in diameter.

The item may protrude, but make sure to close the bag securely.



● Home appliances

Toasters, rice cookers, electric Fans, printers, etc.



If the item is too large or heavy for a designated Fukuoka City garbage bag, it must be disposed of as oversized garbage. (See page 10.)

● Glass

Cups, plates, formula bottles, window glass, broken bottles, etc.

Wrap glass in thick paper and mark as "危険" to prevent injury.

Glass bottles for soft drinks, liquor, seasoning and cosmetics go in bags designated for glass bottles and PET bottles.



● Metalware

Pots, kettles, frying pans, wire clothes hangers, etc.



● Kitchen Knives

Wrap in thick paper and mark as "危険" to prevent injury.



● Gardening soil

Be careful not to spill the soil.



● Used disposable hand warmers



When disposing of the items listed below as non-combustible waste, you must follow the red cautionary points. If the items are not correctly separated when disposing of them, they may **cause fires** during collection or at the waste processing facility.

⚠ Rechargeable home appliances

Cordless vacuum cleaners, Robot vacuum cleaners, Digital cameras, etc.
Small home appliances can also be collected as recyclables. (See page 6.)



Remove the rechargeable batteries before throwing it away. Take rechargeable batteries to the collection box. (See "Small rechargeable batteries" on page 6.)

If the item is too large or heavy for a designated Fukuoka City garbage bag, it must be disposed of as oversized garbage. (See page 10.)

⚠ Aerosol cans and gas cartridges

Insecticide spray, hair spray, butane gas cartridges, etc.



Ensure the can is completely empty. No need to make holes in the can.

When emptying spray cans of their contents, be sure to read all points of caution written on them, and empty them away from open flames in a well-ventilated area.

⚠ Dry cell batteries and coin batteries

Alkaline batteries, manganese batteries and coin batteries (model number beginning with CR or BR)

Dry cell batteries can be disposed of as non-biodegradable recyclables (see page 6).



Insulate each end with cellophane tape.

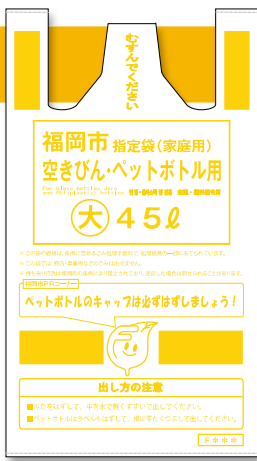
Small rechargeable batteries such as lithium-ion batteries cannot be disposed of as garbage. (See page 6.)

Button batteries (model number beginning with SR, LR or PR) cannot be disposed of as garbage. (See page 11.)

Caution

- ◎ The city does not collect air conditioners, TVs, refrigerators, freezers, washing machines, clothes dryers or personal computers. (See page 11 for details.)
- ◎ The city does not collect items such as fire extinguishers, pressured vessels (e.g. helium gas cylinders) or cans of paint that are not empty. (See page 11 for details.)

Glass Bottles and PET Bottles



Put glass bottles and containers and PET bottles in the designated Fukuoka City bags for glass bottles and PET bottles, and tie them closed securely at the top.

Empty cans are non-combustible garbage.

Size	Large (45 liters)	Medium (30 liters)
Price per bag	22 yen	15 yen

You do not need to separate empty glass bottles and PET bottles. Dispose of them in the same bag.



A maximum of ten 45-liter bags can be put out per household per collection.

● Glass bottles

Glass bottles for drinks, foods, seasonings, cosmetics, household medication, etc.

Dispose of broken glass bottles as non-combustible garbage.

Please take any empty returnable bottles such as 1.8 L bottles and beer bottles to the retailer or to a recycling collection point wherever possible.




● PET bottles*

PET bottles for drinks, liquor, seasonings and other liquids with the PET symbol



*PET bottles are marked with this logo on the label or base of the bottle.



You do not need to remove the cap rings from bottles.

Disposing of glass bottles

1 Remove the cap and any easy-to-remove labels.

Dispose of plastic caps and labels as combustible garbage and metal caps as non-combustible garbage.



2 Rinse the bottles once with water.



3 Crush the bottles flat.



Collection boxes for empty glass and PET bottles can be found at supermarkets.



Stores that collect recyclables

Caution

The following items are not collected as glass bottles and PET bottles.

Dispose of these items as combustible garbage.

Plastic bottles without the PET symbol

Plastic bottles that only display the mark are not PET bottles.



Dispose of these items as non-combustible garbage.

Items that were sold as empty glass bottles and containers

Glass jars with lids for home-made liquor or pickles, etc.



Opaque white bottles and containers made of special glass

Opaque white glass, heat-proof glass, crystal items, etc.

Glass items other than glassware bottles

Sheet glass, vases, aquariums, ashtrays, ornaments, toys, light bulbs, tableware, etc.

Bottles that contained hazardous substances or are broken

Bottles for agrochemicals, chemicals, etc.



Oversized Garbage

What is oversized garbage?

Oversized garbage refers to any oversized item that cannot fit into a designated Fukuoka City bag, such as furniture or appliances. Depending on the item to be disposed of, you will need different disposal tickets. Contact the Oversized Garbage Disposal Center in advance for more information. Up to 10 items can be disposed of at one time.



Oversized garbage collection service (charges apply)

If you cannot dispose of oversized garbage at the specified location, you can have the items collected. Contact the Oversized Garbage Disposal Center for more information. (Up to 5 items can be disposed of at one time.) You cannot apply for the oversized garbage collection service online or through LINE.

Price of oversized garbage disposal ticket

300 yen / 500 yen / 1,000 yen

You will need different disposal tickets depending on the item, and the weight and size of the garbage you need to dispose of.

Disposing of oversized garbage:

1

Call the Oversized Garbage Disposal Center to confirm the collection fee, location and date. The collection date is usually around a week after your call.



Oversized Garbage Disposal Call Center ☎092-731-1153

Open: Monday to Saturday (including public holidays): 9:00 to 17:00
Closed every Sunday, and between December 29 and January 3

[Apply online]

<https://sodaigomi-kankyo.city.fukuoka.lg.jp/>
Reservations are accepted 24 hours a day.

[Apply with LINE]

Online payment is accepted.

Account name : Fukuoka City oversized garbage collection requests

福岡市粗大ごみ受付 (@fukuokacity_sdg)

Reservations are accepted 24 hours a day.

Dedicated helpline for customers with hearing or speech impairments

FAX 092-731-1195



Online reception



Apply with LINE

2

Purchase a disposal ticket at a convenience store (not available at all retailers).



Disposal tickets cannot be refunded. Purchase them only after you have completed your application.

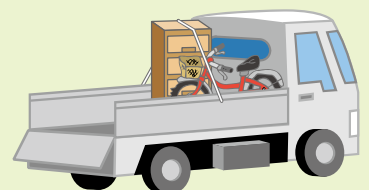
3

Write your collection number (or name) on the ticket and affix it to the item to be disposed of. Take the item to the specified location by 8:30 in the morning on the arranged day.



4

The garbage will be collected during the day. You do not need to be present for pick up.



Some items may be reused.

Caution

- ◎ Items without a valid disposal ticket with your collection number (or your name) written on will not be collected.
- ◎ You can cancel a collection by contacting the Oversized Garbage Disposal Center no later than two days before the scheduled collection date.
- ◎ Air conditioners, TVs, refrigerators, freezers, washing machines, clothes dryers and personal computers cannot be collected by the Oversized Garbage Disposal Center. (See page 11 for details.)

Dispose of oversized garbage by contacting the Fukuoka City Oversized Garbage Disposal Center.

Be aware that groups offering low-cost collection services on the internet, with flyers or going around the city are operating illegally without the government's permission. Do not use these groups' services, as they often illegally dump the waste or charge you large sums of money.

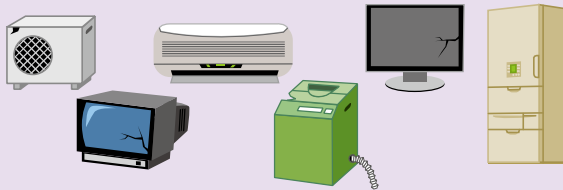
[Use of personal information]

All information received by the Oversized Garbage Disposal Center will not be used for any purposes other than for oversized garbage collection.

Garbage That Is Not Collected

⚠ The following items cannot be disposed of as "Non-Combustible Garbage" or "Oversized Garbage".

Items defined by the Home Appliance Recycling Law



- Air conditioners
- TVs
- Refrigerators
- Freezers
- Washing machines
- Clothes dryers

Electric Home
Appliances Household
Appliance Recycling
Ticket Center
☎0120-319-640



Recycling fees
(Amount depends on the item and manufacturer)

+

Collection and transport fees
(Amount depends on the store)

=

Fees paid by the customer disposing of the item
(Remember to keep a copy of the Household Appliance Recycling Ticket!)

You need to pay fees for recycling and collection/transport to dispose of the above items.

Disposing of these items:

- ① Have the old product disposed of by the firm installing the new one. (The store you buy the product at is obligated to take products to be recycled.)
- ② Contact the original retailer to dispose of it. (The store you bought the product at in the past is obligated to take products to be recycled.)

If neither ① nor ② is possible:

- Take the item to the specified disposal locations. (You must arrange in advance.)
- Check with the Association for Electric Home Appliances Household Appliance Recycling Ticket Center for information on procedures.
- Make an appointment for disposal at Yamada Denki.
- Use the home delivery collection service of companies that have concluded agreements with the city.
 - ReNet Japan Recycle and SG Moving which are affiliated and cooperating companies, are collecting these items. For details, please check the website or (☎0570-056-006).
 - Contact Fukuoka City Fisheries Cooperative Oronoshima Island Branch (☎092-809-1560) if you are on Orono Island and Kyowa Sangyo (☎092-631-3910) on Genkaijima Island.



ReNet Japan
Recycle

Personal computers

- Personal computers
- Monitors (CRT / LCD / Plasma)

Disposing of these items:

- ① Request collection* from the PC manufacturer.

* If your PC does not have a PC recycling mark (see right), you will be required to pay a collection and recycling fee.

* For information on finding the reception desk of each manufacturer and self-made PCs, contact the PC3R Promotion Association.

☎ 03-5282-7685

- ② Use the home delivery collection service* of ReNet Japan Recycle.

* Regardless of whether or not there is a PC recycling mark, collection including the main body of the PC is free of charge for one box.

* For details, see "Collection using a courier service" on page 6.



PC3R Promotion
Association



Personal computers



Monitors

Car or motorcycle tires, fire extinguishers, agrochemicals, etc.

- Cars
- Motorcycles*
- Pianos
- Agrochemicals
- Car or motorcycle tires
- Car batteries
- Toner
- Agricultural equipment
- Fire extinguishers*
- Waste oil, such as gasoline and motor oil
- Pressured vessels, such as helium gas cylinders and LPG cylinders



* Japan Automobile Recycling Promotion Center (JARC) can provide information on where to take motorcycles for disposal.

☎050-3000-0727

* Fire Extinguisher Recycle Promotion Center Corporation can provide information on specified locations for fire extinguisher disposal.

☎03-5829-6773



Disposing of these items:

First consult the manufacturer or retailer where you purchased the item. If you do not know of any authorized collection firms, contact the Home Refuse Section at City Hall or the Living Environment Section at your local ward office. (See back cover.)

Button batteries

- Silver-oxide Batteries
(model number SR)
- Alkaline Batteries
(model number LR)
- Metal-air batteries
(model number PR)

Disposing of these items:

Use the collection service provided by the Battery Association of Japan.

Insulate the batteries with tape, and place them in the collection cans available at cooperating collection stores (electronics stores, etc.).

· Dispose of coin-type lithium batteries with a model number beginning with CR or BR as non-combustible garbage.



Search for
collection stations

Commercial waste

⚠ Garbage from companies, stores, hospitals and other businesses cannot be put out as residential waste.

Check the website of the Environmental Association for Fukuoka City Businesses (Cooperative) or call ☎092-432-0123 to request collection.

*Reduce the volume of garbage by recycling newspaper, cardboard and magazines through authorized recycling companies.



Disposing of waste that is both residential and commercial

- Separate your commercial waste from your residential waste.
- If you cannot separate your commercial waste and your residential waste into separate bags, dispose of it all as commercial waste*.

*When disposing of all of your waste as commercial waste, you may receive a discount on your collection fee from the municipal government if you apply as a home office (heiyō setai) at the Living Environment Section of your local ward office.

Dead animal removals

Dead animals found on roads and in public places are removed for free. Pets are also collected*. Owners are charged 1,000 yen per animal. Contact the Inoguchi Shokai on ☎092-671-3895 to arrange a removal.

Open: Every day 8:30 to 17:30
Closed: Between January 1 and 3

*Be aware deceased pets will be treated as waste material.
Contact pet cemeteries or funeral homes for burial or cremation services.

Free garbage bags for volunteer litter-pickers

Special bags are provided free of charge so voluntary litter-pickers can dispose of the garbage they have collected from public areas as residential waste. Check the conditions for receiving the bags at the Living Environment Section of your ward office. See back cover for details.

Human Waste Management

You must arrange for waste collection if you have a pit latrine-style toilet in your home or office.

Notify us when:



- you move into a home with a pit latrine
- you move out of a home with a pit latrine
- the number of residents changes
- you change from a long-drop toilet
- your company or store needs to apply for waste collection, cancel a collection or notify a change in the frequency of collection

Notify the Living Environment Section at your local ward office

(the Citizens Advice Section at the Seibu Branch Office).

- To schedule waste collection for a temporary toilet, such as at a construction site:

Fukuoka Environment Foundation Central Business Office ☎092-752-7860*

Open: Monday to Friday, 9:00 to 17:00
Closed: Weekends, public holidays and between December 29 and January 3

*Requests can be made up to three business days before the desired pick-up date.

Waste management fees can be paid by direct debit

You will receive a bill every two months, but we recommend paying by direct debit for convenience. Contact the Fukuoka Environment Foundation Central Business Office for details.

☎092-731-2703

[Waste collection fees]

Type	Fees	
Regular pit latrines	Monthly fee per person*	300 yen
Flush pit latrines	Monthly fee per person*	750 yen
Businesses and temporary toilets	Fee for every 18 liters or less	150 yen

* Waste should be collected at least once a month.
Extra charges apply for two or more collections a month.

Maintenance inspections and cleaning of septic tanks

Septic tanks require mandatory annual maintenance inspections and cleaning. Contact the Living Environment Section at your local ward office. See back cover for details.

One Time Disposals of Waste (Outside of Regular Collections)

Taking garbage to waste processing facilities

You must book an appointment in advance either by phone or online if you wish to take garbage to waste processing facilities yourself. There is no need to put the garbage in Fukuoka City garbage bags.

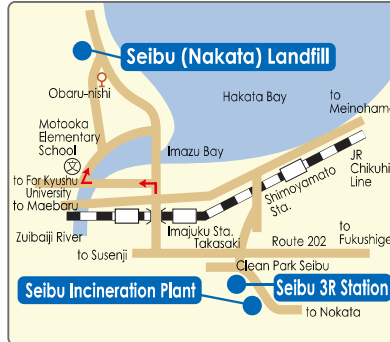
● Apply online



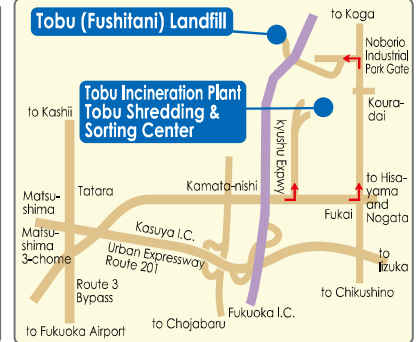
Facility reception hours Open : Monday to Saturday, 8:30 to 16:00* (Rinkai Incineration Plant 9:30 to 15:30)
Closed : Between January 1 and 3 (Until 15:00 on December 31)

	Facility	Address
Combustible Garbage	Tobu Incineration Plant (Constructed and operated by the Fukuoka Clean Energy Corporation)	5-11-2 Kamata, Higashi-ku
	Rinkai Incineration Plant	4-13-42 Hakozaki-futo, Higashi-ku
	Clean Ene Park Nanbu (Fukuoka Metropolitan Area Nanbu Incineration Plant)	104-5 Oaza Shimo-shirozu, Kasuga City
	Seibu Incineration Plant	1191 Oaza Juroku-cho, Nishi-ku
Non-Combustible Garbage	Tobu Shredding & Sorting Center	5-11-1 Kamata, Higashi-ku
	Seibu Incineration Plant	1191 Oaza Juroku-cho, Nishi-ku
	Tobu (Fushitani) Landfill	1431-1 Oaza Yamada, Hisayama-cho, Kasuya-gun
	Seibu (Nakata) Landfill	4439 Oaza Imazu, Nishi-ku

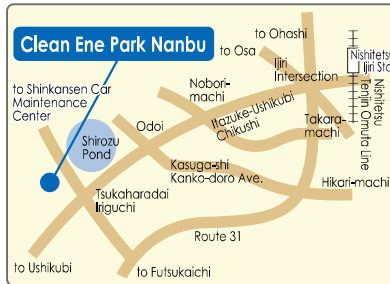
●Seibu Incineration Plant
●Seibu (Nakata) Landfill ●Seibu 3R Station



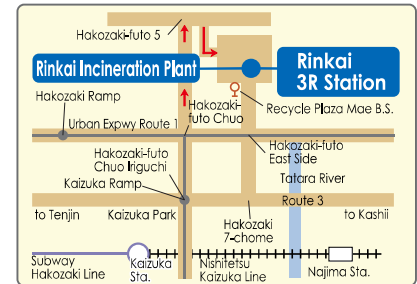
●Tobu Incineration Plant ●Tobu (Fushitani) Landfill
●Tobu Shredding & Sorting Center



●Clean Ene Park Nanbu



●Rinkai Incineration Plant ●Rinkai 3R Station



Follow the routes marked on the above maps when entering the facilities.

Reception

Making arrangements to take garbage yourself
Call Center : ☎092-433-8234

Processing fees

**Up to 10 kg
140 yen**

Open: Monday to Saturday, 8:30 to 16:00* Closed: Between January 1 and 3

*Reservations can be made from two weeks to 30 minutes before bringing your waste to the facility.

- You cannot ask other people to carry in your garbage (excluding waste collection companies authorized by Fukuoka City.)
- Residential waste cannot be carried in by vehicles suspected to be company vehicles, such as dump trucks, garbage trucks, company vans or vehicles with company logos.
- Please comply with the Fukuoka City Garbage Regulations (on the Fukuoka City Environmental Bureau website).

Garbage Regulations



Using authorized collection companies

Environmental Association for Fukuoka City Businesses (Cooperative)

☎092-432-0123

This is an association of companies authorized by Fukuoka City to collect and transport general waste. Contact them if you wish to dispose of a large amount of waste generated when you move house, for example.

●When you request a one time collection:

Collection and transportation fees

4,070 yen per 1 m³
(Note that any amount up to 1 m³ is counted as 1 m³)

Disposal fees

+

14 yen per 1 kg
(Note that any amount up to 1 kg is counted as 1 kg.)

●Note that the above rates are the maximum amount a collector can charge you.

Facilities for disposing of tree branches





You can dispose of tree branches at private recycling facilities. Contact the facility directly to check times and fees.



Nakayama Recycle Corporation	4-13-1 Hakozaki-futo, Higashi-ku	☎092-292-8488
Mokuzai Kaihatsu Co., Ltd.	2-85-25 Higashihama, Higashi-ku	☎092-292-6470
Nanbu Green Services LLC	685 Oaza Kashiwara, Minami-ku	☎092-566-1328
Kajiwarra-Gumi Co., Ltd.	736 Aza Nakabaru, Oaza Okasagi, Sawara-ku	☎092-801-0045
Sawara-Nishi Landscape Architecture Association	786-1 Oaza Hanedo, Sawara-ku	☎092-811-8231

How to dispose of batteries and small rechargeable batteries

How to dispose of batteries and small rechargeable batteries

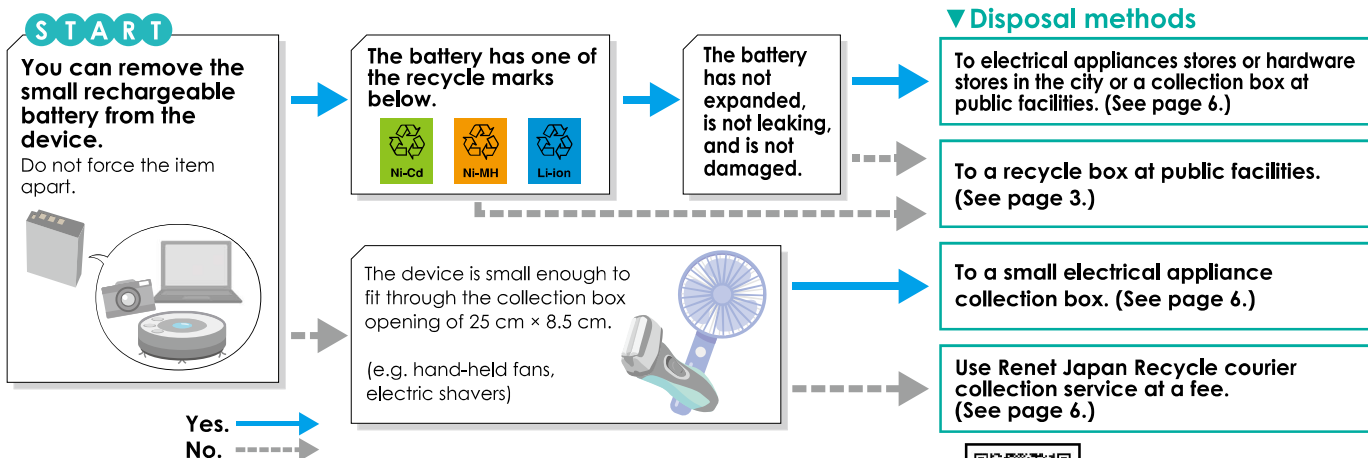
Dry cell batteries (Alkaline batteries, manganese batteries)	Coin batteries (model number beginning with CR or BR)	Button batteries (model number SR•LR•PR)	Small rechargeable batteries (NiCad batteries, Nickel-hydrogen batteries, and Lithium-ion batteries)
Take them to an electrical appliances store or hardware store in the city or dispose of them in a dry cell battery collection box at public facilities. You can also dispose of them as non-combustible garbage. 	Non-combustible garbage. 	Dispose of them in a button battery collection box at electrical appliances stores. ❌ You cannot dispose of them as non-combustible garbage! 	Follow the chart below to find out where to dispose of them. ❌ You cannot dispose of them as non-combustible garbage! 

How to dispose of small rechargeable batteries

Small rechargeable batteries are used in many chargeable devices including smartphones and hand-held fans.

Remove the battery from the device and insulate it by applying cellophane tape only to its ends before disposing of it.

• Contact the Waste Reduction Section (see the back cover for contact information) if you cannot find the item you want to dispose of on the flow chart below.



- To dispose of an electric bicycle battery, use the retailer's collection service.
- To dispose of heated or electronic tobacco products, use the manufacturer's collection service or a dry cell battery collection box. (See page 6.)



Check here for cautionary points and more information on how to dispose of batteries.

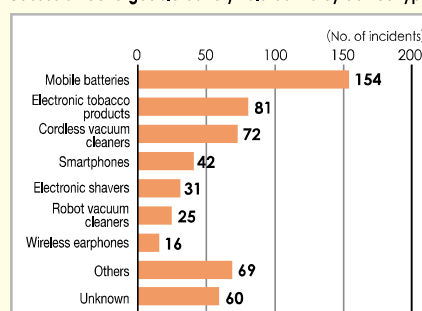
Small rechargeable batteries, aerosol cans and gas cartridges have caused fires in collection vehicles and waste processing facilities.

Small rechargeable batteries can ignite on impact, which can lead to fires during collection and at waste processing facilities. Do not put them out in garbage bags and instead dispose of them in appropriate collection boxes as described above.

Ensure that aerosol cans and gas cartridges are completely empty before you dispose of them as non-combustible garbage. There is no need to make any holes in the can. When the cans and cartridges are not empty, you must empty them yourself before disposing of them. Buy only the quantity you need and use it up within the expiry date to avoid complications when you wish to throw them away.



Causes of rechargeable battery-related fire by device type



Survey on the status of recycling initiatives for end-of-life small electronic devices in municipalities in FY2021 [Source: Ministry of the Environment].



Cases of ignition of gas cartridges in collection vehicles [Source: NITE].

Do not put liquid in garbage bags.

If liquids such as cooking oil or detergent are disposed of either directly or in a container in a garbage bag, the bag or container may break when it is packed into the collection vehicle, causing the liquids to scatter, which could stain the vehicle or the vicinity, cause bad odors or lead to accidents involving passers-by or collection workers. Coagulate or soak any remaining liquids with paper or cloth before disposing of it.



How to dispose of liquids varies depending on the type of liquid, e.g. chemicals. If you are unsure of the disposal method, first contact the dealer or manufacturer.

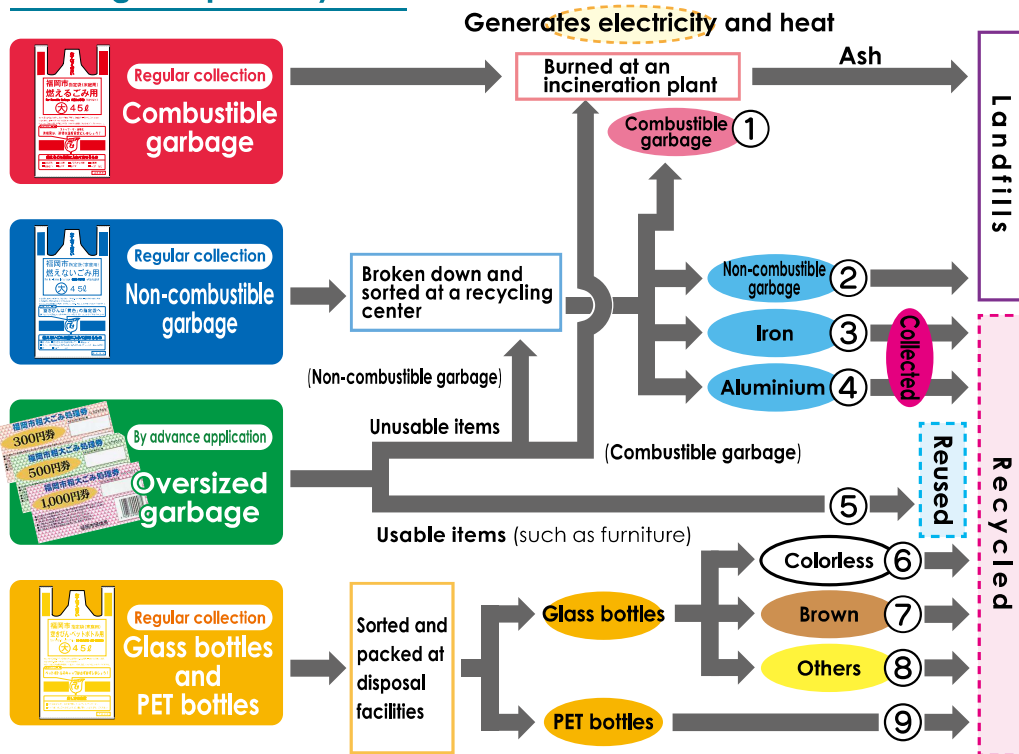
Household garbage is collected through four separate methods in Fukuoka City, and is subsequently sorted into **nine categories** (① to ⑨) before being recycled or disposed of as described below.



Final disposal using the Fukuoka Method: the environmentally friendly landfill technique

The ash produced at incineration plants is disposed of by the Fukuoka Method, an environmentally friendly landfill technique, to reduce methane and other greenhouse gases that contribute to climate change.

Garbage Disposal System



Inquiries about Garbage, Human Waste and Illegal Dumping

Higashi Ward Office	☎ 092-645-1061	FAX 092-632-8999
Hakata Ward Office	☎ 092-419-1068	FAX 092-441-5603
Chuo Ward Office	☎ 092-718-1091	FAX 092-718-1079
Minami Ward Office	☎ 092-559-5374	FAX 092-561-5360
Jonan Ward Office	☎ 092-833-4086	FAX 092-822-4095
Sawara Ward Office	☎ 092-833-4340	FAX 092-841-6687
Nishi Ward Office	☎ 092-895-7050	FAX 092-882-2137
Seibu Branch Office	☎ 092-806-9430	FAX 092-806-6811

Inquiries and reception about Oversized Garbage

Oversized Garbage Disposal Call Center	☎ 092-731-1153	FAX 092-731-1195
--	----------------	------------------

Inquiries and applications to take garbage to waste processing facilities yourself

Call Center	☎ 092-433-8234
-------------	----------------

Inquiries on Garbage Reduction and Recycling

Waste Reduction Promotion Section	☎ 092-711-4039	FAX 092-711-4823
-----------------------------------	----------------	------------------

Inquiries on Garbage Collection and Garbage Bags

Waste Collection Management Section	☎ 092-711-4346	FAX 092-733-5907
-------------------------------------	----------------	------------------

Check Household Garbage Rules in different languages.



Household garbage rule booklets are available in 10 languages!

Multilingual Helpline

Multilingual support line for all ward offices

☎ 092-753-6113

Languages : English, Chinese, Korean, Vietnamese, Nepali and more.

Fukuoka City Waste and Recycle Website



Languages : English, Chinese and Korean

Household Garbage Rules February, 2025

Waste Reduction Promotion Section,
Environmental Bureau, Fukuoka City Government
1-8-1 Tenjin, Chuo-ku, Fukuoka City 〒810-8620
☎ 092-711-4039 FAX 092-711-4823
Email : gomigenryo.EB@city.fukuoka.lg.jp

SUSTAINABLE DEVELOPMENT GOALS

日本と世界を変えるための17の目標です。



リサイクル適性(A)

この印刷物は、印刷用の紙へリサイクルできます。