

平成 2 5 年

年 報

青 果 物 編



福岡市中央卸売市場

目次

はじめに (P 1)

| | |
|----------|---|
| 年報利用上の注意 | 1 |
|----------|---|

青果物の取扱状況 (P 2～P 9)

| | |
|----------------------|---|
| 年次別・部類別取扱高推移表及び推移グラフ | 2 |
| 地域別入荷状況グラフ | 4 |
| 取扱概況 | 6 |
| 市場別・部類別・月別・取扱別 | 8 |
| 主要品目取扱数量の推移 | 9 |

野菜の取扱状況 (P 10～P 45)

| | |
|----------------------------|----|
| 品目別取扱高／前年対比表 | 10 |
| 産地別取扱高 (全国, 県内, 各上位10位) | 12 |
| 品目別取扱高 (全国, 県内, 各上位10位) | 13 |
| 外国産の品目別取扱高／前年対比表 | 14 |
| 主要野菜の品目別・産地別入荷数量比率図 (円グラフ) | 16 |
| 産地別取扱高及び主要品国 (日本地図) | 17 |
| 輸入野菜の取扱高 | 18 |
| 品目別・産地別取扱高 (県内, 都道府県及び国外) | 19 |
| 品目別・月別取扱高 | 42 |

果実の取扱状況 (P 46～P 79)

| | |
|----------------------------|----|
| 品目別取扱高／前年対比表 | 46 |
| 産地別取扱高 (全国, 県内, 各上位10位) | 48 |
| 品目別取扱高 (全国, 県内, 各上位10位) | 49 |
| 外国産の品目別取扱高／前年対比表 | 50 |
| 主要果実の品目別・産地別入荷数量比率図 (円グラフ) | 52 |
| 産地別取扱高及び主要品国 (日本地図) | 53 |
| 輸入果実の取扱高 | 54 |
| 品目別・産地別取扱高 (県内, 都道府県及び国外) | 55 |
| 品目別・月別取扱高 | 76 |

開設区域内外への出荷割合 (P 80)

| | |
|--------------|----|
| 開設区域内外への出荷割合 | 80 |
|--------------|----|



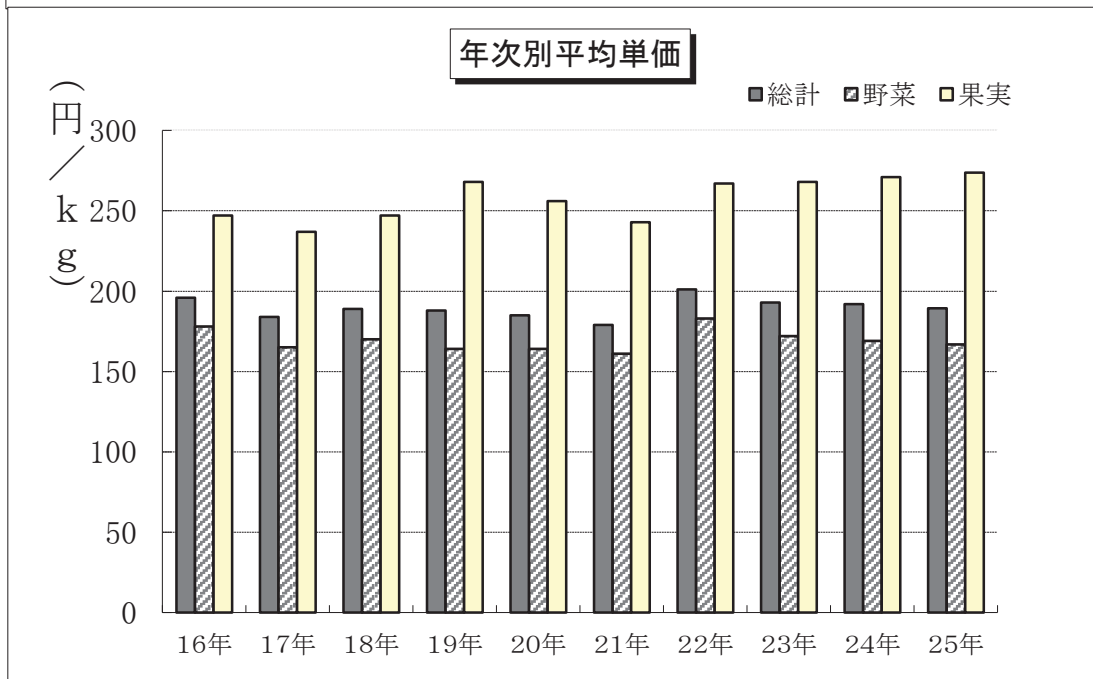
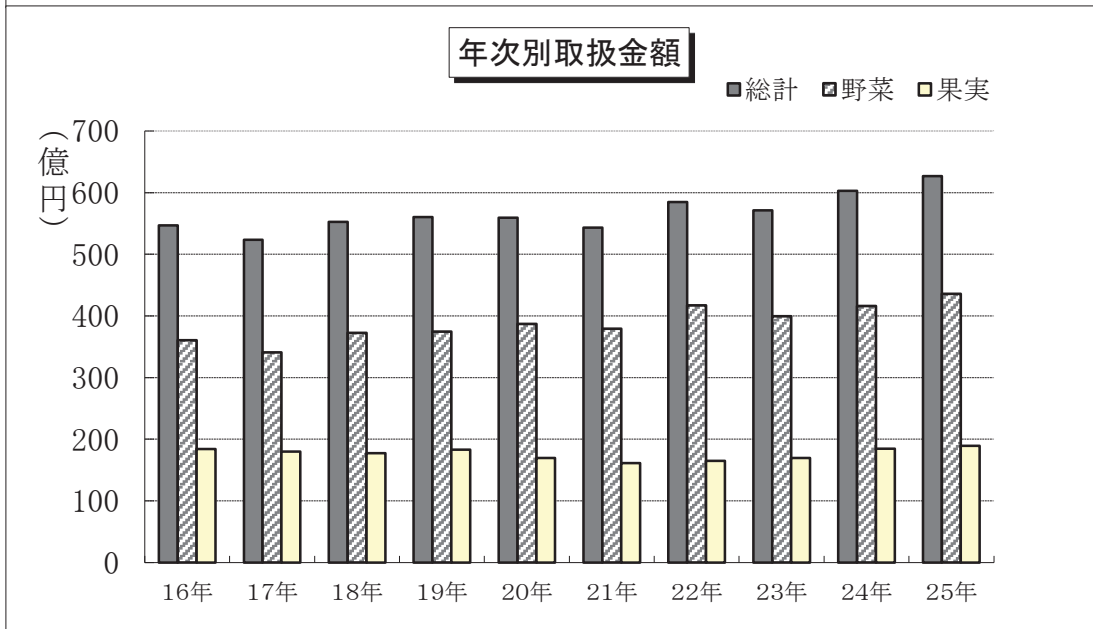
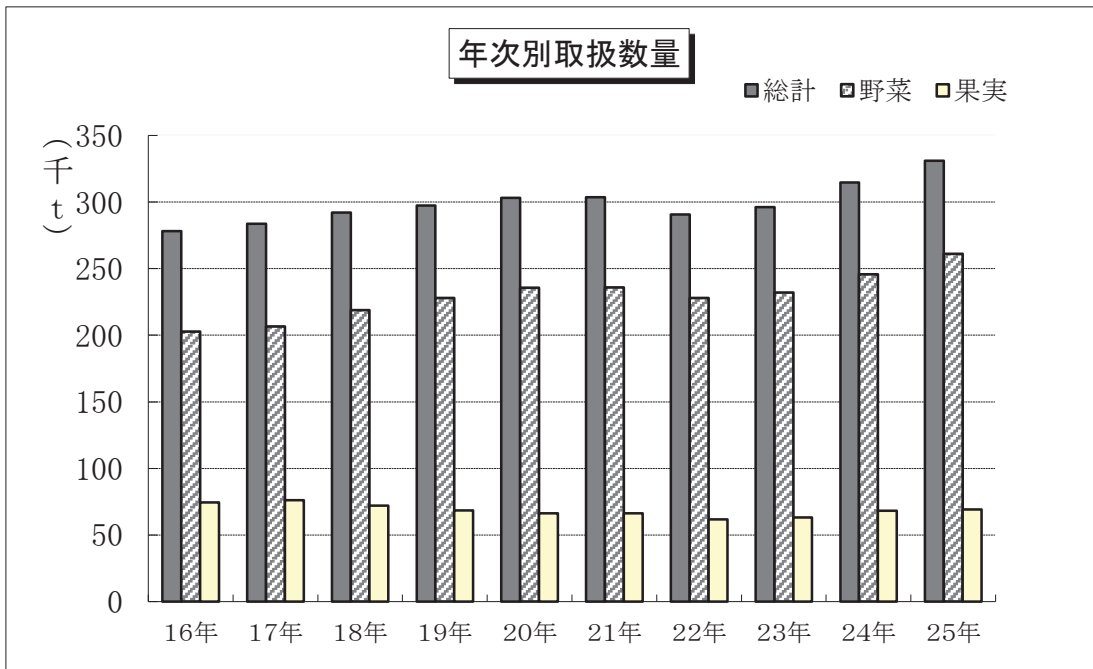
- この年報は平成25年中の福岡市中央卸売市場において取引された野菜・果実・鳥卵についてまとめたものである。
- 平成25年中の開場日数は267日である。
- 基礎資料は主に卸売業者発行の月報である。
- 本市場青果部は、青果市場・西部市場・東部市場の3市場からなっている。
- 特別の注釈がない限り、単位は数量がkg、金額は円をもって表示し、「－」は該当数字がないものである。
- 平均単価は1kg当り円である。
- 特に市場別の表示がない限り取扱高は青果市場・西部市場・東部市場の合計である。
- 産地別・部類別において、県内は市郡単位、県外は都道府県単位としている。

年次別・部類別取扱高推移表

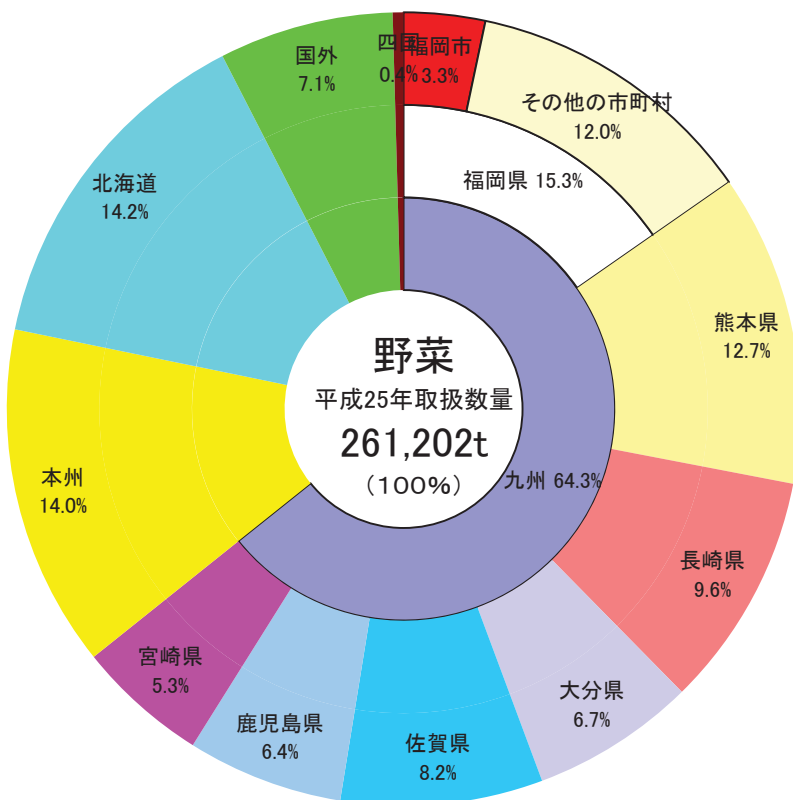
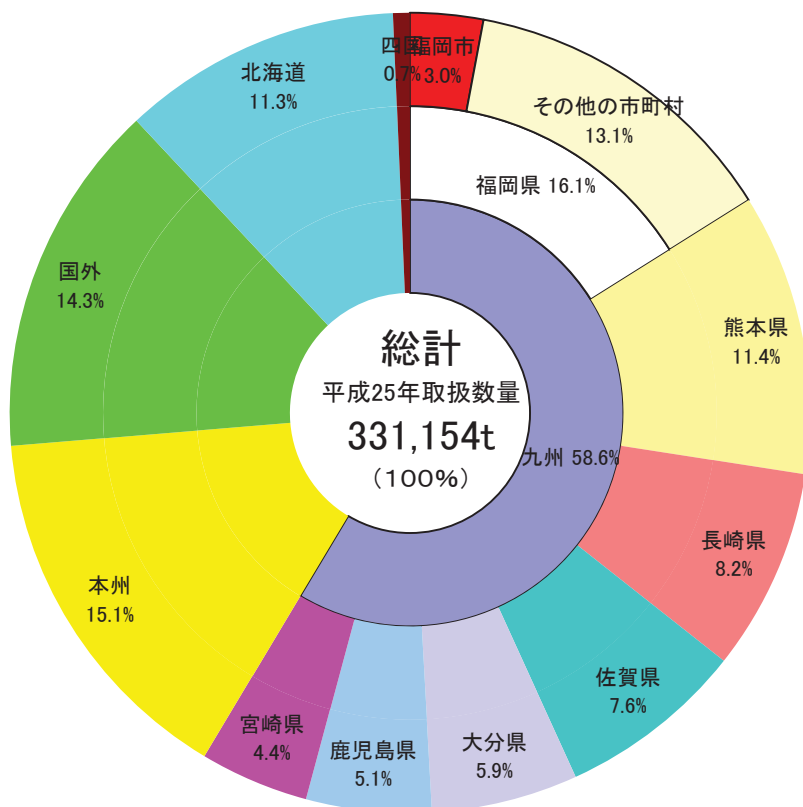
(単位:数量 kg, 金額 円, 単価 円/kg)

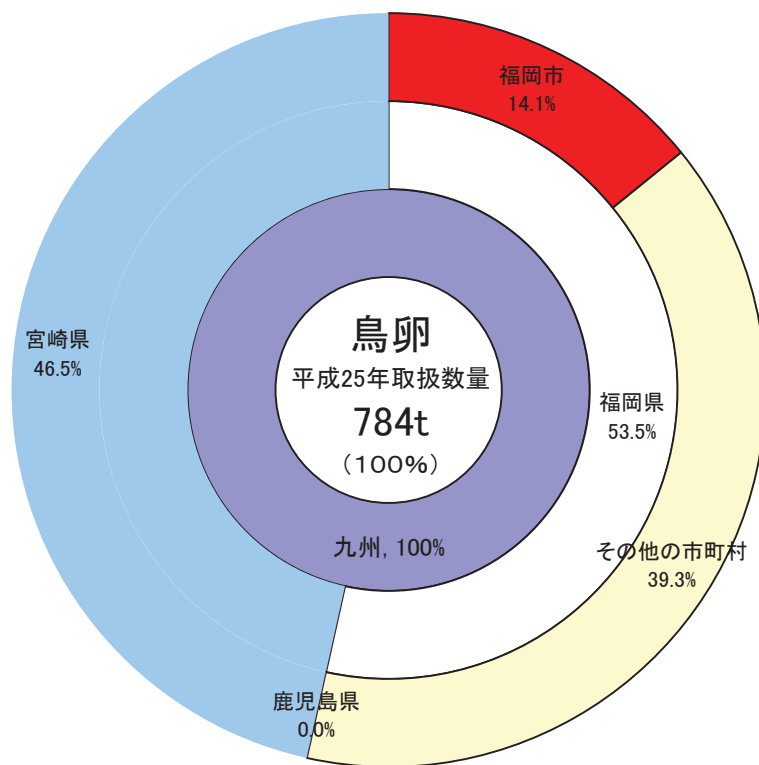
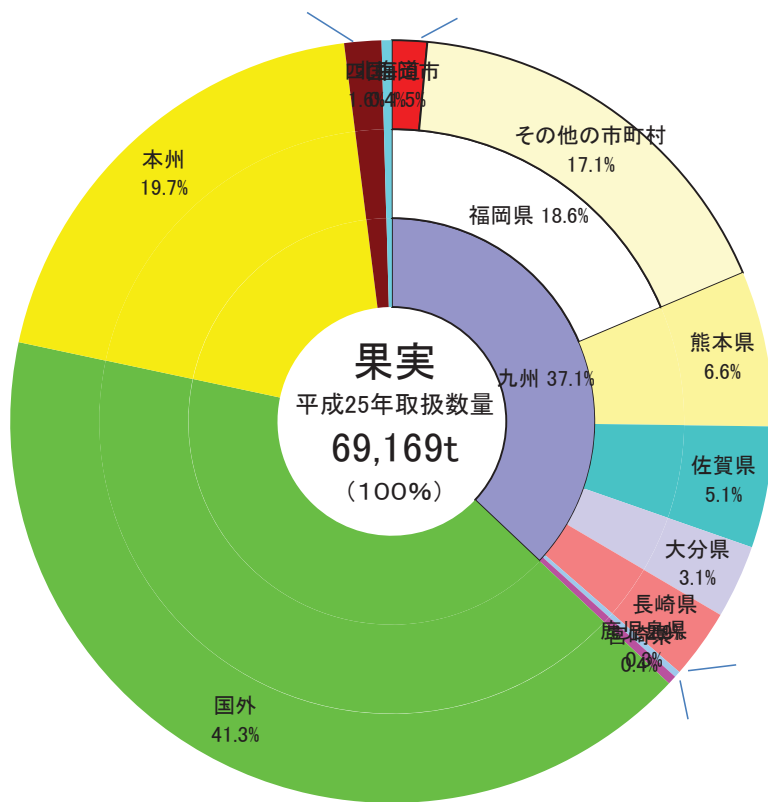
| 年 | 項目 | 総計 | 野菜 | 果実 | 鳥卵 | 福岡市人口 |
|----|----|----------------|----------------|----------------|--------------|-----------|
| 35 | 数量 | 84,612,102.00 | 59,842,863.00 | 24,354,147.00 | 415,092.00 | 661,586 |
| | 金額 | 2,275,020,353 | 1,144,298,673 | 1,053,993,134 | 76,728,546 | |
| | 単価 | 27 | 19 | 43 | 185 | |
| 40 | 数量 | 109,183,734.00 | 71,436,471.00 | 36,649,063.00 | 1,098,200.00 | 764,139 |
| | 金額 | 4,966,152,796 | 2,304,825,020 | 2,460,950,777 | 200,376,999 | |
| | 単価 | 45 | 32 | 67 | 182 | |
| 45 | 数量 | 126,186,626.00 | 79,115,549.00 | 45,434,046.00 | 1,637,031.00 | 854,031 |
| | 金額 | 10,015,006,440 | 5,199,884,077 | 4,502,121,188 | 313,001,175 | |
| | 単価 | 79 | 66 | 99 | 191 | |
| 50 | 数量 | 174,234,143.70 | 111,290,297.70 | 60,678,205.00 | 2,265,641.00 | 975,314 |
| | 金額 | 23,460,461,987 | 12,662,963,353 | 10,098,798,395 | 698,700,239 | |
| | 単価 | 135 | 114 | 166 | 308 | |
| 55 | 数量 | 202,492,781.15 | 128,740,236.66 | 72,470,596.99 | 1,281,947.50 | 1,062,538 |
| | 金額 | 38,115,437,325 | 22,155,942,339 | 15,554,386,825 | 405,108,161 | |
| | 単価 | 188 | 172 | 215 | 316 | |
| 60 | 数量 | 238,373,848.64 | 156,725,710.20 | 80,345,803.14 | 1,302,335.30 | 1,163,929 |
| | 金額 | 46,725,610,429 | 25,130,806,908 | 21,234,714,560 | 360,088,961 | |
| | 単価 | 196 | 160 | 264 | 276 | |
| 2 | 数量 | 270,336,098.72 | 179,824,580.06 | 89,120,250.30 | 1,391,268.36 | 1,210,373 |
| | 金額 | 61,442,579,743 | 36,666,271,976 | 24,443,373,329 | 332,934,438 | |
| | 単価 | 227 | 204 | 274 | 239 | |
| 7 | 数量 | 277,441,917.34 | 184,873,406.33 | 91,322,501.28 | 1,246,009.73 | 1,253,941 |
| | 金額 | 60,363,662,423 | 36,794,470,252 | 23,307,470,547 | 261,721,624 | |
| | 単価 | 218 | 199 | 255 | 210 | |
| 12 | 数量 | 285,169,639.60 | 200,429,828.90 | 83,591,120.97 | 1,148,689.73 | 1,309,265 |
| | 金額 | 53,555,227,575 | 33,494,289,601 | 19,796,763,388 | 264,174,586 | |
| | 単価 | 188 | 167 | 237 | 230 | |
| 16 | 数量 | 278,279,894.85 | 202,752,969.29 | 74,453,028.62 | 1,073,896.94 | 1,358,598 |
| | 金額 | 54,673,808,134 | 36,046,391,789 | 18,394,445,013 | 232,971,332 | |
| | 単価 | 196 | 178 | 247 | 217 | |
| 17 | 数量 | 283,744,733.22 | 206,575,505.84 | 76,069,387.21 | 1,099,840.17 | 1,370,361 |
| | 金額 | 52,340,771,221 | 34,069,617,511 | 18,006,889,954 | 264,263,756 | |
| | 単価 | 184 | 165 | 237 | 240 | |
| 18 | 数量 | 292,108,488.59 | 218,945,164.79 | 71,993,751.64 | 1,169,572.16 | 1,384,324 |
| | 金額 | 55,256,286,434 | 37,243,748,099 | 17,750,744,652 | 261,793,683 | |
| | 単価 | 189 | 170 | 247 | 224 | |
| 19 | 数量 | 297,378,630.07 | 227,874,691.31 | 68,307,458.52 | 1,196,480.24 | 1,396,493 |
| | 金額 | 56,047,042,746 | 37,451,250,483 | 18,326,133,589 | 269,658,674 | |
| | 単価 | 188 | 164 | 268 | 225 | |
| 20 | 数量 | 303,247,231.81 | 235,766,554.97 | 66,230,123.59 | 1,250,553.25 | 1,407,095 |
| | 金額 | 55,950,174,684 | 38,695,627,529 | 16,935,394,724 | 319,152,431 | |
| | 単価 | 185 | 164 | 256 | 255 | |
| 21 | 数量 | 303,607,417.76 | 236,040,098.67 | 66,345,548.89 | 1,221,770.20 | 1,419,800 |
| | 金額 | 54,335,236,422 | 37,948,245,537 | 16,109,059,640 | 277,931,245 | |
| | 単価 | 179 | 161 | 243 | 227 | |
| 22 | 数量 | 290,793,367.63 | 227,968,812.40 | 61,686,064.49 | 1,138,490.74 | 1,430,804 |
| | 金額 | 58,456,017,344 | 41,710,940,674 | 16,473,624,280 | 271,452,390 | |
| | 単価 | 201 | 183 | 267 | 238 | |
| 23 | 数量 | 296,280,649.63 | 232,156,014.91 | 63,217,201.79 | 907,432.93 | 1,446,515 |
| | 金額 | 57,108,765,193 | 39,941,464,869 | 16,943,119,180 | 224,181,144 | |
| | 単価 | 193 | 172 | 268 | 247 | |
| 24 | 数量 | 314,799,661.42 | 245,752,136.97 | 68,192,371.42 | 855,153.03 | 1,459,870 |
| | 金額 | 60,296,230,569 | 41,617,569,147 | 18,484,552,066 | 194,109,356 | |
| | 単価 | 192 | 169 | 271 | 227 | |
| 25 | 数量 | 331,154,415.95 | 261,201,777.59 | 69,168,778.52 | 783,859.84 | 1,474,326 |
| | 金額 | 62,692,981,664 | 43,566,071,666 | 18,929,513,515 | 197,396,483 | |
| | 単価 | 189 | 167 | 274 | 252 | |

※35年は3月～12月の取扱高である。人口は12月末日現在の住民基本台帳登録人口および外国人登録人口である。



地域別入荷状況





取扱概況

1. 取扱実績（平成25年1月～12月）

| 項目 | 数量（t） | | 金額（千円） | | 単価（円/Kg） | |
|----|---------|------|------------|------|----------|------|
| | | 前年比% | | 前年比% | | 前年比% |
| 総計 | 331,154 | 105 | 62,692,982 | 104 | 189 | 98 |
| 野菜 | 261,202 | 106 | 43,566,072 | 105 | 167 | 98 |
| 果実 | 69,169 | 101 | 18,929,514 | 102 | 274 | 101 |
| 鳥卵 | 784 | 92 | 197,396 | 102 | 252 | 111 |

2. 取扱概況

- 平成25年は、上半期は潤沢な入荷量だったが、末端需要は低調で軟調な取引だった。梅雨明け以降は国内各地で発生した集中豪雨などにより、全国的に品薄傾向となり高値で推移した。年明け後は軟弱野菜等が品薄となったものの、末端需要は低調で厳しい状況が続いた。青果物市場全体の取扱高は前年比105%の331,154トン、取扱金額は前年比104%の62,692,982千円、単価は前年比98%の189円となった。
- 野菜の入荷数量は前年比106%の261,202トン、取扱金額は前年比105%の43,566,072千円、単価は前年比98%の167円となった。
- 果実の入荷数量は前年比101%の69,169トン、取扱金額は前年比102%の18,929,514千円、単価は前年比101%の274円となった。
- 鳥卵の入荷数量は前年の92%の784トン、取扱金額は前年比102%の197,396千円、単価は前年比111%の252円となった。

【野菜】

主要な野菜の品目において、入荷数量が前年を上回ったものは、人参・白菜・茄子・トマト・きゅうり・玉葱・馬鈴薯・ほうれん草・ねぎ・レタスであり、逆に前年を下回ったものは、大根・キャベツ・里芋・ピーマンとなった。

一方、取扱金額において、前年を上回ったものは、白菜・キャベツ・レタス・茄子・きゅうり・ピーマン・玉葱・馬鈴薯・人参であり、前年を下回ったものは、大根・ほうれん草・ねぎ・トマト・里芋となった。

【果実】

主要な果実の品目において、入荷数量が前年を上回ったものは、りんご・梨・苺・バナナ・パインであり、逆に前年を下回ったものは、温州みかん・ぶどう・柿・西瓜・メロン・桃・キウイとなった。

一方、取扱金額において、前年を上回ったものは、ぶどう・苺・柿・桃・バナナ・パインであり、前年を下回ったものは、温州みかん・りんご・梨・西瓜・メロン・キウイとなった。

【鳥卵】

入荷数量は前年を下回ったが、取扱金額は前年を上回った。

市場別・部類別・月別取扱高表

上段：数量・・・t
 中段：金額・・・千円
 下段：単価・・・円/Kg

| 市場別 | 部類別 | 総計 | 月 | | | | | | | | | | | | | | | | | | | | | | | | | | | | | |
|-----|-----|----|---------|--------|--------|--------|--------|--------|----------|---------|---------|---------|---------|---------|----------|---------|---------|---------|---------|---------|---------|--------|--------|--------|--------|----------|----------|---------|---------|---------|---------|---------|
| | | | 1 | 2 | 3 | 4 | 5 | 6 | 7 | 8 | 9 | 10 | 11 | 12 | | | | | | | | | | | | | | | | | | |
| 西 | 野菜 | 総計 | 331154 | 25260 | 25989 | 27898 | 27354 | 28761 | 62692982 | 5019592 | 4522933 | 4791772 | 4820360 | 4607831 | 189 | 174 | 172 | 176 | 160 | 261202 | 20527 | 21519 | 22407 | 22490 | 23286 | 43566072 | 3556801 | 3136187 | 3200582 | 3454501 | 3166225 | |
| | | 野菜 | 167 | 173 | 146 | 143 | 154 | 136 | 69169 | 4670 | 4403 | 5416 | 4794 | 5405 | 18929514 | 1448573 | 1370185 | 1573311 | 1349770 | 1425816 | 274 | 310 | 290 | 282 | 264 | 784 | 62 | 67 | 74 | 70 | 70 | |
| | | 果実 | 252 | 228 | 249 | 241 | 229 | 226 | 285854 | 21653 | 22344 | 23948 | 23580 | 24622 | 55171655 | 4420308 | 3949216 | 4216070 | 4226110 | 4059159 | 193 | 204 | 177 | 176 | 179 | 165 | 38184057 | 3111727 | 2732058 | 2798395 | 3031122 | 2781199 |
| | | 鳥卵 | 169 | 177 | 147 | 146 | 156 | 139 | 59420 | 3996 | 3719 | 4748 | 4102 | 4592 | 16835547 | 1297666 | 1204316 | 1403893 | 1182794 | 1265816 | 598 | 47 | 52 | 57 | 52 | 53 | 152050 | 10914 | 12841 | 13783 | 12194 | 12144 |
| | | 総計 | 32472 | 2630 | 2662 | 2909 | 2704 | 2944 | 5205552 | 411395 | 401090 | 410955 | 409927 | 375471 | 160 | 156 | 141 | 152 | 128 | 25441 | 2120 | 2154 | 2404 | 2181 | 2368 | 3719789 | 299808 | 284755 | 288577 | 290096 | 261577 | |
| 東 | 野菜 | 総計 | 2315775 | 187889 | 172627 | 164747 | 184323 | 173201 | 146 | 141 | 132 | 120 | 133 | 110 | 6935 | 502 | 500 | 496 | 513 | 568 | 1462060 | 109812 | 114369 | 120228 | 117720 | 112025 | 211 | 219 | 229 | 242 | 229 | 197 |
| | | 野菜 | 181 | 193 | 176 | 158 | 172 | 145 | 9925 | 797 | 792 | 861 | 883 | 941 | 1662225 | 145266 | 119374 | 113610 | 133282 | 123449 | 167 | 182 | 151 | 132 | 151 | 131 | 2814 | 172 | 185 | 171 | 179 | 245 |
| | | 果実 | 225 | 239 | 279 | 287 | 274 | 196 | 631906 | 41095 | 51500 | 49190 | 49256 | 47975 | 225 | 239 | 279 | 287 | 274 | 196 | 90 | 7 | 7 | 8 | 8 | 8 | 21644 | 1529 | 1753 | 1947 | 1785 | 1777 |
| | | 鳥卵 | 241 | 219 | 246 | 233 | 219 | 211 | 241 | 32472 | 2630 | 2662 | 2909 | 2704 | 2944 | 5205552 | 411395 | 401090 | 410955 | 409927 | 375471 | 160 | 156 | 141 | 152 | 128 | 25441 | 2120 | 2154 | 2404 | 2181 | 2368 |
| | | 総計 | 32472 | 2630 | 2662 | 2909 | 2704 | 2944 | 5205552 | 411395 | 401090 | 410955 | 409927 | 375471 | 160 | 156 | 141 | 152 | 128 | 25441 | 2120 | 2154 | 2404 | 2181 | 2368 | 3719789 | 299808 | 284755 | 288577 | 290096 | 261577 | |
| 西 | 野菜 | 総計 | 2315775 | 187889 | 172627 | 164747 | 184323 | 173201 | 146 | 141 | 132 | 120 | 133 | 110 | 6935 | 502 | 500 | 496 | 513 | 568 | 1462060 | 109812 | 114369 | 120228 | 117720 | 112025 | 211 | 219 | 229 | 242 | 229 | 197 |
| | | 野菜 | 181 | 193 | 176 | 158 | 172 | 145 | 9925 | 797 | 792 | 861 | 883 | 941 | 1662225 | 145266 | 119374 | 113610 | 133282 | 123449 | 167 | 182 | 151 | 132 | 151 | 131 | 2814 | 172 | 185 | 171 | 179 | 245 |
| | | 果実 | 225 | 239 | 279 | 287 | 274 | 196 | 631906 | 41095 | 51500 | 49190 | 49256 | 47975 | 225 | 239 | 279 | 287 | 274 | 196 | 90 | 7 | 7 | 8 | 8 | 8 | 21644 | 1529 | 1753 | 1947 | 1785 | 1777 |
| | | 鳥卵 | 241 | 219 | 246 | 233 | 219 | 211 | 241 | 32472 | 2630 | 2662 | 2909 | 2704 | 2944 | 5205552 | 411395 | 401090 | 410955 | 409927 | 375471 | 160 | 156 | 141 | 152 | 128 | 25441 | 2120 | 2154 | 2404 | 2181 | 2368 |
| | | 総計 | 32472 | 2630 | 2662 | 2909 | 2704 | 2944 | 5205552 | 411395 | 401090 | 410955 | 409927 | 375471 | 160 | 156 | 141 | 152 | 128 | 25441 | 2120 | 2154 | 2404 | 2181 | 2368 | 3719789 | 299808 | 284755 | 288577 | 290096 | 261577 | |
| 東 | 野菜 | 総計 | 2315775 | 187889 | 172627 | 164747 | 184323 | 173201 | 146 | 141 | 132 | 120 | 133 | 110 | 6935 | 502 | 500 | 496 | 513 | 568 | 1462060 | 109812 | 114369 | 120228 | 117720 | 112025 | 211 | 219 | 229 | 242 | 229 | 197 |
| | | 野菜 | 181 | 193 | 176 | 158 | 172 | 145 | 9925 | 797 | 792 | 861 | 883 | 941 | 1662225 | 145266 | 119374 | 113610 | 133282 | 123449 | 167 | 182 | 151 | 132 | 151 | 131 | 2814 | 172 | 185 | 171 | 179 | 245 |
| | | 果実 | 225 | 239 | 279 | 287 | 274 | 196 | 631906 | 41095 | 51500 | 49190 | 49256 | 47975 | 225 | 239 | 279 | 287 | 274 | 196 | 90 | 7 | 7 | 8 | 8 | 8 | 21644 | 1529 | 1753 | 1947 | 1785 | 1777 |
| | | 鳥卵 | 241 | 219 | 246 | 233 | 219 | 211 | 241 | 32472 | 2630 | 2662 | 2909 | 2704 | 2944 | 5205552 | 411395 | 401090 | 410955 | 409927 | 375471 | 160 | 156 | 141 | 152 | 128 | 25441 | 2120 | 2154 | 2404 | 2181 | 2368 |
| | | 総計 | 32472 | 2630 | 2662 | 2909 | 2704 | 2944 | 5205552 | 411395 | 401090 | 410955 | 409927 | 375471 | 160 | 156 | 141 | 152 | 128 | 25441 | 2120 | 2154 | 2404 | 2181 | 2368 | 3719789 | 299808 | 284755 | 288577 | 290096 | 261577 | |

主要品目の取扱数量の推移

| 品目 | 35年 | | 40年 | | 45年 | | 50年 | | 55年 | | 60年 | | 7年 | | 12年 | | 17年 | | 22年 | | 23年 | | 24年 | | 25年 | | | |
|-----------------------------------------------------------------------------------------|--------|-----|--------|-----|--------|-----|---------|-----|---------|-------|---------|-----|---------|-----|---------|-------|---------|-------|---------|-------|---------|-------|---------|-------|---------|-------|---------|-------|
| | 数量 | 単価 | 数量 | 単価 | 数量 | 単価 | 数量 | 単価 | 数量 | 単価 | 数量 | 単価 | 数量 | 単価 | 数量 | 単価 | 数量 | 単価 | 数量 | 単価 | 数量 | 単価 | 数量 | 単価 | 数量 | 単価 | 数量 | 単価 |
| 野菜 総計 | 59,843 | 19 | 71,436 | 32 | 79,116 | 66 | 111,290 | 114 | 128,740 | 172 | 156,726 | 160 | 179,825 | 204 | 184,873 | 199 | 200,430 | 167 | 206,576 | 165 | 227,969 | 183 | 232,156 | 172 | 245,752 | 169 | 261,202 | 167 |
| だいこん | 5,350 | 7 | 5,975 | 12 | 6,875 | 24 | 8,462 | 49 | 10,567 | 80 | 15,216 | 58 | 16,661 | 72 | 18,212 | 68 | 18,269 | 57 | 17,898 | 55 | 17,664 | 66 | 17,651 | 63 | 18,842 | 65 | 18,347 | 65 |
| にんじん | 1,980 | 19 | 2,453 | 30 | 3,232 | 48 | 4,525 | 108 | 6,322 | 119 | 8,001 | 89 | 9,254 | 162 | 9,565 | 152 | 9,602 | 110 | 9,907 | 117 | 11,688 | 128 | 12,298 | 119 | 12,359 | 111 | 12,597 | 121 |
| はくさい | 5,909 | 8 | 8,792 | 12 | 8,911 | 28 | 11,978 | 35 | 11,737 | 84 | 13,489 | 57 | 14,514 | 77 | 17,097 | 81 | 23,253 | 60 | 23,199 | 55 | 35,478 | 57 | 36,456 | 57 | 39,061 | 55 | 40,731 | 59 |
| レタス | | | 418 | 45 | 1,415 | 73 | 3,286 | 122 | 4,555 | 174 | 4,964 | 197 | 9,839 | 193 | 10,276 | 166 | 11,044 | 154 | 12,474 | 120 | 11,286 | 144 | 12,196 | 122 | 11,835 | 139 | 12,785 | 146 |
| キャベツ (注1) | 5,402 | 14 | 8,140 | 18 | 10,203 | 46 | 15,004 | 44 | 17,626 | 120 | 20,878 | 78 | 23,564 | 91 | 24,796 | 84 | 25,456 | 65 | 26,823 | 79 | 30,755 | 92 | 29,864 | 79 | 32,577 | 73 | 32,148 | 90 |
| なす | 2,257 | 22 | 1,965 | 41 | 2,174 | 78 | 3,835 | 144 | 5,158 | 229 | 3,522 | 243 | 4,261 | 271 | 3,952 | 265 | 4,255 | 214 | 4,627 | 218 | 4,421 | 296 | 4,736 | 283 | 4,778 | 280 | 4,943 | 270 |
| トマト (注2) | 2,899 | 29 | 2,843 | 52 | 3,437 | 89 | 4,827 | 167 | 5,568 | 205 | 6,604 | 235 | 7,101 | 286 | 8,377 | 327 | 9,972 | 272 | 9,712 | 303 | 8,163 | 367 | 7,207 | 308 | 9,472 | 409 | 10,533 | 366 |
| きゅうり | 4,357 | 26 | 4,077 | 51 | 4,737 | 89 | 6,786 | 141 | 7,073 | 216 | 8,290 | 220 | 8,928 | 283 | 8,876 | 243 | 8,851 | 235 | 7,747 | 211 | 7,763 | 267 | 7,628 | 266 | 8,203 | 258 | 8,654 | 251 |
| ピーマン (注3) | 294 | 32 | 470 | 97 | 1,318 | 119 | 2,383 | 168 | 2,316 | 301 | 2,315 | 307 | 2,213 | 361 | 2,151 | 298 | 2,368 | 291 | 2,477 | 351 | 2,156 | 450 | 2,589 | 399 | 2,921 | 397 | 2,824 | 430 |
| さといも | 1,342 | 27 | 1,450 | 59 | 1,919 | 71 | 2,095 | 156 | 3,670 | 83 | 3,239 | 172 | 2,659 | 298 | 2,555 | 219 | 1,872 | 159 | 1,944 | 156 | 1,366 | 187 | 1,254 | 218 | 1,416 | 175 | 1,181 | 194 |
| たまねぎ | 3,946 | 17 | 6,815 | 34 | 7,695 | 57 | 10,407 | 57 | 13,334 | 95 | 16,096 | 56 | 17,647 | 100 | 17,246 | 112 | 20,553 | 74 | 23,852 | 89 | 26,985 | 110 | 27,938 | 91 | 32,077 | 90 | 36,504 | 88 |
| ばれいしょ (注4) | 4,954 | 17 | 5,700 | 25 | 5,788 | 61 | 8,281 | 76 | 10,957 | 123 | 13,102 | 90 | 13,278 | 119 | 12,726 | 139 | 13,178 | 124 | 13,900 | 128 | 12,792 | 169 | 13,081 | 158 | 14,104 | 111 | 13,970 | 117 |
| (注1)キャベツにはグリーンボール・レッドキャベツを含む。(注2)トマトには、ペタトマトを含む。(注3)ピーマンには、パブリカを含む。(注4)ばれいしょにはメークインを含む。 | | | | | | | | | | | | | | | | | | | | | | | | | | | | |
| 果実 総計 | 24,354 | 43 | 36,649 | 67 | 45,434 | 99 | 60,678 | 166 | 72,471 | 215 | 80,346 | 264 | 89,120 | 274 | 91,323 | 255 | 83,591 | 237 | 76,069 | 237 | 61,686 | 267 | 63,217 | 268 | 68,192 | 271 | 69,169 | 274 |
| 温州みかん | 4,353 | 50 | 8,735 | 70 | 11,984 | 91 | 19,043 | 89 | 17,468 | 110 | 12,618 | 169 | 11,128 | 212 | 10,472 | 205 | 9,617 | 161 | 9,354 | 168 | 7,436 | 205 | 7,490 | 210 | 7,947 | 206 | 7,561 | 199 |
| 八朔 | 69 | 65 | 418 | 78 | 807 | 114 | 1,767 | 126 | 2,434 | 116 | 1,805 | 188 | 1,133 | 130 | 1,167 | 208 | 722 | 103 | 627 | 146 | 395 | 101 | 257 | 187 | 321 | 155 | 272 | 129 |
| ふじ | | | | | | | 596 | 299 | 1,567 | 348 | 2,856 | 362 | 3,811 | 288 | 3,838 | 300 | 3,293 | 274 | 2,915 | 274 | 3,280 | 256 | 3,665 | 261 | 3,026 | 348 | 3,889 | 257 |
| デラウェア | 108 | 55 | 114 | 154 | 203 | 279 | 583 | 580 | 580 | 711 | 691 | 606 | 607 | 783 | 543 | 907 | 347 | 873 | 307 | 785 | 271 | 934 | 227 | 1,003 | 247 | 929 | 248 | 963 |
| 巨峰 | | | | | 155 | 339 | 516 | 583 | 555 | 663 | 621 | 738 | 831 | 862 | 1,075 | 777 | 919 | 744 | 1,048 | 661 | 674 | 833 | 587 | 834 | 718 | 768 | 663 | 818 |
| 二十世紀 | 1,411 | 48 | 2,209 | 64 | 2,705 | 107 | 3,193 | 207 | 2,869 | 194 | 1,983 | 258 | 1,283 | 299 | 552 | 316 | 404 | 267 | 326 | 230 | 173 | 370 | 219 | 269 | 160 | 317 | 146 | 303 |
| 富有柿 | 1,173 | 40 | 1,477 | 66 | 1,155 | 95 | 1,219 | 167 | 1,072 | 257 | 1,046 | 233 | 948 | 214 | 1,498 | 291 | 1,905 | 173 | 1,535 | 133 | 1,429 | 305 | 1,238 | 285 | 1,661 | 193 | 1,560 | 231 |
| 西瓜 | 6,249 | 14 | 5,494 | 24 | 7,708 | 31 | 9,162 | 73 | 5,975 | 100 | 6,569 | 120 | 7,672 | 155 | 8,045 | 148 | 7,511 | 120 | 5,616 | 121 | 4,752 | 146 | 4,665 | 135 | 5,402 | 128 | 5,093 | 135 |
| 温室メロン | 48 | 218 | 98 | 340 | 261 | 585 | 398 | 947 | 678 | 1,168 | 1,108 | 960 | 2,079 | 754 | 1,870 | 726 | 1,581 | 625 | 1,098 | 592 | 645 | 634 | 623 | 625 | 602 | 633 | 586 | 652 |
| 桃 | 525 | 62 | 723 | 93 | 1,294 | 123 | 1,628 | 230 | 1,662 | 280 | 1,753 | 332 | 1,398 | 438 | 1,335 | 528 | 1,401 | 435 | 1,238 | 390 | 948 | 525 | 1,079 | 425 | 1,181 | 476 | 1,135 | 497 |
| いちご | 254 | 150 | 757 | 192 | 1,135 | 251 | 1,407 | 604 | 3,163 | 707 | 2,862 | 807 | 3,355 | 991 | 2,964 | 1,055 | 3,542 | 1,062 | 3,156 | 1,128 | 2,826 | 1,041 | 2,732 | 1,026 | 2,551 | 1,229 | 2,793 | 1,138 |
| バナナ | 262 | 206 | 1,563 | 163 | 4,641 | 113 | 4,647 | 121 | 12,826 | 124 | 17,714 | 160 | 18,936 | 124 | 21,325 | 80 | 21,776 | 85 | 21,380 | 89 | 17,620 | 103 | 17,264 | 109 | 17,045 | 105 | 17,382 | 129 |

野菜の品目別取扱高／前年対比表

| 品名 | 25年実績 | | | 24年実績 | | | 増減 | | 前年比(%) | | |
|---------|----------------|----------------|----------|----------------|----------------|----------|--------------|--------------|--------|-----|-----|
| | 数量 kg | 金額 | 平均@ | 数量 kg | 金額 | 平均@ | 数量 kg | 金額 | 数量 | 金額 | @ |
| 大根 | 18,347,093.04 | 1,196,063,301 | 65.19 | 18,841,636.60 | 1,222,362,143 | 64.88 | -494,543.56 | -26,298,842 | 97 | 98 | 100 |
| かぶ | 780,343.77 | 65,553,565 | 84.01 | 765,936.29 | 67,364,385 | 87.95 | 14,407.48 | -1,810,820 | 102 | 97 | 96 |
| 人参 | 12,596,657.99 | 1,519,822,001 | 120.65 | 12,359,223.65 | 1,377,344,330 | 111.44 | 237,434.34 | 142,477,671 | 102 | 110 | 108 |
| ごぼう | 2,477,749.42 | 451,379,207 | 182.17 | 2,249,054.99 | 497,482,270 | 221.20 | 228,694.43 | -46,103,063 | 110 | 91 | 82 |
| れんこん | 1,295,332.04 | 471,919,196 | 364.32 | 1,296,059.75 | 506,701,303 | 390.96 | -727.71 | -34,782,107 | 100 | 93 | 93 |
| たけのこ | 140,441.95 | 52,241,251 | 371.98 | 129,303.60 | 49,276,036 | 381.09 | 11,138.35 | 2,965,215 | 109 | 106 | 98 |
| ゆで筍 | 48,608.74 | 34,132,492 | 702.19 | 86,977.76 | 39,745,979 | 456.97 | -38,369.02 | -5,613,487 | 56 | 86 | 154 |
| その他根菜類 | 770,495.27 | 67,382,940 | 87.45 | 724,096.90 | 63,734,107 | 88.02 | 46,398.37 | 3,648,833 | 106 | 106 | 99 |
| 根菜類計 | 36,456,722.22 | 3,858,493,953 | 105.84 | 36,452,289.54 | 3,824,010,553 | 104.90 | 4,432.68 | 34,483,400 | 100 | 101 | 101 |
| 白菜 | 40,730,795.00 | 2,387,922,265 | 58.63 | 39,061,013.40 | 2,137,487,799 | 54.72 | 1,669,781.60 | 250,434,466 | 104 | 112 | 107 |
| キャベツ | 30,369,041.90 | 2,720,364,609 | 89.58 | 30,910,090.20 | 2,256,633,406 | 73.01 | -541,048.30 | 463,731,203 | 98 | 121 | 123 |
| グリーンボール | 1,779,275.00 | 178,862,361 | 100.53 | 1,667,463.50 | 135,291,592 | 81.14 | 111,811.50 | 43,570,769 | 107 | 132 | 124 |
| キャベツ計 | 32,148,316.90 | 2,899,226,970 | 90.18 | 32,577,553.70 | 2,391,924,998 | 73.42 | -429,236.80 | 507,301,972 | 99 | 121 | 123 |
| 春菊 | 565,512.70 | 285,270,980 | 504.45 | 577,258.40 | 294,238,953 | 509.72 | -11,745.70 | -8,967,973 | 98 | 97 | 99 |
| ほうれん草 | 1,354,180.07 | 665,171,922 | 491.20 | 1,334,526.43 | 672,343,933 | 503.81 | 19,653.64 | -7,172,011 | 101 | 99 | 98 |
| 青葱 | 1,264,650.63 | 884,036,402 | 699.04 | 1,304,644.65 | 896,807,987 | 687.40 | -39,994.02 | -12,771,585 | 97 | 99 | 102 |
| 分葱 | 9,086.05 | 6,518,953 | 717.47 | 29,176.15 | 20,185,465 | 691.85 | -20,090.10 | -13,666,512 | 31 | 32 | 104 |
| 白葱 | 2,964,936.62 | 893,712,876 | 301.43 | 2,757,601.15 | 901,022,673 | 326.74 | 207,335.47 | -7,309,797 | 108 | 99 | 92 |
| ふき | 89,175.20 | 20,196,032 | 226.48 | 102,961.00 | 25,251,659 | 245.25 | -13,785.80 | -5,055,627 | 87 | 80 | 92 |
| つわわ | 51,634.32 | 27,802,962 | 538.46 | 47,716.90 | 27,550,334 | 577.37 | 3,917.42 | 252,628 | 108 | 101 | 93 |
| みつば | 172,551.05 | 97,115,791 | 562.82 | 184,600.25 | 98,809,999 | 535.26 | -12,049.20 | -1,694,208 | 93 | 98 | 105 |
| にら | 1,555,270.25 | 690,961,118 | 444.27 | 1,526,933.90 | 718,586,629 | 470.61 | 28,336.35 | -27,625,511 | 102 | 96 | 94 |
| かつお菜 | 115,000.86 | 31,452,979 | 273.50 | 128,584.40 | 38,783,254 | 301.62 | -13,583.54 | -7,330,275 | 89 | 81 | 91 |
| 水菜 | 788,676.45 | 332,871,912 | 422.06 | 777,439.55 | 342,000,111 | 439.91 | 11,236.90 | -9,128,199 | 101 | 97 | 96 |
| 小松菜 | 1,028,383.34 | 325,931,915 | 316.94 | 932,563.55 | 289,867,472 | 310.83 | 95,819.79 | 36,064,443 | 110 | 112 | 102 |
| その他菜類 | 82,594.20 | 18,518,215 | 224.21 | 84,352.63 | 20,953,020 | 248.40 | -1,758.43 | -2,434,805 | 98 | 88 | 90 |
| レタス | 12,784,860.60 | 1,866,500,809 | 145.99 | 11,834,626.60 | 1,641,654,641 | 138.72 | 950,234.00 | 224,846,168 | 108 | 114 | 105 |
| サニーレタス | 941,297.10 | 271,150,361 | 288.06 | 927,358.93 | 254,336,447 | 274.26 | 13,938.17 | 16,813,914 | 102 | 107 | 105 |
| グリーンリーフ | 790,311.10 | 228,703,478 | 289.38 | 743,876.95 | 199,033,109 | 267.56 | 46,434.15 | 29,670,369 | 106 | 115 | 108 |
| セルリー | 739,709.60 | 177,395,132 | 239.82 | 742,718.48 | 192,617,852 | 259.34 | -3,008.88 | -15,222,720 | 100 | 92 | 92 |
| カリフラワー | 331,444.35 | 52,420,116 | 158.16 | 348,420.30 | 57,032,158 | 163.69 | -16,975.95 | -4,612,042 | 95 | 92 | 97 |
| ブロッコリー | 2,237,412.76 | 711,328,233 | 317.92 | 2,034,199.65 | 664,375,924 | 326.60 | 203,213.11 | 46,952,309 | 110 | 107 | 97 |
| アスパラ | 625,437.56 | 659,058,188 | 1,053.76 | 607,180.47 | 608,084,200 | 1,001.49 | 18,257.09 | 50,973,988 | 103 | 108 | 105 |
| パセリ | 101,420.04 | 123,470,707 | 1,217.42 | 108,479.56 | 159,545,078 | 1,470.74 | -7,059.52 | -36,074,371 | 93 | 77 | 83 |
| チンゲンサイ | 365,732.92 | 116,824,294 | 319.43 | 377,872.80 | 120,418,523 | 318.67 | -12,139.88 | -3,594,229 | 97 | 97 | 100 |
| 中国野菜 | 32,950.05 | 23,262,210 | 705.98 | 33,674.75 | 20,403,520 | 605.90 | -724.70 | 2,858,690 | 98 | 114 | 117 |
| サラダ菜 | 100,702.70 | 64,849,766 | 643.97 | 94,224.00 | 64,759,198 | 687.29 | 6,478.70 | 90,568 | 107 | 100 | 94 |
| その他葉菜類 | 2,393,224.35 | 1,276,162,613 | 533.24 | 2,645,629.74 | 1,396,256,994 | 527.76 | -252,405.39 | -120,094,381 | 90 | 91 | 101 |
| 葉菜類計 | 104,365,266.77 | 15,137,837,199 | 145.05 | 101,925,188.29 | 14,254,331,930 | 139.85 | 2,440,078.48 | 883,505,269 | 102 | 106 | 104 |
| 茄子 | 4,942,612.74 | 1,336,536,487 | 270.41 | 4,778,336.35 | 1,340,102,544 | 280.45 | 164,276.39 | -3,566,057 | 103 | 100 | 96 |
| トマト | 8,672,962.74 | 2,750,068,761 | 317.09 | 7,863,188.45 | 2,805,567,585 | 356.80 | 809,774.29 | -55,498,824 | 110 | 98 | 89 |
| きゅうり | 8,653,520.20 | 2,173,582,212 | 251.18 | 8,203,360.40 | 2,114,506,528 | 257.76 | 450,159.80 | 59,075,684 | 105 | 103 | 97 |
| 南瓜 | 6,319,065.00 | 782,966,129 | 123.91 | 7,109,803.00 | 767,147,325 | 107.90 | -790,738.00 | 15,818,804 | 89 | 102 | 115 |
| 白瓜 | 132,035.00 | 9,398,396 | 71.18 | 99,396.00 | 10,059,890 | 101.21 | 32,639.00 | -661,494 | 133 | 93 | 70 |
| ピーマン | 2,327,764.67 | 901,401,326 | 387.24 | 2,419,775.12 | 878,626,368 | 363.10 | -92,010.45 | 22,774,958 | 96 | 103 | 107 |
| パプリカ | 496,317.10 | 312,436,748 | 629.51 | 501,228.07 | 279,808,443 | 558.25 | -4,910.97 | 32,628,305 | 99 | 112 | 113 |
| ししとう | 128,492.61 | 144,325,734 | 1,123.22 | 129,098.60 | 147,404,174 | 1,141.80 | -605.99 | -3,078,440 | 100 | 98 | 98 |
| オクラ | 514,986.12 | 313,462,772 | 608.68 | 498,181.78 | 299,724,117 | 601.64 | 16,804.34 | 13,738,655 | 103 | 105 | 101 |
| どうもろこし | 959,450.70 | 194,154,206 | 202.36 | 1,029,870.99 | 207,888,336 | 201.86 | -70,420.29 | -13,734,130 | 93 | 93 | 100 |
| 米ナス | 130,904.10 | 39,975,666 | 305.38 | 131,787.32 | 39,944,313 | 303.10 | -883.22 | 31,353 | 99 | 100 | 101 |
| ミニトマト | 1,860,317.56 | 1,105,025,162 | 594.00 | 1,609,103.82 | 1,066,156,204 | 662.58 | 251,213.74 | 38,868,958 | 116 | 104 | 90 |
| ゴーヤ | 435,908.31 | 112,850,890 | 258.89 | 408,990.31 | 99,182,420 | 242.51 | 26,918.00 | 13,668,470 | 107 | 114 | 107 |
| その他果菜類 | 438,713.27 | 152,991,661 | 348.73 | 483,974.51 | 148,718,342 | 307.29 | -45,261.24 | 4,273,319 | 91 | 103 | 113 |
| 果菜類計 | 36,013,050.12 | 10,329,176,150 | 286.82 | 35,266,094.72 | 10,204,836,589 | 289.37 | 746,955.40 | 124,339,561 | 102 | 101 | 99 |

野菜の品目別取扱高 / 前年対比表

| 品名 | 25 年 実 績 | | | 24 年 実 績 | | | 増 減 | | 前年比(%) | | |
|----------|----------------|----------------|----------|----------------|----------------|----------|---------------|---------------|--------|-----|-----|
| | 数量 kg | 金額 | 平均@ | 数量 kg | 金額 | 平均@ | 数量 kg | 金額 | 数量 | 金額 | @ |
| いんげん | 210,406.64 | 165,426,367 | 786.22 | 252,587.29 | 177,882,560 | 704.24 | -42,180.65 | -12,456,193 | 83 | 93 | 112 |
| きぬさや | 44,859.17 | 54,362,834 | 1,211.86 | 42,442.55 | 55,811,821 | 1,315.00 | 2,416.62 | -1,448,987 | 106 | 97 | 92 |
| スナックえんどう | 111,600.64 | 86,020,104 | 770.79 | 96,201.49 | 78,101,543 | 811.85 | 15,399.15 | 7,918,561 | 116 | 110 | 95 |
| 実えんどう | 136,327.40 | 73,882,518 | 541.95 | 87,184.95 | 66,565,456 | 763.50 | 49,142.45 | 7,317,062 | 156 | 111 | 71 |
| そら豆 | 121,744.42 | 46,773,343 | 384.19 | 95,709.90 | 46,037,135 | 481.01 | 26,034.52 | 736,208 | 127 | 102 | 80 |
| 枝豆 | 75,303.70 | 41,831,700 | 555.51 | 88,521.32 | 43,815,626 | 494.97 | -13,217.62 | -1,983,926 | 85 | 95 | 112 |
| その他豆類 | 13,698.19 | 5,757,644 | 420.32 | 13,747.36 | 5,381,036 | 391.42 | -49.17 | 376,608 | 100 | 107 | 107 |
| 豆類計 | 713,940.16 | 474,054,510 | 664.00 | 676,394.86 | 473,595,177 | 700.18 | 37,545.30 | 459,333 | 106 | 100 | 95 |
| 里芋 | 1,180,625.80 | 228,999,888 | 193.96 | 1,416,055.00 | 247,402,532 | 174.71 | -235,429.20 | -18,402,644 | 83 | 93 | 111 |
| 玉葱 | 36,503,949.60 | 3,196,431,174 | 87.56 | 32,077,298.04 | 2,882,811,679 | 89.87 | 4,426,651.56 | 313,619,495 | 114 | 111 | 97 |
| 甘藷 | 3,690,034.90 | 627,901,836 | 170.16 | 3,170,065.00 | 625,378,571 | 197.28 | 519,969.90 | 2,523,265 | 116 | 100 | 86 |
| 馬鈴薯 | 5,746,253.60 | 648,615,249 | 112.88 | 5,314,186.45 | 560,591,674 | 105.49 | 432,067.15 | 88,023,575 | 108 | 116 | 107 |
| メイクイン | 8,224,040.20 | 986,494,685 | 119.95 | 8,789,850.70 | 1,004,426,041 | 114.27 | -565,810.50 | -17,931,356 | 94 | 98 | 105 |
| 馬鈴薯計 | 13,970,293.80 | 1,635,109,934 | 117.04 | 14,104,037.15 | 1,565,017,715 | 110.96 | -133,743.35 | 70,092,219 | 99 | 104 | 105 |
| 長芋 | 3,801,294.80 | 1,271,221,593 | 334.42 | 3,342,480.35 | 1,287,418,201 | 385.17 | 458,814.45 | -16,196,608 | 114 | 99 | 87 |
| 山の芋 | 55,042.85 | 38,876,429 | 706.29 | 58,279.30 | 41,209,978 | 707.11 | -3,236.45 | -2,333,549 | 94 | 94 | 100 |
| らっきょう | 229,341.15 | 59,783,380 | 260.67 | 227,056.54 | 81,758,923 | 360.08 | 2,284.61 | -21,975,543 | 101 | 73 | 72 |
| にんにく | 242,973.50 | 136,452,530 | 561.59 | 275,119.96 | 124,044,327 | 450.87 | -32,146.46 | 12,408,203 | 88 | 110 | 125 |
| 生姜 | 669,265.55 | 285,050,739 | 425.92 | 705,374.00 | 289,341,111 | 410.20 | -36,108.45 | -4,290,372 | 95 | 99 | 104 |
| その他土物類 | 285,555.03 | 96,597,797 | 338.28 | 258,002.47 | 95,338,123 | 369.52 | 27,552.56 | 1,259,674 | 111 | 101 | 92 |
| 土物類計 | 60,628,376.98 | 7,576,425,300 | 124.97 | 55,633,767.81 | 7,239,721,160 | 130.13 | 4,994,609.17 | 336,704,140 | 109 | 105 | 96 |
| 松茸 | 16,831.94 | 132,149,630 | 7,851.12 | 21,442.63 | 132,452,951 | 6,177.09 | -4,610.69 | -303,321 | 79 | 100 | 127 |
| 生椎茸 | 1,003,981.87 | 785,266,300 | 782.15 | 1,053,814.32 | 801,450,087 | 760.52 | -49,832.45 | -16,183,787 | 95 | 98 | 103 |
| えのき | 2,899,123.36 | 801,300,747 | 276.39 | 2,916,543.30 | 788,612,354 | 270.39 | -17,419.94 | 12,688,393 | 99 | 102 | 102 |
| しめじ | 1,443,034.74 | 594,794,470 | 412.18 | 1,626,976.82 | 620,694,347 | 381.50 | -183,942.08 | -25,899,877 | 89 | 96 | 108 |
| なめこ | 281,192.56 | 104,171,926 | 370.46 | 287,045.45 | 110,060,432 | 383.43 | -5,852.89 | -5,888,506 | 98 | 95 | 97 |
| マッシュルーム | 60,143.06 | 74,816,660 | 1,243.98 | 62,437.21 | 70,399,533 | 1,127.53 | -2,294.15 | 4,417,127 | 96 | 106 | 110 |
| まい茸 | 172,078.90 | 112,818,583 | 655.62 | 173,605.82 | 113,508,175 | 653.83 | -1,526.92 | -689,592 | 99 | 99 | 100 |
| エリンギ | 446,552.50 | 218,116,009 | 488.44 | 456,447.70 | 195,332,742 | 427.94 | -9,895.20 | 22,783,267 | 98 | 112 | 114 |
| その他茸類 | 12,986.78 | 6,521,029 | 502.13 | 7,417.44 | 5,559,970 | 749.58 | 5,569.34 | 961,059 | 175 | 117 | 67 |
| 茸類計 | 6,335,925.71 | 2,829,955,354 | 446.65 | 6,605,730.69 | 2,838,070,591 | 429.64 | -269,804.98 | -8,115,237 | 96 | 100 | 104 |
| 貝われ | 355,447.98 | 102,002,431 | 286.97 | 307,580.33 | 88,691,319 | 288.35 | 47,867.65 | 13,311,112 | 116 | 115 | 100 |
| 大葉 | 148,968.21 | 416,515,438 | 2,796.00 | 153,942.73 | 396,406,826 | 2,575.03 | -4,974.52 | 20,108,612 | 97 | 105 | 109 |
| みょうが | 136,595.30 | 231,289,403 | 1,693.25 | 145,549.35 | 224,840,875 | 1,544.77 | -8,954.05 | 6,448,528 | 94 | 103 | 110 |
| 菜の花 | 82,947.95 | 70,411,942 | 848.87 | 85,507.96 | 75,203,497 | 879.49 | -2,560.01 | -4,791,555 | 97 | 94 | 97 |
| ハーブ類 | 28,070.02 | 41,574,533 | 1,481.10 | 30,271.51 | 41,283,707 | 1,363.78 | -2,201.49 | 290,826 | 93 | 101 | 109 |
| その他香辛類 | 110,055.89 | 130,715,333 | 1,187.72 | 95,966.46 | 116,574,476 | 1,214.74 | 14,089.43 | 14,140,857 | 115 | 112 | 98 |
| 大梅 | 280,128.80 | 62,327,773 | 222.50 | 221,812.00 | 91,064,490 | 410.55 | 58,316.80 | -28,736,717 | 126 | 68 | 54 |
| 小梅 | 37,572.90 | 10,356,467 | 275.64 | 22,094.00 | 10,940,356 | 495.17 | 15,478.90 | -583,889 | 170 | 95 | 56 |
| カボス | 112,131.00 | 30,012,855 | 267.66 | 111,101.30 | 31,687,241 | 285.21 | 1,029.70 | -1,674,386 | 101 | 95 | 94 |
| ゆず | 99,467.90 | 25,802,855 | 259.41 | 84,691.37 | 30,992,946 | 365.95 | 14,776.53 | -5,190,091 | 117 | 83 | 71 |
| その他ゆず | 50,072.06 | 13,542,925 | 270.47 | 47,446.42 | 13,154,461 | 277.25 | 2,625.64 | 388,464 | 106 | 103 | 98 |
| もやし | 1,825,781.50 | 260,976,703 | 142.94 | 1,870,582.85 | 265,050,661 | 141.69 | -44,801.35 | -4,073,958 | 98 | 98 | 101 |
| 加工用筍 | 580,684.50 | 57,244,943 | 98.58 | 622,075.00 | 67,637,309 | 108.73 | -41,390.50 | -10,392,366 | 93 | 85 | 91 |
| 野菜加工品 | 8,764,434.14 | 894,984,443 | 102.12 | 1,650,551.94 | 334,578,588 | 202.71 | 7,113,882.20 | 560,405,855 | 531 | 268 | 50 |
| その他の野菜 | 627,675.89 | 190,716,309 | 303.85 | 597,295.49 | 209,476,667 | 350.71 | 30,380.40 | -18,760,358 | 105 | 91 | 87 |
| その他山菜 | 37,401.67 | 47,145,131 | 1,260.51 | 37,063.94 | 47,227,631 | 1,274.22 | 337.73 | -82,500 | 101 | 100 | 99 |
| その他妻物 | 315,140.87 | 376,469,030 | 1,194.61 | 229,811.46 | 365,710,478 | 1,591.35 | 85,329.41 | 10,758,552 | 137 | 103 | 75 |
| 庭先野菜 | 3,051,758.25 | 380,304,196 | 124.62 | 2,825,697.25 | 353,651,600 | 125.16 | 226,061.00 | 26,652,596 | 108 | 108 | 100 |
| その他 | 44,160.80 | 17,736,490 | 401.63 | 53,629.70 | 18,830,019 | 351.11 | -9,468.90 | -1,093,529 | 82 | 94 | 114 |
| 国内野菜 | 242,269,559.12 | 41,000,218,046 | 169.23 | 232,467,728.19 | 39,593,197,684 | 170.32 | 9,801,830.93 | 1,407,020,362 | 104 | 104 | 99 |
| 野菜計 | 261,201,777.59 | 43,566,071,666 | 166.79 | 245,752,136.97 | 41,617,569,147 | 169.35 | 15,449,640.62 | 1,948,502,519 | 106 | 105 | 98 |
| 鶏卵 | 783,859.84 | 197,396,483 | 251.83 | 855,153.03 | 194,109,356 | 226.99 | -71,293.19 | 3,287,127 | 92 | 102 | 111 |
| 卵計 | 783,859.84 | 197,396,483 | 251.83 | 855,153.03 | 194,109,356 | 226.99 | -71,293.19 | 3,287,127 | 92 | 102 | 111 |

野菜の産地別取扱高(上位10位)

1 全国

(トン,千円,%)

| 順位 | 県名 | 数 量 | | | | | 金 額 | | | | |
|----|-------|---------|--------|---------|--------|--------|------------|--------|------------|--------|--------|
| | | 25年 | | 24年 | | 前年比 | 25年 | | 24年 | | 前年比 |
| | | 比率 | 比率 | 比率 | 比率 | | | | | | |
| | 総 計 | 261,202 | 100.0% | 245,752 | 100.0% | 106.3% | 43,566,072 | 100.0% | 41,617,569 | 100.0% | 104.7% |
| 1 | 福 岡 | 39,920 | 15.3% | 39,973 | 16.3% | 99.9% | 9,080,818 | 20.8% | 9,605,455 | 23.1% | 94.5% |
| 2 | 北 海 道 | 37,111 | 14.2% | 36,565 | 14.9% | 101.5% | 4,870,008 | 11.2% | 4,201,441 | 10.1% | 115.9% |
| 3 | 熊 本 | 33,130 | 12.7% | 29,945 | 12.2% | 110.6% | 4,803,408 | 11.0% | 4,279,999 | 10.3% | 112.2% |
| 4 | 長 崎 | 25,054 | 9.6% | 22,399 | 9.1% | 111.9% | 4,075,895 | 9.4% | 3,884,308 | 9.3% | 104.9% |
| 5 | 長 野 | 22,078 | 8.5% | 21,160 | 8.6% | 104.3% | 2,778,331 | 6.4% | 2,280,539 | 5.5% | 121.8% |
| 6 | 佐 賀 | 21,462 | 8.2% | 17,421 | 7.1% | 123.2% | 3,879,637 | 8.9% | 3,800,968 | 9.1% | 102.1% |
| 7 | 大 分 | 17,450 | 6.7% | 17,868 | 7.3% | 97.7% | 3,516,542 | 8.1% | 3,486,931 | 8.4% | 100.8% |
| 8 | 鹿 児 島 | 16,574 | 6.3% | 16,375 | 6.7% | 101.2% | 2,344,926 | 5.4% | 2,548,389 | 6.1% | 92.0% |
| 9 | 宮 崎 | 13,940 | 5.3% | 12,688 | 5.2% | 109.9% | 2,152,171 | 4.9% | 2,149,201 | 5.2% | 100.1% |
| 10 | 群 馬 | 7,003 | 2.7% | 8,124 | 3.3% | 86.2% | 791,295 | 1.8% | 566,675 | 1.4% | 139.6% |
| | その他国内 | 8,548 | 3.3% | 9,950 | 3.9% | 85.9% | 2,707,187 | 6.2% | 2,789,292 | 6.6% | 97.1% |
| | 国 外 | 18,932 | 7.2% | 13,284 | 5.4% | 142.5% | 2,565,854 | 5.9% | 2,024,371 | 4.9% | 126.7% |

2 県内

(トン,千円,%)

| 順位 | 地区名 | 数 量 | | | | | 金 額 | | | | |
|----|-------|--------|--------|--------|--------|--------|-----------|--------|-----------|--------|--------|
| | | 25年 | | 24年 | | 前年比 | 25年 | | 24年 | | 前年比 |
| | | 比率 | 比率 | 比率 | 比率 | | | | | | |
| | 総 計 | 39,920 | 100.0% | 39,973 | 100.0% | 99.9% | 9,080,818 | 100.0% | 9,605,455 | 100.0% | 94.5% |
| 1 | 福 岡 市 | 8,636 | 21.6% | 9,109 | 22.8% | 94.8% | 1,269,381 | 14.0% | 1,452,131 | 15.1% | 87.4% |
| 2 | 糸 島 市 | 6,801 | 17.0% | 6,305 | 15.8% | 107.9% | 1,445,768 | 15.9% | 1,442,226 | 15.0% | 100.2% |
| 3 | 三井地区 | 4,637 | 11.6% | 4,890 | 12.2% | 94.8% | 1,235,336 | 13.6% | 1,367,778 | 14.2% | 90.3% |
| 4 | みやま市 | 2,990 | 7.5% | 2,724 | 6.8% | 109.8% | 755,002 | 8.3% | 711,181 | 7.4% | 106.2% |
| 5 | 三潞地区 | 2,574 | 6.4% | 2,789 | 7.0% | 92.3% | 857,924 | 9.4% | 945,548 | 9.8% | 90.7% |
| 6 | 朝 倉 郡 | 2,494 | 6.2% | 2,339 | 5.9% | 106.6% | 565,857 | 6.2% | 662,004 | 6.9% | 85.5% |
| 7 | 甘木地区 | 1,995 | 5.0% | 1,659 | 4.2% | 120.3% | 516,952 | 5.7% | 398,576 | 4.1% | 129.7% |
| 8 | 久留米市 | 1,666 | 4.2% | 1,672 | 4.2% | 99.6% | 284,498 | 3.1% | 280,795 | 2.9% | 101.3% |
| 9 | 北九州市 | 1,216 | 3.0% | 1,392 | 3.5% | 87.4% | 146,858 | 1.6% | 222,932 | 2.3% | 65.9% |
| 10 | 宗像地区 | 1,184 | 3.0% | 1,277 | 3.2% | 92.7% | 127,538 | 1.4% | 165,416 | 1.7% | 77.1% |
| | その他県内 | 5,727 | 14.5% | 5,817 | 14.4% | 98.5% | 1,875,704 | 20.8% | 1,956,868 | 20.6% | 95.9% |

(注) 地区名と行政区分との関係については、品目別・産地別取扱高表(県内)を参照。

野菜の品目別取扱高(上位10位)

1 全国

(トン,千円,%)

| 順位 | 品目名 | 数 量 | | | | | 金 額 | | | | |
|----|---------|---------|--------|---------|--------|--------|------------|--------|------------|--------|--------|
| | | 25年 | 比率 | 24年 | 比率 | 前年比 | 25年 | 比率 | 24年 | 比率 | 前年比 |
| | 総 計 | 261,202 | 100.0% | 245,752 | 100.0% | 106.3% | 43,566,072 | 100.0% | 41,617,569 | 100.0% | 104.7% |
| 1 | 白 菜 | 40,731 | 15.6% | 39,061 | 15.9% | 104.3% | 2,387,922 | 5.5% | 2,137,488 | 5.1% | 111.7% |
| 2 | 玉 葱 | 36,504 | 14.0% | 32,077 | 13.1% | 113.8% | 3,196,431 | 7.3% | 2,882,812 | 6.9% | 110.9% |
| 3 | キャベツ | 32,148 | 12.3% | 32,578 | 13.3% | 98.7% | 2,899,227 | 6.7% | 2,391,925 | 5.7% | 121.2% |
| 4 | 大 根 | 18,347 | 7.0% | 18,842 | 7.7% | 97.4% | 1,196,063 | 2.7% | 1,222,362 | 2.9% | 97.8% |
| 5 | レ タ ス | 14,516 | 5.6% | 13,506 | 5.5% | 107.5% | 2,366,355 | 5.4% | 2,095,024 | 5.0% | 113.0% |
| 6 | 馬 鈴 薯 | 13,970 | 5.3% | 14,104 | 5.7% | 99.0% | 1,635,110 | 3.8% | 1,565,018 | 3.8% | 104.5% |
| 7 | 人 参 | 12,597 | 4.8% | 12,359 | 5.0% | 101.9% | 1,519,822 | 3.5% | 1,377,344 | 3.3% | 110.3% |
| 8 | ト マ ト | 10,533 | 4.0% | 9,472 | 3.9% | 111.2% | 3,855,094 | 8.8% | 3,871,724 | 9.3% | 99.6% |
| 9 | 野菜加工品 | 8,764 | 3.4% | 1,651 | 0.7% | 530.8% | 894,984 | 2.1% | 334,579 | 0.8% | 267.5% |
| 10 | き ゆ う り | 8,654 | 3.3% | 8,203 | 3.3% | 105.5% | 2,173,582 | 5.0% | 2,114,507 | 5.1% | 102.8% |
| | その他野菜 | 64,438 | 24.7% | 63,899 | 25.9% | 100.8% | 21,441,482 | 49.2% | 21,624,786 | 52.1% | 99.2% |

2 県内

(トン,千円,%)

| 順位 | 品目名 | 数 量 | | | | | 金 額 | | | | |
|----|---------|--------|--------|--------|--------|--------|-----------|--------|-----------|--------|--------|
| | | 25年 | 比率 | 24年 | 比率 | 前年比 | 25年 | 比率 | 24年 | 比率 | 前年比 |
| | 総 計 | 39,920 | 100.0% | 39,973 | 100.0% | 99.9% | 9,080,818 | 100.0% | 9,605,455 | 100.0% | 94.5% |
| 1 | キャベツ | 6,575 | 16.5% | 6,704 | 16.8% | 98.1% | 510,885 | 5.6% | 590,767 | 6.2% | 86.5% |
| 2 | 大 根 | 6,351 | 15.9% | 6,573 | 16.4% | 96.6% | 332,142 | 3.7% | 432,092 | 4.5% | 76.9% |
| 3 | き ゆ う り | 3,409 | 8.5% | 3,065 | 7.7% | 111.2% | 810,717 | 8.9% | 774,423 | 8.1% | 104.7% |
| 4 | 茄 子 | 2,975 | 7.5% | 2,895 | 7.2% | 102.8% | 887,767 | 9.8% | 894,267 | 9.3% | 99.3% |
| 5 | ト マ ト | 2,930 | 7.3% | 3,042 | 7.6% | 96.3% | 1,035,867 | 11.4% | 1,204,783 | 12.5% | 86.0% |
| 6 | レ タ ス | 2,710 | 6.8% | 2,972 | 7.4% | 91.2% | 539,177 | 5.9% | 650,040 | 6.8% | 82.9% |
| 7 | ブロッコリー | 1,312 | 3.3% | 1,143 | 2.9% | 114.8% | 372,162 | 4.1% | 383,383 | 4.0% | 97.1% |
| 8 | 小 松 菜 | 944 | 2.4% | 871 | 2.2% | 108.4% | 298,841 | 3.3% | 272,159 | 2.8% | 109.8% |
| 9 | 法 蓮 草 | 909 | 2.3% | 813 | 2.0% | 111.8% | 361,657 | 4.0% | 355,057 | 3.7% | 101.9% |
| 10 | 青 葱 | 896 | 2.2% | 882 | 2.2% | 101.6% | 634,265 | 7.0% | 612,279 | 6.4% | 103.6% |
| | その他野菜 | 10,909 | 27.3% | 11,013 | 27.6% | 99.1% | 3,297,338 | 36.3% | 3,436,205 | 35.7% | 96.0% |

(注)キャベツにはグリーンボール、レッドキャベツを含む。レタスにはサニーレタス・グリーンリーフレタスを含む。

トマトにはペテトマトを含む。馬鈴薯にはマークインを含む。青葱には小葱を含む。

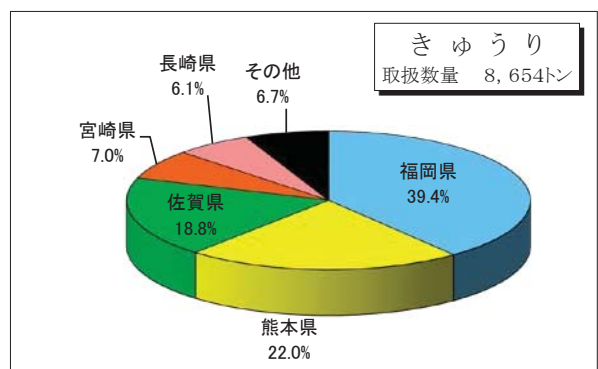
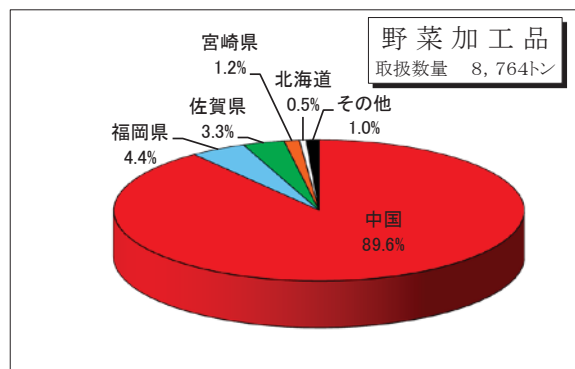
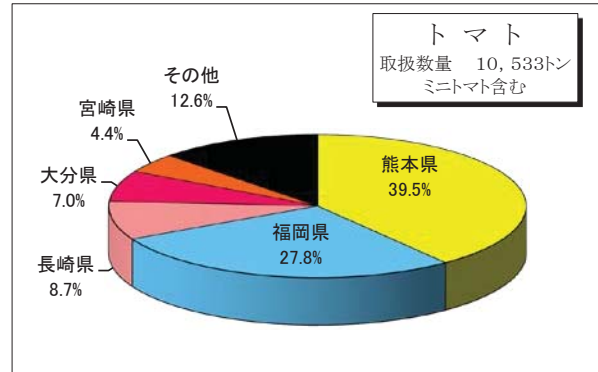
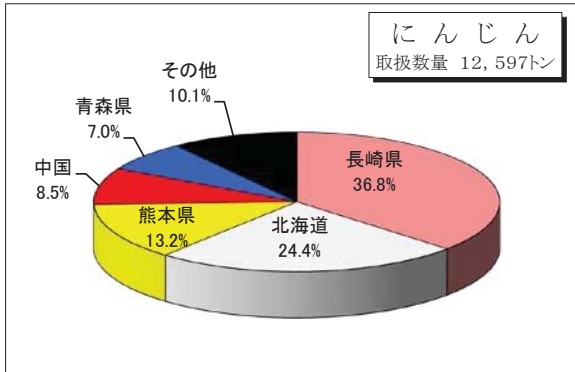
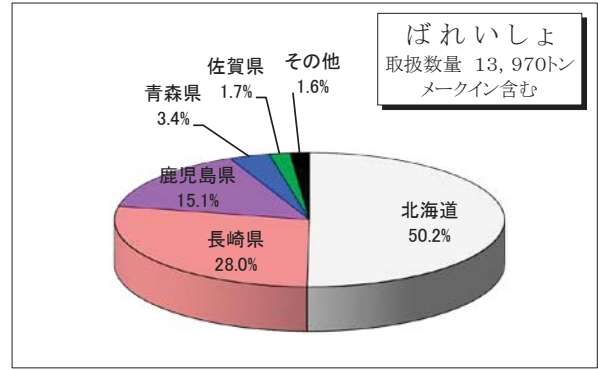
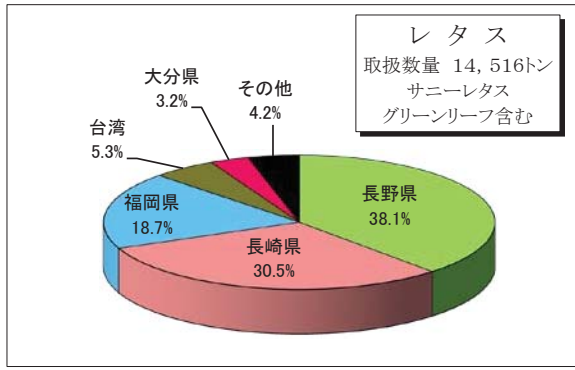
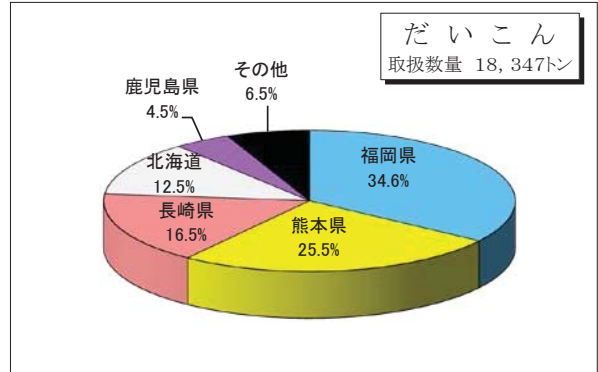
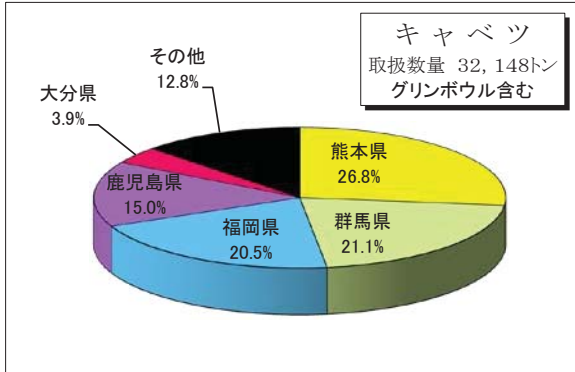
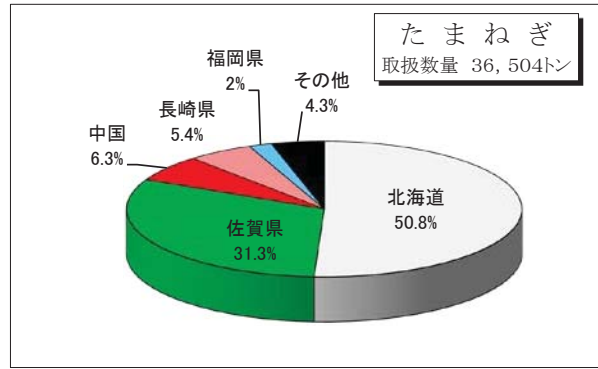
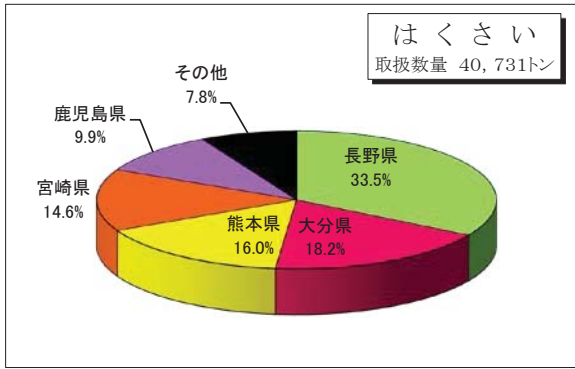
野菜の品目別取扱高／前年対比表（外国産）

| 品名 | 25 年 実 績 | | | 24 年 実 績 | | | 増 減 | | 前年比(%) | | |
|-------------|--------------|-------------|----------|--------------|-------------|----------|-------------|-------------|--------|-----|------|
| | 数量 kg | 金額 | 平均@ | 数量 kg | 金額 | 平均@ | 数量 kg | 金額 | 数量 | 金額 | @ |
| 大 根 | | | | 9,980.00 | 366,765 | 36.75 | -9,980.00 | -366,765 | | | |
| か ぶ | | | | | | | | | | | |
| 人 参 | 1,152,689.00 | 94,747,112 | 82.20 | 877,831.20 | 74,727,687 | 85.13 | 274,857.80 | 20,019,425 | 131 | 127 | 97 |
| ご ぼ う | 630,011.00 | 61,887,718 | 98.23 | 652,910.00 | 62,539,968 | 95.79 | -22,899.00 | -652,250 | 96 | 99 | 103 |
| れ ん こ ん | | | | | | | | | | | |
| た け の こ | 23,306.00 | 14,304,334 | 613.76 | 25,179.00 | 13,955,127 | 554.24 | -1,873.00 | 349,207 | 93 | 103 | 111 |
| ゆ で 筍 | | | | | | | | | | | |
| その他根菜類 | 2,092.55 | 1,300,679 | 621.58 | 2,428.00 | 1,198,211 | 493.50 | -335.45 | 102,468 | 86 | 109 | 126 |
| 根 菜 類 計 | 1,808,098.55 | 172,239,843 | 95.26 | 1,568,328.20 | 152,787,758 | 97.42 | 239,770.35 | 19,452,085 | 115 | 113 | 98 |
| 白 菜 | | | | | | | | | | | |
| キ ャ ベ ツ | 22,520.00 | 2,002,668 | 88.93 | 278,278.00 | 20,686,107 | 74.33 | -255,758.00 | -18,683,439 | 8 | 10 | 120 |
| グ リ ン ボ ール | | | | | | | | | | | |
| キ ャ ベ ツ 計 | 22,520.00 | 2,002,668 | 88.93 | 278,278.00 | 20,686,107 | 74.34 | -255,758.00 | -18,683,439 | 8 | 10 | 120 |
| 春 菊 | | | | | | | | | | | |
| ほ う れ ん 草 | | | | | | | | | | | |
| 青 葱 | 6,817.00 | 1,771,182 | 259.82 | 13,612.00 | 3,742,295 | 274.93 | -6,795.00 | -1,971,113 | 50 | 47 | 95 |
| 分 葱 | | | | | | | | | | | |
| 白 葱 | 343,871.00 | 65,925,988 | 191.72 | 342,135.00 | 68,957,601 | 201.55 | 1,736.00 | -3,031,613 | 101 | 96 | 95 |
| ふ き | | | | | | | | | | | |
| つ わ | | | | | | | | | | | |
| み つ ば | | | | | | | | | | | |
| に ら | 9.00 | 6,300 | 700.00 | 2.00 | 4,935 | 2,467.50 | 7.00 | 1,365 | 450 | 128 | 28 |
| か つ お 菜 | | | | | | | | | | | |
| 水 菜 | | | | | | | | | | | |
| 小 松 菜 | | | | | | | | | | | |
| その他菜類 | | | | | | | | | | | |
| レ タ ス | 768,000.00 | 98,775,600 | 128.61 | 507,480.00 | 84,333,480 | 166.18 | 260,520.00 | 14,442,120 | 151 | 117 | 77 |
| サ ー レ タ ス | | | | | | | | | | | |
| グ リ ン リ ー フ | | | | | | | | | | | |
| セ ル リ ー | 29,031.00 | 6,760,378 | 232.87 | 4,095.00 | 1,664,045 | 406.36 | 24,936.00 | 5,096,333 | 709 | 406 | 57 |
| カ リ フ ラ ワ ー | | | | | | | | | | | |
| ブ ロ ッ コ リ ー | 436,741.00 | 143,103,930 | 327.66 | 553,905.00 | 142,725,722 | 257.67 | -117,164.00 | 378,208 | 79 | 100 | 127 |
| ア ス パ ラ | 44,800.02 | 59,938,848 | 1,337.92 | 84,164.13 | 81,592,213 | 969.44 | -39,364.11 | -21,653,365 | 53 | 73 | 138 |
| パ セ リ | 25.00 | 47,250 | 1,890.00 | 600.00 | 34,431 | 57.39 | -575.00 | 12,819 | 4 | 137 | 3293 |
| チ ン ゲ ン サ イ | | | | | | | | | | | |
| 中 国 野 菜 | 1,292.50 | 1,985,892 | 1,536.47 | 1,630.40 | 2,475,060 | 1,518.07 | -337.90 | -489,168 | 79 | 80 | 101 |
| サ ラ ダ 菜 | | | | | | | | | | | |
| その他葉茎菜類 | 76,354.34 | 52,025,782 | 681.37 | 84,348.92 | 54,552,647 | 646.75 | -7,994.58 | -2,526,865 | 91 | 95 | 105 |
| 葉 茎 菜 計 | 1,729,460.86 | 432,343,818 | 249.99 | 1,870,250.45 | 460,768,536 | 246.37 | -140,789.59 | -28,424,718 | 92 | 94 | 101 |
| 茄 子 | | | | | | | | | | | |
| ト マ ト | 75,944.00 | 29,027,871 | 382.23 | 55,330.00 | 20,261,120 | 366.19 | 20,614.00 | 8,766,751 | 137 | 143 | 104 |
| き ゅ う り | | | | 700.00 | 261,450 | 373.50 | -700.00 | -261,450 | | | |
| 南 瓜 | 3,276,306.30 | 358,206,937 | 109.33 | 3,708,750.00 | 410,982,832 | 110.81 | -432,443.70 | -52,775,895 | 88 | 87 | 99 |
| 白 瓜 | | | | | | | | | | | |
| ピ ー マ ン | | | | | | | | | | | |
| パ プ リ カ | 444,992.10 | 286,476,836 | 643.78 | 452,467.55 | 254,467,751 | 562.40 | -7,475.45 | 32,009,085 | 98 | 113 | 114 |
| し し と う | 2,500.60 | 2,083,878 | 833.35 | 3,014.50 | 3,497,015 | 1,160.06 | -513.90 | -1,413,137 | 83 | 60 | 72 |
| オ ク ラ | 77,542.20 | 45,860,659 | 591.43 | 81,696.30 | 51,734,646 | 633.26 | -4,154.10 | -5,873,987 | 95 | 89 | 93 |
| とうもろこし | 192.00 | 102,816 | 535.50 | | | | 192.00 | 102,816 | | | |
| 米 ナ ス | | | | | | | | | | | |
| ミ ニ ト マ ト | 12,750.00 | 5,615,058 | 440.40 | 17,175.00 | 7,906,994 | 460.38 | -4,425.00 | -2,291,936 | 74 | 71 | 96 |
| ゴ ー ヤ | | | | | | | | | | | |
| その他果菜類 | 11,846.00 | 9,545,257 | 805.78 | | | | 11,846.00 | 9,545,257 | | | |
| 果 菜 類 計 | 3,902,073.20 | 736,919,312 | 188.85 | 4,319,133.35 | 749,111,808 | 173.44 | -417,060.15 | -12,192,496 | 90 | 98 | 109 |

野菜の品目別取扱高 / 前年対比表 (外国産)

| 品名 | 25 年 実 績 | | | 24 年 実 績 | | | 増 減 | | 前年比(%) | | |
|----------|---------------|---------------|----------|---------------|---------------|-----------|---------------|-------------|--------|------|-----|
| | 数量 kg | 金額 | 平均@ | 数量 kg | 金額 | 平均@ | 数量 kg | 金額 | 数量 | 金額 | @ |
| いんげん | 7,340.00 | 3,735,643 | 508.94 | 11,010.00 | 6,831,604 | 620.49 | -3,670.00 | -3,095,961 | 67 | 55 | 82 |
| きぬさや | 3,828.30 | 1,882,591 | 491.76 | 7,022.00 | 3,461,290 | 492.92 | -3,193.70 | -1,578,699 | 55 | 54 | 100 |
| スナックえんどう | 25,997.13 | 12,523,083 | 481.71 | 24,392.10 | 11,530,249 | 472.70 | 1,605.03 | 992,834 | 107 | 109 | 102 |
| 実えんどう | 835.00 | 287,438 | 344.24 | 1,405.00 | 405,814 | 288.84 | -570.00 | -118,376 | 59 | 71 | 119 |
| そら豆 | | | | | | | | | | | |
| 枝豆 | 2,119.20 | 743,299 | 350.75 | 444.72 | 121,366 | 272.90 | 1,674.48 | 621,933 | 477 | 612 | 129 |
| その他豆類 | 396.00 | 189,213 | 477.81 | 472.20 | 252,588 | 534.92 | -76.20 | -63,375 | 84 | 75 | 89 |
| 豆類計 | 40,515.63 | 19,361,267 | 477.87 | 44,746.02 | 22,602,911 | 505.14 | -4,230.39 | -3,241,644 | 91 | 86 | 95 |
| 里芋 | 187,710.00 | 36,414,204 | 193.99 | 226,267.50 | 31,794,951 | 140.52 | -38,557.50 | 4,619,253 | 83 | 115 | 138 |
| 玉葱 | 2,861,019.60 | 226,126,102 | 79.04 | 3,937,892.40 | 254,460,562 | 64.62 | -1,076,872.80 | -28,334,460 | 73 | 89 | 122 |
| 甘藷 | | | | | | | | | | | |
| 馬鈴薯 | | | | | | | | | | | |
| メークイン | | | | | | | | | | | |
| 馬鈴薯計 | | | | | | | | | | | |
| 長芋 | | | | | | | | | | | |
| 山の芋 | | | | | | | | | | | |
| らっきょう | | | | | | | | | | | |
| にんにく | 154,055.90 | 42,284,598 | 274.48 | 195,140.15 | 44,886,138 | 230.02 | -41,084.25 | -2,601,540 | 79 | 94 | 119 |
| 生姜 | 133,662.60 | 34,160,285 | 255.57 | 157,038.70 | 36,248,217 | 230.82 | -23,376.10 | -2,087,932 | 85 | 94 | 111 |
| その他土物類 | 133,068.31 | 34,219,420 | 257.16 | 93,830.29 | 25,464,331 | 271.39 | 39,238.02 | 8,755,089 | 142 | 134 | 95 |
| 土物類計 | 3,469,516.41 | 373,204,609 | 107.57 | 4,610,169.04 | 392,854,199 | 85.21 | -1,140,652.63 | -19,649,590 | 75 | 95 | 126 |
| 松茸 | 16,570.43 | 122,118,397 | 7,369.66 | 21,334.49 | 127,316,254 | 5,967.63 | -4,764.06 | -5,197,857 | 78 | 96 | 123 |
| 生椎茸 | 33,077.00 | 16,176,407 | 489.05 | 41,589.00 | 18,090,170 | 434.97 | -8,512.00 | -1,913,763 | 80 | 89 | 112 |
| えのき | | | | | | | | | | | |
| しめじ | | | | | | | | | | | |
| なめこ | | | | | | | | | | | |
| マッシュルーム | | | | | | | | | | | |
| まい茸 | | | | | | | | | | | |
| エリンギ | | | | | | | | | | | |
| その他茸類 | 21.00 | 189,630 | 9,030.00 | 6.96 | 73,501 | 10,560.49 | 14.04 | 116,129 | 302 | 258 | 86 |
| 茸類計 | 49,668.43 | 138,484,434 | 2,788.18 | 62,930.45 | 145,479,925 | 2,311.76 | -13,262.02 | -6,995,491 | 79 | 95 | 121 |
| 貝われ | | | | | | | | | | | |
| 大葉 | 884.00 | 2,123,940 | 2,402.65 | 1,318.00 | 3,150,894 | 2,390.66 | -434.00 | -1,026,954 | 67 | 67 | 101 |
| みょうが | | | | | | | | | | | |
| 菜の花 | | | | | | | | | | | |
| ハーブ類 | 103.01 | 114,251 | 1,109.13 | 22.00 | 29,820 | 1,355.45 | 81.01 | 84,431 | 468 | 383 | 82 |
| その他香辛棲類 | 23.20 | 45,650 | 1,967.67 | | | | 23.20 | 45,650 | | | |
| 大梅 | | | | | | | | | | | |
| 小梅 | | | | | | | | | | | |
| カボス | | | | | | | | | | | |
| ゆず | | | | | | | | | | | |
| その他ゆず | | | | | | | | | | | |
| もやし | | | | | | | | | | | |
| 加工用筍 | | | | | | | | | | | |
| 野菜加工品 | 7,856,882.70 | 644,910,966 | 82.08 | 720,330.05 | 54,675,690 | 75.90 | 7,136,552.65 | 590,235,276 | 1091 | 1180 | 108 |
| その他の野菜 | 3,254.44 | 1,707,404 | 524.64 | 8,319.60 | 2,465,745 | 296.38 | -5,065.16 | -758,341 | 39 | 69 | 177 |
| その他山菜 | 864.30 | 1,712,674 | 1,981.57 | 793.10 | 1,471,213 | 1,855.02 | 71.20 | 241,461 | 109 | 116 | 107 |
| その他妻物 | 32,956.04 | 31,603,235 | 958.95 | 29,329.32 | 25,636,737 | 874.10 | 3,626.72 | 5,966,498 | 112 | 123 | 110 |
| 庭先野菜 | | | | | | | | | | | |
| その他 | 37,917.70 | 11,082,217 | 292.27 | 48,739.20 | 13,336,227 | 273.62 | -10,821.50 | -2,254,010 | 78 | 83 | 107 |
| 国内野菜 | | | | | | | | | | | |
| 野菜計 | 18,932,218.47 | 2,565,853,620 | 135.53 | 13,284,408.78 | 2,024,371,463 | 152.39 | 5,647,809.69 | 541,482,157 | 143 | 127 | 89 |
| | | | | | | | | | | | |
| 鶏卵 | | | | | | | | | | | |
| 卵計 | | | | | | | | | | | |

主要野菜の品目別・産地別入荷量比率



野菜の産地別取扱高及び主要品目

北海道 37,111t 玉葱、メークイン、人参、長芋、大根

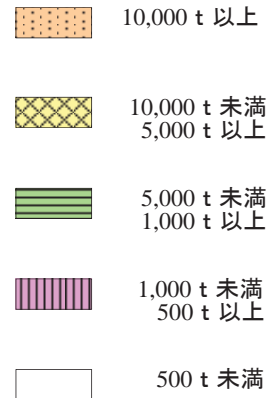
青森県 3,906t 人参、長芋、大根、ごぼう、メークイン

茨城県 1,157t ごぼう、白菜、レタス、トマト

群馬県 7,003t キャベツ、レタス、山の芋

長野県 22,078t 白菜、レタス、長芋

| | | |
|----------|---|----------------|
| 国 | 外 | 18,932t |
| 中 | 国 | 玉葱、人参、ごぼう、白葱 |
| ニュージーランド | | 南瓜、人参 |
| 中 | 南 | 米 南瓜 |
| ア | メ | リ カ 玉葱、ブロッコリー |
| 台 | 湾 | レタス、ごぼう |
| 韓 | 国 | ピーマン |
| タ | イ | オクラ、さやえんどう |
| ヨ | ー | ロ ッ パ ピーマン |
| フ | ィ | リ ピ ン オクラ |
| オ | ー | ス ト ラ リ ア アスパラ |



山口県 683t 大根、トマト

高知県 591t 妙姜、生姜、ししとう、米ナス、ピーマン

福岡県 39,920t きゅうり、大根、トマト、キャベツ、レタス、玉葱、ナス

大分県 17,450t 白菜、トマト、キャベツ、レタス、もやし、白葱

佐賀県 21,462t 玉葱、きゅうり、馬鈴薯、れんこん、アスパラ

熊本県 33,130t トマト、キャベツ、きゅうり、大根、白菜、人参

宮崎県 13,940t 白菜、きゅうり、キャベツ、甘藷、にら、里芋

鹿児島県 16,574t 馬鈴薯、キャベツ、白菜、大根、ピーマン

長崎県 25,054t 人参、レタス、馬鈴薯、大根、玉葱、白菜

輸入野菜の取扱高

1 国別

(トン,千円,%)

| 順位 | 県名 | 数 量 | | | | | 金 額 | | | | |
|----|----------|--------|--------|--------|--------|--------|-----------|--------|-----------|--------|--------|
| | | 25年 | 比率 | 24年 | 比率 | 前年比 | 25年 | 比率 | 24年 | 比率 | 前年比 |
| | 総 計 | 18,932 | 100.0% | 13,284 | 100.0% | 142.5% | 2,565,854 | 100.0% | 2,024,371 | 100.0% | 126.7% |
| 1 | 中 国 | 12,750 | 67.3% | 6,157 | 46.3% | 207.1% | 1,285,159 | 50.1% | 707,749 | 35.0% | 181.6% |
| 2 | 中 南 米 | 1,760 | 9.3% | 1,610 | 12.1% | 109.3% | 254,770 | 9.9% | 233,414 | 11.5% | 109.1% |
| 3 | ニュージーランド | 1,594 | 8.4% | 2,267 | 17.1% | 70.3% | 177,105 | 6.9% | 271,256 | 13.4% | 65.3% |
| 4 | ア メ リ カ | 1,182 | 6.2% | 1,583 | 11.9% | 74.7% | 284,515 | 11.1% | 296,179 | 14.6% | 96.1% |
| 5 | 台 湾 | 858 | 4.5% | 669 | 5.0% | 128.3% | 110,914 | 4.3% | 81,046 | 4.0% | 136.9% |
| 6 | 韓 国 | 413 | 2.2% | 507 | 3.8% | 81.5% | 248,536 | 9.7% | 221,387 | 10.9% | 112.3% |
| 7 | タ イ | 130 | 0.7% | 155 | 1.2% | 83.9% | 79,841 | 3.1% | 89,047 | 4.4% | 89.7% |
| 8 | ヨーロッパ | 65 | 0.3% | 79 | 0.6% | 82.3% | 55,849 | 2.2% | 63,796 | 3.2% | 87.5% |
| 9 | フィリピン | 36 | 0.2% | 32 | 0.2% | 112.5% | 20,364 | 0.8% | 19,695 | 1.0% | 103.4% |
| 10 | オーストラリア | 8 | 0.0% | 9 | 0.1% | 88.9% | 6,297 | 0.2% | 10,333 | 0.5% | 60.9% |

2 品目別

(トン,千円,%)

| 順位 | 品目名 | 数 量 | | | | | 金 額 | | | | |
|----|--------|--------|--------|--------|--------|---------|-----------|--------|-----------|--------|--------|
| | | 25年 | 比率 | 24年 | 比率 | 前年比 | 25年 | 比率 | 24年 | 比率 | 前年比 |
| | 総 計 | 18,932 | 100.0% | 13,284 | 100.0% | 142.5% | 2,565,854 | 100.0% | 2,024,371 | 100.0% | 126.7% |
| 1 | 野菜加工品 | 7,857 | 41.5% | 720 | 5.4% | 1091.3% | 644,911 | 25.1% | 54,676 | 2.7% | ##### |
| 2 | かぼちゃ | 3,276 | 17.3% | 3,709 | 27.9% | 88.3% | 358,207 | 14.0% | 410,983 | 20.3% | 87.2% |
| 3 | たまねぎ | 2,861 | 15.1% | 3,938 | 29.6% | 72.7% | 226,126 | 8.8% | 254,461 | 12.6% | 88.9% |
| 4 | にんじん | 1,153 | 6.1% | 878 | 6.6% | 131.3% | 94,747 | 3.7% | 74,728 | 3.7% | 126.8% |
| 5 | レ タ ス | 768 | 4.1% | 507 | 3.8% | 151.5% | 98,776 | 3.8% | 84,333 | 4.2% | 117.1% |
| 6 | ご ぼ う | 630 | 3.3% | 653 | 4.9% | 96.5% | 61,888 | 2.4% | 62,540 | 3.1% | 99.0% |
| 7 | パプリカ | 445 | 2.4% | 554 | 4.2% | 80.3% | 286,477 | 11.2% | 142,726 | 7.1% | 200.7% |
| 8 | ブロッコリー | 437 | 2.3% | 452 | 3.4% | 96.7% | 143,104 | 5.6% | 254,468 | 12.6% | 56.2% |
| 9 | 白 ね ぎ | 344 | 1.8% | 342 | 2.6% | 100.6% | 65,926 | 2.6% | 68,958 | 3.4% | 95.6% |
| 10 | さといも | 188 | 1.0% | 226 | 1.7% | 83.2% | 36,414 | 1.4% | 31,795 | 1.6% | 114.5% |

野菜の品目別・産地別取扱高表（県内）

| 分類 | 品目 | 福岡市 | | | 糸島市 | | | 筑紫地区 | | | 粕屋地区 | | |
|---------|---------|--------------|---------------|--------|--------------|---------------|--------|------------|-------------|-------|------------|-------------|-------|
| | | 数量(kg) | 金額 | 平均@ | 数量(kg) | 金額 | 平均@ | 数量(kg) | 金額 | 平均@ | 数量(kg) | 金額 | 平均@ |
| 根菜類 | 大根 | 4,306,454.10 | 241,118,332 | 56 | 701,034.00 | 35,275,393 | 50 | 230.00 | 12,579 | 55 | 756.00 | 26,340 | 35 |
| | かぶ | 571,510.53 | 45,151,511 | 79 | 34,571.30 | 2,900,001 | 84 | | | | 13,569.30 | 2,504,988 | 185 |
| | 人参 | 8,189.60 | 327,052 | 40 | 107.70 | 24,508 | 228 | 428.00 | 98,031 | 229 | 57.70 | 5,151 | 89 |
| | ごぼう | 169.00 | 35,503 | 210 | 3,124.65 | 563,023 | 180 | | | | | | |
| | れんこん | 1,581.00 | 370,224 | 234 | 20.00 | 2,573 | 129 | | | | 628.00 | 252,767 | 402 |
| 葉菜類 | たけのこ | 12,329.60 | 1,737,832 | 141 | 4,951.70 | 891,825 | 180 | 47,843.00 | 4,909,979 | 103 | 20,258.25 | 2,051,534 | 101 |
| | ゆでたけのこ | 9,670.20 | 5,951,520 | 615 | 4,813.50 | 2,383,456 | 495 | 647.60 | 374,940 | 579 | 10,381.70 | 7,743,591 | 746 |
| | 白菜 | 6,814.00 | 250,381 | 37 | 3,145.00 | 129,044 | 41 | | | | 1,852.50 | 65,088 | 35 |
| | キャベツ | 964,777.60 | 73,848,082 | 77 | 2,089,446.50 | 170,032,830 | 81 | 11,810.00 | 862,250 | 73 | 32,190.50 | 2,177,086 | 68 |
| | グリーンポウル | 160.00 | 7,992 | 50 | 3,660.00 | 75,346 | 21 | | | | | | |
| | 春菊 | 461,129.10 | 233,741,271 | 507 | 3,135.00 | 955,697 | 305 | 50,490.35 | 28,348,579 | 561 | 9.80 | 823 | 84 |
| | ほうれん草 | 84,145.37 | 38,423,524 | 457 | 5,443.15 | 2,104,026 | 387 | 34,952.10 | 21,018,707 | 601 | 2,044.22 | 767,957 | 376 |
| | 青葱 | 87,094.55 | 47,724,902 | 548 | 147,689.70 | 86,779,230 | 588 | 2,911.18 | 4,601,864 | 1,581 | 249.80 | 21,315 | 85 |
| | 分葱 | 835.00 | 220,021 | 263 | 569.50 | 99,598 | 175 | | | | 88.00 | 14,105 | 160 |
| | 白葱 | 42,603.60 | 11,672,826 | 274 | 36,536.10 | 6,176,502 | 169 | | | | 294.00 | 8,082 | 27 |
| 茎菜類 | ふき | 471.90 | 46,077 | 98 | 37,734.10 | 8,952,877 | 237 | 2.10 | 154 | 73 | 51.60 | 8,262 | 160 |
| | つみき | 105.12 | 47,684 | 454 | 142.40 | 71,004 | 499 | | | | | | |
| | みづな | 40.00 | 7,182 | 180 | 12,705.50 | 5,624,101 | 443 | 14.40 | 1,124 | 78 | | | |
| | にら | 2,372.50 | 1,344,969 | 567 | 2,327.80 | 458,329 | 197 | | | | 60.00 | 25,200 | 420 |
| | レタ | 4,481.50 | 704,665 | 157 | 118,605.00 | 19,642,679 | 166 | | | | 90.00 | 4,537 | 50 |
| | サニーレタス | 878.50 | 99,436 | 113 | 236.00 | 35,797 | 152 | 15,866.50 | 5,022,695 | 317 | 62.00 | 4,389 | 71 |
| | グリーンリーフ | 600.00 | 37,838 | 63 | 12.00 | 1,386 | 116 | 10,110.50 | 3,021,283 | 299 | | | |
| | セルリー | 424.00 | 77,318 | 182 | | | | | | | 2,289.00 | 280,544 | 123 |
| | カリフラワー | 66,913.65 | 10,224,813 | 153 | 565.20 | 99,239 | 176 | | | | 901.50 | 178,659 | 198 |
| | ブロッコリー | 49,930.20 | 12,364,050 | 248 | 798,613.70 | 221,586,140 | 277 | 44,876.50 | 12,258,608 | 273 | 211,069.71 | 58,499,347 | 277 |
| 果菜類 | アスパラ | 13,574.00 | 15,084,814 | 1,111 | 3,920.00 | 4,189,217 | 1,069 | 13,050.80 | 13,494,874 | 1,034 | 2,046.20 | 2,201,014 | 1,076 |
| | パセリ | 3,744.85 | 3,068,058 | 819 | 20.95 | 9,103 | 435 | 15.00 | 37,800 | 2,520 | 11.96 | 15,097 | 1,262 |
| | チンゲンサイ | 202.00 | 39,881 | 197 | 179.00 | 37,994 | 212 | | | | 169.50 | 24,690 | 146 |
| | かつお菜 | 42,039.40 | 14,676,782 | 349 | 13,497.31 | 2,518,361 | 187 | | | | 12,560.90 | 4,331,501 | 345 |
| | サラダ | 24.00 | 8,904 | 371 | 13.00 | 609 | 47 | | | | | | |
| | その他葉菜類 | 326,036.45 | 113,956,995 | 350 | 148,023.73 | 67,047,439 | 453 | 31,389.80 | 20,921,630 | 667 | 178,754.49 | 75,090,626 | 420 |
| | 茄子 | 19,526.15 | 4,610,585 | 236 | 198,137.90 | 52,581,868 | 265 | 15.00 | 1,565 | 104 | 4,422.30 | 766,601 | 173 |
| | トマト | 682,757.70 | 239,600,080 | 351 | 514,903.00 | 181,093,962 | 352 | | | | 124.50 | 36,603 | 294 |
| | きゅうり | 10,859.05 | 2,540,951 | 234 | 1,597,618.20 | 372,480,329 | 233 | 70.00 | 4,158 | 59 | 4,105.10 | 609,499 | 148 |
| | 南瓜 | 53,480.50 | 4,546,661 | 85 | 38,082.00 | 3,632,812 | 95 | | | | 4,492.50 | 380,222 | 85 |
| 果菜類 | 白瓜 | 97.00 | 810 | 8 | 29,231.50 | 1,362,492 | 47 | | | | 57.00 | 3,970 | 70 |
| | ピーマン | 32.50 | 7,373 | 227 | 496.30 | 117,580 | 237 | 209.30 | 89,828 | 429 | 168.10 | 54,244 | 323 |
| | ししとう | 450.63 | 234,453 | 520 | 225.60 | 66,455 | 295 | 599.55 | 819,916 | 1,368 | 4,467.69 | 2,872,831 | 643 |
| | オクラ | 12.00 | 3,140 | 262 | 10,041.35 | 5,680,053 | 566 | | | | 263.65 | 118,633 | 450 |
| | とうもろこし | 138.00 | 27,724 | 201 | | | | | | | | | |
| | 米ナ | 2,991.60 | 881,419 | 295 | | | | | | | | | |
| | ベテト | 4,553.50 | 2,504,504 | 550 | 24,310.49 | 21,644,193 | 890 | | | | 10,625.75 | 7,108,269 | 669 |
| | いんげん | 1,216.70 | 737,885 | 606 | 1,078.50 | 485,467 | 450 | | | | 898.55 | 521,265 | 580 |
| | きぬさや | 51.60 | 47,134 | 913 | 681.60 | 383,649 | 563 | | | | 195.59 | 157,046 | 803 |
| | さやえんどう | 464.70 | 273,741 | 589 | 685.77 | 486,535 | 709 | 36.55 | 15,028 | 411 | 2,303.40 | 1,487,868 | 650 |
| 豆類 | 寒えんどう | 882.95 | 418,853 | 474 | 2,264.95 | 769,552 | 340 | 36.25 | 10,962 | 302 | 1,218.48 | 653,207 | 536 |
| | そら豆 | 637.50 | 79,218 | 124 | 7,004.50 | 1,001,126 | 143 | 11.00 | 1,985 | 180 | 1,078.50 | 239,718 | 222 |
| | 枝豆 | 24,854.60 | 13,915,123 | 560 | 313.30 | 188,736 | 602 | 68.90 | 10,504 | 152 | 367.20 | 146,365 | 399 |
| | その他豆類 | 31.90 | 25,811 | 809 | 254.20 | 64,345 | 253 | | | | | | |
| | 里芋 | 1,162.50 | 122,212 | 105 | 7,177.50 | 848,059 | 118 | 473.00 | 83,553 | 177 | 19,008.00 | 3,128,573 | 165 |
| | 玉葱 | 97,758.20 | 8,382,945 | 86 | 9,577.00 | 403,767 | 42 | 2,640.00 | 110,673 | 42 | 6,575.00 | 374,726 | 57 |
| | 甘藷 | 1,814.50 | 141,186 | 78 | 2,236.00 | 251,514 | 112 | 75.00 | 5,040 | 67 | 618.00 | 53,878 | 87 |
| | 馬鈴薯 | 1,577.00 | 100,662 | 64 | 4,352.20 | 357,657 | 82 | | | | 542.20 | 50,600 | 93 |
| | メークイ | 2,777.50 | 298,415 | 107 | 675.60 | 95,981 | 142 | 103.10 | 10,780 | 105 | 97.80 | 5,912 | 60 |
| | 土物類 | 長山芋 | 47.90 | 70,775 | 1,478 | 122.04 | 30,681 | 251 | | | | 12.00 | 8,098 |
| らっきょう | | 31.00 | 4,633 | 149 | 57.00 | 7,015 | 123 | 20.00 | 8,190 | 410 | 89.00 | 10,249 | 115 |
| にんにく | | 247.40 | 22,896 | 93 | 124.50 | 32,121 | 258 | | | | 136.50 | 10,607 | 78 |
| 生姜 | | | | | 51.00 | 15,803 | 310 | | | | 1.40 | 74 | 53 |
| アーリーレッド | | 490.00 | 38,609 | 79 | 150.00 | 10,048 | 67 | | | | 5.50 | 474 | 86 |
| 茸類 | | | | | | | | | | | | | |
| 松茸 | | 1,647.00 | 1,617,906 | 982 | 34.00 | 23,321 | 686 | 11.00 | 6,711 | 610 | 13.00 | 8,380 | 645 |
| えのめ | | 227,919.00 | 57,797,234 | 254 | | | | | | | | | |
| しなめ | | 542.00 | 223,243 | 412 | | | | | | | 1,480.00 | 529,829 | 358 |
| マッシュルーム | | 3.42 | 10,059 | 2,941 | | | | | | | | | |
| 香辛棟物類 | 貝割れ | 1,769.40 | 2,431,725 | 1,374 | | | | | | | 163,160.03 | 38,588,702 | 237 |
| | 大根 | | | | 1,352.44 | 3,497,000 | 2,586 | | | | 666.25 | 975,462 | 1,464 |
| | 生姜 | 65.82 | 38,428 | 584 | 28.50 | 22,587 | 793 | 10.80 | 6,238 | 578 | 146.00 | 102,800 | 704 |
| | 花類 | 4,394.68 | 2,214,991 | 504 | 35,581.10 | 33,797,833 | 950 | | | | | | |
| | ハーブ | 1,332.65 | 2,398,449 | 1,800 | 7,584.32 | 12,960,212 | 1,709 | | | | | | |
| | その他香辛野菜 | 9,763.89 | 12,741,865 | 1,305 | 51,088.57 | 91,625,932 | 1,793 | 8,578.70 | 24,709,652 | 2,880 | 683.40 | 835,512 | 1,223 |
| | 大根 | 4,266.50 | 505,998 | 119 | 3,603.80 | 196,342 | 54 | 201.00 | 26,964 | 134 | 2,412.00 | 224,712 | 93 |
| | 小梅 | 2,643.50 | 552,550 | 209 | 165.80 | 16,033 | 97 | | | | 415.00 | 90,433 | 218 |
| | カボス | 92.00 | 3,581 | 39 | 87.00 | 7,019 | 81 | | | | 50.00 | 8,986 | 180 |
| | ゆず | 267.40 | 21,922 | 82 | 268.60 | 39,462 | 147 | 335.40 | 13,504 | 40 | 1,478.00 | 153,861 | 104 |
| その他 | もやし | 0.60 | 378 | 630 | | | | 2.00 | 808 | 404 | 2,803.60 | 549,207 | 196 |
| | 筍 | | | | | | | | | | | | |
| | 野菜加工品 | 274,418.93 | 10,987,848 | 40 | 21,798.50 | 6,118,270 | 281 | 2,991.70 | 3,258,857 | 1,089 | 1,152.35 | 228,429 | 198 |
| | その他野菜 | 128,270.96 | 25,826,108 | 201 | 54,538.27 | 14,705,110 | 270 | 4,634.82 | 3,162,877 | 682 | 46,079.00 | 3,842,630 | 83 |
| | 合計 | 8,635,643.65 | 1,269,380,522 | 147 | 6,800,826.39 | 1,445,768,248 | 213 | 285,760.90 | 147,342,890 | 516 | 772,858.97 | 221,251,168 | 286 |
| | 鶏卵 | 110,891.70 | 25,929,527 | 234 | 1,130.00 | 299,931 | 265 | | | | 31,351.44 | 7,279,493 | 232 |

野菜の品目別・産地別取扱高表（県内）

| 分類 | 産地 | 完像地区 | | | 甘木地区 | | | 朝倉地区 | | | 三井地区 | | | |
|--------|---------|--------------|-------------|---------|--------------|-------------|------------|--------------|-------------|--------|--------------|---------------|-----------|---------|
| | | 数量(kg) | 金額 | 平均@ | 数量(kg) | 金額 | 平均@ | 数量(kg) | 金額 | 平均@ | 数量(kg) | 金額 | 平均@ | |
| 根菜類 | 大根 | 358,008.00 | 17,462,657 | 49 | 44,183.00 | 2,792,915 | 63 | 231,572.50 | 9,758,705 | 42 | 705,702.00 | 25,516,512 | 36 | |
| | かぶ | 440.00 | 18,565 | 42 | 40.00 | 61,908 | 1,548 | | | | 91,017.00 | 6,078,283 | 67 | |
| | 人参 | 4,365.00 | 1,657,343 | 380 | 2,070.00 | 952,938 | 460 | 10,710.00 | 799,592 | 75 | 11,310.00 | 951,272 | 84 | |
| | ごぼう | 276.00 | 44,136 | 160 | 16,848.00 | 10,639,062 | 631 | 1,836.00 | 1,238,370 | 674 | 1,223.75 | 461,169 | 377 | |
| | れんこん | | | | | | | | | | | | | |
| 葉菜類 | たけのこ | 4,906.80 | 381,850 | 78 | | | | | | | 140.00 | 36,195 | 259 | |
| | ゆで豆 | 3,658.15 | 2,575,581 | 704 | | | | 3,168.06 | 1,429,478 | 451 | 34.60 | 37,276 | 1,077 | |
| | 白菜 | 6,520.00 | 211,280 | 32 | 9,645.00 | 463,616 | 48 | 600.00 | 29,400 | 49 | 43,745.00 | 2,184,298 | 50 | |
| | キャベツ | 426,318.00 | 36,380,578 | 85 | 715,369.00 | 49,231,609 | 69 | 144,256.90 | 10,557,155 | 73 | 57,869.40 | 3,157,166 | 55 | |
| | グリーンポウチ | | | | | | | | | | | | | |
| | 春菊 | | | | 20,902.00 | 9,081,034 | 434 | 459.25 | 185,747 | 404 | 17,357.05 | 8,088,802 | 466 | |
| | ほうれん草 | 37.80 | 11,401 | 302 | 82,648.00 | 31,106,515 | 376 | 134,687.60 | 46,432,769 | 345 | 456,214.64 | 173,291,511 | 380 | |
| | 青葱 | 50.00 | 12,206 | 244 | 173,499.40 | 153,372,237 | 884 | 63,165.00 | 49,711,970 | 787 | 159,682.95 | 140,756,054 | 881 | |
| | 分葱 | 14.75 | 1,859 | 126 | | | | | | | 571.00 | 122,823 | 215 | |
| | 白葱 | 50.00 | 6,825 | 136 | 17,394.00 | 5,333,613 | 307 | 41,949.00 | 8,746,722 | 209 | 15.00 | 158 | 11 | |
| 茎菜類 | ふたつ | | | | | | | | | | 68.00 | 16,947 | 249 | |
| | みつば | | | | | | | | | | | | | |
| | にら | 8,127.20 | 2,910,749 | 358 | 1,182.00 | 700,194 | 592 | 15.00 | 2,100 | 140 | 90,294.75 | 46,205,934 | 512 | |
| | レタ | | | | 935.00 | 494,133 | 528 | 41,705.00 | 14,225,692 | 341 | 56,688.00 | 18,059,710 | 319 | |
| | サニーレタス | 118.00 | 18,501 | 157 | 13,834.00 | 1,503,746 | 109 | 358,196.00 | 51,728,639 | 144 | 885,576.00 | 142,396,311 | 161 | |
| | グリーンリーフ | 80.00 | 7,141 | 89 | 16,855.00 | 4,704,204 | 279 | 10,391.00 | 2,485,498 | 239 | 449,169.00 | 113,993,974 | 254 | |
| | セルリー | | | | 13,706.00 | 4,116,900 | 300 | 5,452.00 | 1,140,373 | 209 | 410,109.00 | 106,832,366 | 260 | |
| | カリフラワー | 127,950.00 | 19,338,435 | 151 | | | | 42.00 | 7,308 | 174 | 700.00 | 52,092 | 74 | |
| | ブロッコリー | 83,130.00 | 26,991,243 | 325 | 3,767.00 | 1,308,759 | 347 | 4,558.00 | 1,360,344 | 298 | 46,504.00 | 15,887,380 | 342 | |
| | アスパラ | | | | 12,949.00 | 14,183,149 | 1,095 | 40.00 | 72,451 | 1,811 | 477.20 | 375,356 | 787 | |
| 果菜類 | パセリ | | | | | | | | | | 38,133.80 | 37,199,029 | 975 | |
| | チンゲンサイ | 2.00 | 210 | 105 | 62,352.00 | 17,122,221 | 275 | 3,864.50 | 1,142,947 | 296 | 53,816.00 | 14,831,264 | 276 | |
| | かつお菜 | | | | 4,288.50 | 750,045 | 175 | 106.00 | 3,864 | 36 | 35,632.55 | 6,853,973 | 192 | |
| | サラダ菜 | | | | | | | | | | 17,005.10 | 10,098,039 | 594 | |
| | その他葉菜類 | 120.00 | 7,929 | 66 | 82,891.40 | 20,369,055 | 246 | 67,877.00 | 18,677,885 | 275 | 860,649.40 | 285,133,948 | 331 | |
| | 茄子 | 5,915.00 | 1,127,077 | 191 | 221,015.40 | 64,948,341 | 294 | 78,366.20 | 17,177,583 | 219 | 139.00 | 36,854 | 265 | |
| | トマト | 20,594.00 | 6,876,068 | 334 | 109,323.60 | 31,846,872 | 291 | 30,687.54 | 9,965,415 | 325 | 1,153.00 | 294,620 | 256 | |
| | きゅうり | 420.75 | 165,435 | 393 | 271,719.50 | 65,677,429 | 242 | 1,105,384.70 | 272,396,123 | 246 | 2,189.00 | 698,147 | 319 | |
| | 南瓜 | 2,640.00 | 198,674 | 75 | | | | 4,850.00 | 430,219 | 89 | 804.50 | 47,714 | 59 | |
| | 白瓜 | 315.00 | 17,295 | 55 | | | | | | | 10,145.00 | 913,264 | 90 | |
| 果菜類 | ピーマン | | | | 223.00 | 68,893 | 309 | 644.00 | 146,090 | 227 | 844.95 | 268,016 | 317 | |
| | ししとう | | | | 54.75 | 37,099 | 678 | 1.15 | 941 | 818 | | | | |
| | オクラ | | | | 2,022.90 | 1,190,603 | 589 | 924.00 | 402,906 | 436 | 6,239.50 | 3,742,572 | 600 | |
| | とうもろこし | | | | 280.00 | 65,300 | 233 | 3,231.50 | 590,372 | 183 | 12,630.00 | 1,698,774 | 135 | |
| | 米ナス | | | | | | | | | | | | | |
| | ペテトマト | 7,050.90 | 5,975,194 | 847 | 59.40 | 25,078 | 422 | 2,196.60 | 1,523,672 | 694 | 566.00 | 382,802 | 676 | |
| | いんげん | 665.58 | 448,256 | 673 | | | | 5.40 | 5,626 | 1,042 | 22.00 | 11,160 | 507 | |
| | きぬさや | | | | | | | | | | | 218.30 | 153,891 | 705 |
| | さやえんどう | | | | | | | | | | | 151.80 | 68,408 | 451 |
| | 豆類 | 寒えんどう | 172.10 | 107,968 | 627 | | | | | | | | 2,451.60 | 475,261 |
| そら豆 | | | | | 66.00 | 12,935 | 196 | 21.00 | 1,628 | 78 | 2,451.60 | 475,261 | 194 | |
| 枝豆 | | | | | 1,183.00 | 296,486 | 251 | 2,320.00 | 669,677 | 289 | 13,843.10 | 4,930,553 | 356 | |
| その他豆類 | | | | | 1,626.00 | 604,299 | 372 | 8,217.40 | 2,838,067 | 345 | 1,147.20 | 845,699 | 737 | |
| 里芋 | | 61.00 | 1,885 | 31 | 6,662.00 | 1,091,980 | 164 | 6,978.50 | 1,607,320 | 230 | 3,057.40 | 417,044 | 136 | |
| 玉甘芋 | | 2,360.00 | 107,599 | 46 | 24,470.00 | 1,861,679 | 76 | 71,790.00 | 5,025,597 | 70 | 8,040.00 | 392,256 | 49 | |
| 甘藷 | | | | | | | | 175.20 | 21,474 | 123 | 200.00 | 13,293 | 66 | |
| 馬鈴薯 | | 40.00 | 2,100 | 52 | | | | 7,810.00 | 444,122 | 57 | 165.00 | 13,182 | 80 | |
| メークイーン | | | | | | | | 10,700.00 | 1,225,110 | 114 | 136.00 | 17,430 | 128 | |
| 長芋 | | 0.50 | 210 | 420 | | | | | | | | | | |
| 物類 | らっきょう | 25.00 | 3,967 | 159 | | | | | | | 54.00 | 6,511 | 121 | |
| | にんにく | | | | | | | | | | 101.50 | 105,777 | 1,042 | |
| | 生姜 | | | | | | | | | | | | | |
| | アーリーレッド | 60.00 | 4,788 | 80 | 525.00 | 45,779 | 87 | 40.00 | 3,528 | 88 | 10.00 | 861 | 86 | |
| | 茸類 | 松茸 | | | | 129.00 | 62,423 | 484 | | | | | | |
| | | 椎茸 | | | | | | | | | | | | |
| | | えのめ | | | | | | | | | | 30.00 | 9,450 | 315 |
| | | しめじ | | | | | | | | | | | | |
| | | なめこ | | | | | | | | | | | | |
| | | マッシュルーム | | | | | | | | | | | | |
| 香辛棟物類 | | 貝わら | | | | 24,787.60 | 11,323,508 | 457 | 173.80 | 52,437 | 302 | | | |
| | | 大葉 | 8.28 | 3,763 | 454 | 645.79 | 660,336 | 1,023 | | | | 953.80 | 1,650,960 | 1,731 |
| | | 菜花 | | | | 4,279.00 | 1,451,455 | 339 | 6.00 | 3,150 | 525 | 34.94 | 21,345 | 611 |
| | | ハーブ | | | | 21.00 | 22,050 | 1,050 | | | | | | |
| | その他香辛野菜 | 77,819.00 | 617,710 | 8 | 4,283.50 | 3,913,729 | 914 | 9,376.70 | 21,188,322 | 2,260 | 3,334.92 | 4,341,931 | 1,302 | |
| | 大梅 | 32.00 | 4,536 | 142 | 10,305.00 | 1,264,656 | 123 | 1,440.00 | 201,495 | 140 | 34,636.13 | 22,721,766 | 656 | |
| | 小梅 | 52.00 | 10,143 | 195 | | | | | | | 108.00 | 2,772 | 26 | |
| | カボス | | | | 67.00 | 5,819 | 87 | 15.00 | 956 | 64 | 345.00 | 14,082 | 41 | |
| | ゆず | 1,525.00 | 191,100 | 125 | 125.00 | 18,009 | 144 | 36.00 | 1,974 | 55 | 161.50 | 37,859 | 234 | |
| | その他 | ゆず | | | | 14,456.00 | 1,124,199 | 78 | | | | | | |
| 野菜加工品 | | 333.00 | 115,847 | 348 | 539.30 | 765,637 | 1,420 | 43.80 | 39,743 | 907 | | | | |
| その他野菜 | | 39,613.90 | 3,520,033 | 89 | 935.50 | 279,668 | 299 | 18,020.30 | 8,417,304 | 467 | 2,753.00 | 1,094,884 | 398 | |
| 合計 | | 1,183,874.71 | 127,538,137 | 108 | 1,995,162.54 | 516,952,115 | 259 | 2,494,360.15 | 565,857,211 | 227 | 4,637,195.78 | 1,235,336,244 | 266 | |
| 鶏卵 | | 22,800.00 | 4,124,928 | 181 | | | | 185,897.80 | 49,292,932 | 265 | | | | |

野菜の品目別・産地別取扱高表（県内）

| 分類 | 産地 | 久留米市 | | | 浮羽地区 | | | 八女地区 | | | 筑後市 | | | |
|---------|---------|--------------|-------------|---------|--------------|-------------|--------|------------|-------------|-----------|-----------|-----------|-----|--|
| | | 数量(kg) | 金額 | 平均@ | 数量(kg) | 金額 | 平均@ | 数量(kg) | 金額 | 平均@ | 数量(kg) | 金額 | 平均@ | |
| 根菜類 | 大根 | 1,875.00 | 124,249 | 66 | | | | 1,467.00 | 43,905 | 30 | | | | |
| | 人参 | 52,631.44 | 5,099,944 | 97 | | | | 50.00 | 1,943 | 39 | | | | |
| | ごぼう | 13,640.00 | 2,527,060 | 185 | 53,850.00 | 12,590,492 | 234 | | | | | | | |
| | れんこん | 1,492.00 | 332,228 | 223 | 128.00 | 53,760 | 420 | | | | | | | |
| | たけのこ | 1,284.00 | 495,564 | 386 | | | | 34,676.60 | 9,604,097 | 277 | | | | |
| 葉菜類 | 白菜 | 389,845.00 | 18,410,162 | 47 | 141,000.00 | 8,675,521 | 62 | 5,325.00 | 275,925 | 52 | 9,450.00 | 381,164 | 40 | |
| | キャベツ | 365,159.00 | 19,549,959 | 54 | 61,860.00 | 4,192,346 | 68 | 1,760.00 | 91,996 | 52 | | | | |
| | グリーンポウル | | | | | | | | | | | | | |
| | 春菊 | 144.00 | 21,987 | 153 | | | | 182.80 | 68,334 | 374 | | | | |
| | ほうれん草 | 95,548.00 | 42,844,231 | 448 | | | | 5,005.00 | 1,782,693 | 356 | 60.00 | 34,650 | 578 | |
| | 青葱 | 98,043.70 | 31,174,758 | 318 | | | | 27,056.00 | 10,593,106 | 392 | | | | |
| | 白葱 | 390.00 | 76,125 | 195 | | | | | | | | | | |
| | ふじ | | | | | | | 27.00 | 3,528 | 131 | | | | |
| | つみ | | | | | | | | | | | | | |
| | にら | 25.00 | 13,913 | 557 | | | | 6,124.00 | 2,342,898 | 383 | | | | |
| 菜類 | レタ | 28,354.00 | 4,194,638 | 148 | 48,272.00 | 9,425,038 | 195 | 125,840.00 | 15,831,660 | 126 | | | | |
| | サニーレタス | 30,401.00 | 9,533,603 | 314 | 42,270.00 | 14,120,358 | 334 | 2,973.50 | 745,165 | 251 | 1,110.00 | 440,004 | 396 | |
| | グリーンリーフ | 13,906.00 | 4,536,510 | 326 | 20,749.00 | 6,998,039 | 337 | 1,121.00 | 354,953 | 317 | 2,600.00 | 934,448 | 359 | |
| | セルリー | | | | | | | 1,540.00 | 293,280 | 190 | | | | |
| | カリフラワー | 6,246.00 | 741,048 | 119 | | | | | | | | | | |
| | ブロッコリー | | | | | | | 385.00 | 53,994 | 140 | | | | |
| | アスパラ | 1,084.80 | 804,732 | 742 | 2,843.80 | 2,857,282 | 1,005 | 72.20 | 44,976 | 623 | 2.00 | 1,050 | 525 | |
| | パセリ | 1,690.60 | 2,222,378 | 1,315 | | | | | | | | | | |
| | チンゲンサイ | 1,142.00 | 315,392 | 276 | | | | 134.00 | 36,597 | 273 | | | | |
| | かつお菜 | 3,963.60 | 1,838,679 | 464 | | | | 199.00 | 17,548 | 88 | | | | |
| 果菜類 | サラダ菜 | 81,948.60 | 53,823,507 | 657 | | | | | | | | | | |
| | その他葉菜類 | 19,886.80 | 7,400,474 | 372 | 156.00 | 12,285 | 79 | 1,750.00 | 117,951 | 67 | 28.00 | 8,820 | 315 | |
| | 茄子 | 266.80 | 39,386 | 148 | 3,705.44 | 1,416,886 | 382 | 28,491.70 | 6,918,605 | 243 | | | | |
| | トマト | 50,988.00 | 12,261,761 | 240 | 683,064.80 | 245,993,095 | 360 | 7,263.50 | 2,829,353 | 390 | | | | |
| | きゅうり | 164,455.00 | 44,093,486 | 268 | | | | 2,543.80 | 605,089 | 238 | 10.00 | 2,310 | 231 | |
| | 南瓜 | | | | | | | | | | | | | |
| | 白瓜 | 60,718.00 | 3,622,789 | 60 | | | | 85.00 | 536 | 6 | | | | |
| | ピーマン | 23.40 | 2,520 | 108 | | | | 201.30 | 50,344 | 250 | | | | |
| | ししとう | | | | 734.60 | 679,528 | 925 | 7.50 | 2,735 | 365 | | | | |
| | オクラ | 2,688.40 | 1,697,376 | 631 | | | | 54.50 | 19,868 | 365 | | | | |
| 土物類 | とうもろこし | 746.00 | 98,737 | 132 | | | | 123.00 | 31,259 | 254 | 320.00 | 59,159 | 185 | |
| | 米ナス | | | | | | | | | | | | | |
| | ベテト | 236.00 | 95,974 | 407 | 90.00 | 52,858 | 587 | 65,930.50 | 50,545,246 | 767 | 207.90 | 98,816 | 475 | |
| | いんげん | | | | | | | 23,707.10 | 14,511,264 | 612 | | | | |
| | きぬさや | | | | | | | 2.50 | 1,576 | 630 | | | | |
| | さやえんどう | | | | | | | 162.60 | 104,024 | 640 | | | | |
| | 実えんどう | | | | | | | 787.00 | 398,063 | 506 | | | | |
| | そら豆 | 55.00 | 3,927 | 71 | | | | 309.00 | 56,996 | 184 | | | | |
| | 枝豆 | 5,644.40 | 2,625,298 | 465 | | | | 34.50 | 12,318 | 357 | | | | |
| | その他豆類 | | | | | | | 80.19 | 41,335 | 515 | | | | |
| 土物類 | 里芋 | 345.00 | 57,396 | 166 | | | | 593.00 | 94,914 | 160 | | | | |
| | 玉甘藷 | | | | | | | 8,240.00 | 390,609 | 47 | | | | |
| | 馬鈴薯 | 60.00 | 3,339 | 56 | | | | 20.00 | 1,786 | 89 | | | | |
| | メークイン | 14.00 | 423 | 30 | | | | 20.00 | 2,321 | 116 | | | | |
| | 長芋 | | | | | | | | | | | | | |
| | らっきょう | | | | | | | 178.00 | 580,388 | 3,261 | | | | |
| | にんにく | 52.60 | 38,221 | 727 | | | | 188.00 | 19,741 | 105 | | | | |
| | 生薑 | | | | | | | 563.60 | 164,234 | 291 | | | | |
| | アーリーレッド | 45.00 | 4,536 | 101 | | | | | | | | | | |
| | 草類 | 松茸 | | | | | | | 15,541.30 | 8,789,159 | 566 | | | |
| 椎茸 | | | | | | | | | | | | | | |
| えのめ | | | | | | | | 195,619.50 | 113,493,990 | 580 | | | | |
| なめこ | | | | | | | | | | | | | | |
| マッシュルーム | | | | | | | | | | | | | | |
| 香辛料類 | | 貝割れ菜 | 2.00 | 5,670 | 2,835 | | | | | | | | | |
| | | 大葉 | | | | | | | 1,259.22 | 1,128,465 | 896 | | | |
| | | 香菜 | | | | | | | | | | | | |
| | | ハーブ類 | | | | | | | 6.66 | 6,715 | 1,008 | | | |
| | | その他香辛野菜 | 13,898.20 | 260,864 | 19 | 54.60 | 76,283 | 1,397 | 316.90 | 499,152 | 1,575 | | | |
| | 大梅 | | | | | | | 80,131.50 | 13,994,558 | 175 | | | | |
| | 小梅 | | | | | | | 25,426.00 | 6,084,222 | 239 | | | | |
| | カボチャ | | | | | | | 285.00 | 4,003 | 14 | 20.00 | 3,990 | 200 | |
| | ゆず | | | | 24.00 | 756 | 32 | 20,172.00 | 5,790,310 | 287 | | | | |
| | その他 | | | | | | | 1,056.00 | 1,390,724 | 1,317 | | | | |
| 合計 | 野菜加工品 | | | | | | | 6,717.20 | 4,219,109 | 628 | | | | |
| | その他野菜 | 157,422.90 | 13,504,843 | 86 | 1,670.00 | 277,820 | 166 | 190,470.10 | 109,692,161 | 576 | | | | |
| | 計 | 1,666,361.24 | 284,497,687 | 171 | 1,060,472.24 | 307,422,347 | 290 | 893,178.21 | 385,503,715 | 432 | 13,807.90 | 1,964,411 | 142 | |

野菜の品目別・産地別取扱高表（県内）

| 分類 | 産地 品目 | 大川市 | | | 柳川市 | | | 三潞地区 | | | みやま市 | | | |
|---------|----------|-----------|------------|-----------|------------|-------------|-----------|--------------|-------------|------------|--------------|-------------|-----------|-----|
| | | 数量(kg) | 金額 | 平均@ | 数量(kg) | 金額 | 平均@ | 数量(kg) | 金額 | 平均@ | 数量(kg) | 金額 | 平均@ | |
| 根菜類 | 根かぶ | | | | | | | | | | | | | |
| | 人参 | | | | | | | | | | | | | |
| | ごぼう | 592.00 | 217,753 | 368 | | | | | | | 3,427.00 | 1,160,579 | 339 | |
| 葉菜類 | たけのこ | | | | | | | | | | 1,546.55 | 972,877 | 629 | |
| | ゆで | | | | | | | | | | 527,833.00 | 41,413,618 | 78 | |
| | 白菜 | | | | | | | | | | | | | |
| | キャベツ | | | | | | | | | | | | | |
| | グリーンポウル | | | | | | | | | | | | | |
| | 春菊 | | | | 2,455.20 | 800,735 | 326 | | | | 635.34 | 124,386 | 196 | |
| | ほうれん草 | | | | 9.00 | 1,197 | 133 | 131,944.60 | 104,999,511 | 796 | | | | |
| | 青分葱 | | | | | | | | | | | | | |
| | 白分葱 | | | | | | | | | | | | | |
| | ふき | | | | | | | | | | | | | |
| 茎菜類 | つみじ | | | | | | | | | | | | | |
| | みら | | | | 1,630.00 | 748,290 | 459 | | | | | | | |
| | にら | | | | 66,524.00 | 13,801,061 | 207 | | | | 11,152.50 | 657,740 | 59 | |
| | レタ | | | | | | | | | | | | | |
| | サニーレタス | | | | | | | 124.00 | 19,740 | 159 | | | | |
| | グリーンリーフ | | | | | | | 130.00 | 16,380 | 126 | | | | |
| | セルリー | | | | | | | 24.00 | 3,675 | 153 | 315,906.00 | 80,957,485 | 256 | |
| | カリフラワー | | | | | | | | | | | | | |
| | ブロッコリー | | | | 2,712.00 | 902,570 | 333 | | | | 95.00 | 15,729 | 166 | |
| | アスパラ | | | | 66,233.10 | 63,174,603 | 954 | 66,272.40 | 70,526,011 | 1,064 | 348.60 | 116,407 | 334 | |
| 果菜類 | パセリ | | | | | | | | | | | | | |
| | チンゲンサイ | | | | | | | | | | | | | |
| | かつお菜 | | | | | | | | | | | | | |
| | サラダ菜 | | | | | | | | | | | | | |
| | その他葉菜類 | | | | 820.80 | 470,153 | 573 | 149.40 | 64,932 | 435 | | | | |
| | 茄子 | | | | 358,479.70 | 124,347,189 | 347 | 200.00 | 48,300 | 242 | 1,999,550.20 | 598,618,830 | 299 | |
| | トマト | | | | 307,687.00 | 104,805,884 | 341 | 2,524.00 | 447,859 | 177 | 21,306.20 | 3,541,351 | 166 | |
| | きゅうり | | | | 564.00 | 162,858 | 289 | | | | 69,465.90 | 14,897,054 | 214 | |
| | 南瓜 | | | | 170.00 | 26,880 | 158 | | | | | | | |
| | 果物類 | 白瓜 | | | | | | | | | | 14,160.00 | 1,644,174 | 116 |
| ピーマン | | | | | | | | | | | | | | |
| ししとう | | | | | | | | | | | | | | |
| オクラ | | 14,091.30 | 8,768,248 | 622 | 22,100.60 | 16,027,255 | 725 | 12.00 | 6,342 | 528 | 2,151.00 | 1,288,619 | 599 | |
| とうもろこし | | | | | 4,071.50 | 940,572 | 231 | 6,392.00 | 1,290,064 | 202 | 1,187.50 | 452,433 | 381 | |
| 米ナス | | | | | | | | | | | | | | |
| ペテトマト | | 498.00 | 441,852 | 887 | | | | 13.00 | 4,778 | 368 | 14,765.35 | 8,078,430 | 547 | |
| いんげん | | | | | | | | | | | | | | |
| さやえんどう | | | | | 29.80 | 13,763 | 462 | | | | 8.00 | 4,116 | 514 | |
| 豆類 | | さやえんどう | 2,185.00 | 869,793 | 398 | 6,792.90 | 3,469,271 | 511 | | | | 391.79 | 239,969 | 612 |
| | そら豆 | 100.00 | 29,107 | 291 | | | | | | | 1,399.15 | 461,167 | 330 | |
| | 枝豆 | | | | | | | | | | 291.30 | 52,583 | 181 | |
| | その他豆類 | | | | | | | | | | | | | |
| | 土物類 | 里芋 | | | | | | | 451,616.00 | 35,127,041 | 78 | 2,950.00 | 140,725 | 48 |
| | | 玉ねぎ | | | | | | | | | | | | |
| | | 甘藷 | | | | | | | | | | | | |
| | | 馬鈴薯 | | | | | | | | | | | | |
| | | メークイ | | | | | | | | | | | | |
| | | 長芋 | | | | | | | | | | | | |
| 山の芋 | | | | | | | | | | | | | | |
| らっきょう | | | | | | | | | | | | | | |
| にんにく | | | | | | | | | | | | | | |
| 生薑 | | | | | | | | | | | | | | |
| 茸類 | アーリーレッド | | | | | | | | | | | | | |
| | 松茸 | 13,198.50 | 9,325,095 | 707 | | | | 6,242.00 | 4,509,639 | 722 | | | | |
| | 椎茸 | | | | | | | 720,960.76 | 187,118,618 | 260 | | | | |
| | えのめ | | | | 4.00 | 840 | 210 | 1,178,270.30 | 452,049,031 | 384 | | | | |
| | しなめ | | | | | | | | | | | | | |
| | マッシュルーム | 10,082.20 | 10,059,491 | 998 | 5.00 | 3,675 | 735 | | | | | | | |
| | 香辛様物類 | 貝割れ | | | | | | | | | | | | |
| | | 大葉 | | | | | | | | | | | | |
| | | 妙葉 | | | | | | | | | | | | |
| | | のり | 3,073.45 | 1,292,309 | 420 | 300.00 | 126,000 | 420 | | | | | | |
| ハーブ類 | | | | | | | | | | | | | | |
| その他香辛野菜 | | | | | | | | 8,110.00 | 949,297 | 117 | | | | |
| 梅干 | | | | | | | | | | | 114.00 | 30,697 | 269 | |
| 小カボチャ | | | | | | | | | | | | | | |
| ゆず | | | | | | | | | | | | | | |
| その他 | | 野菜加工品 | | | | | | | | | | 1,624.00 | 132,697 | 82 |
| | 野菜 | | | | | | | | | | | | | |
| | その他野菜 | | | | 1,350.80 | 1,454,305 | 1,077 | 1,330.60 | 742,710 | 558 | | | | |
| | 合計 | 43,820.45 | 31,003,648 | 708 | 841,939.40 | 331,277,101 | 393 | 2,574,315.06 | 857,923,928 | 333 | 2,990,308.38 | 755,001,666 | 252 | |
| | 鶏卵 | | | | | | | | | | | | | |

野菜の品目別・産地別取扱高表（県内）

| 分類 | 産地 品目 | 大牟田市 | | | 三池地区 | | | 遠賀郡 | | | 直方市 | | | 鞍手地区 | | |
|-------|------------|-------------|-------------|------------|------------|------------|------------|------------|------------|-----------|-----------|-----------|------------|------------|------------|-------|
| | | 数量(kg) | 金額 | 平均@ | 数量(kg) | 金額 | 平均@ | 数量(kg) | 金額 | 平均@ | 数量(kg) | 金額 | 平均@ | 数量(kg) | 金額 | 平均@ |
| 根菜類 | 根かぶ | | | | | | | | | | | | | 118.00 | 6,080 | 52 |
| | 人参 | | | | | | | | | | | | | 1,911.50 | 64,654 | 34 |
| | ごぼう | | | | | | | | | | | | | | | |
| 葉菜類 | たけのこ | | | | | | | | | | | | | 496.00 | 164,842 | 332 |
| | ゆでたけのこ | | | | | | | | | | | | | 6,452.39 | 5,048,649 | 782 |
| | 白菜 | | | | | | | 34,410.00 | 2,377,846 | 69 | | | | 1,507.80 | 114,465 | 76 |
| | キャベツ | | | | 2,440.00 | 227,850 | 93 | 233,520.00 | 22,061,996 | 94 | | | | | | |
| | グリーンポウル | | | | | | | 4,508.00 | 374,003 | 83 | | | | | | |
| | 春菊 | | | | | | | | | | | | | 27.00 | 7,488 | 277 |
| | ほうれん草 | | | | 235.00 | 141,225 | 601 | | | | 5,304.00 | 2,772,546 | 523 | | | |
| | 青葱 | | | | | | | | | | | | | 4,461.00 | 4,516,188 | 1,012 |
| | 白葱 | | | | | | | | | | | | | | | |
| | ふつま | | | | | | | | 17,693.00 | 4,219,327 | 238 | | | | 30.00 | 2,961 |
| 菜類 | みづな | | | | | | | | | | | | | | | |
| | レタ | | | | | | | | | | | | 270.00 | 96,553 | 358 | |
| | サニーレタス | | | | | | | | | | | | | | | |
| | グリーンリーフ | | | | | | | | | | | | | | | |
| | セルリー | | | | | | | 950.00 | 271,551 | 286 | | | | | | |
| | カリフラワー | | | | | | | | | | | | | | | |
| | ブロッコリー | | | | | | | 102.00 | 14,994 | 147 | | | | | | |
| | アスパラ | | | | 38,307.50 | 40,315,198 | 1,052 | | | | 70.00 | 122,011 | 1,743 | | | |
| | パセリ | | | | | | | | | | | | | | | |
| | チンゲンサイ | | | | | | | | | | | | | | | |
| 果菜類 | かつお菜 | | | | | | | | | | | | | 1,903.60 | 260,856 | 137 |
| | サラダ菜 | | | | | | | | | | | | | | | |
| | その他葉菜類 | | | | 25.00 | 13,125 | 525 | 25.00 | 8,925 | 357 | 6,942.00 | 2,851,443 | 411 | 4,434.10 | 818,773 | 185 |
| | 茄子 | | | | | | | | | | 180.00 | 46,296 | 257 | 43,735.10 | 11,388,509 | 260 |
| | 茄 | | | | 61,847.20 | 16,308,573 | 264 | | | | 11,560.00 | 3,373,480 | 292 | | | |
| | トマ | | | | | | | | | | | | | 75,935.00 | 16,363,365 | 215 |
| | きゅうり | | | | | | | | | | | | | 190.00 | 20,150 | 106 |
| | 南瓜 | | | | | | | 1,000.00 | 122,864 | 123 | | | | | | |
| | 白瓜 | | | | | | | | | | | | | | | |
| | ピーマン | 379.25 | 97,628 | 257 | | | | | | | | | | | | |
| 豆類 | ししとう | | | | | | | | | | | | | 93.05 | 65,830 | 707 |
| | オクラ | | | | | | | | | | | | | 32.50 | 30,627 | 942 |
| | とうもろこし | | | | | | | | | | | | | | | |
| | 米ナス | | | | | | | | | | | | | | | |
| | ペテト | | | | 15,567.20 | 10,585,344 | 680 | | | | | | | 354.00 | 149,329 | 422 |
| | マ | | | | | | | | | | | | | 409.76 | 392,556 | 958 |
| | いんげん | | | | | | | | | | | | | | | |
| | きぬさや | | | | | | | | | | | | | | | |
| | さやえんどう | | | | | | | | | | | | | | | |
| | 実えんどう | | | | | | | | | | | | | | | |
| 土物類 | そら豆 | | | | | | | | | | | | | | | |
| | 枝豆 | | | | | | | | | | | | | | | |
| | その他豆類 | | | | | | | | | | | | | | | |
| | 里芋 | | | | | | | | | | | | | | | |
| | 玉葱 | | | | | | | | | | | | | | | |
| | 甘藷 | | | | | | | | | | | | | | | |
| | 馬鈴薯 | | | | | | | | | | | | | | | |
| | メークイ | | | | | | | | | | | | | | | |
| | 長芋 | | | | | | | | | | | | | | | |
| | 山の芋 | | | | | | | | | | | | | | | |
| 茸類 | らっきょう | | | | | | | | | | | | | | | |
| | んにく | | | | | | | | | | | | | | | |
| | 生姜 | | | | | | | | | | | | | | | |
| | アーリーレッド | | | | | | | | | | | | | | | |
| | 松茸 | | | | | | | | | | | | | | | |
| | 椎茸 | 366,832.90 | 108,866,112 | 297 | | | | | | | | | | | | |
| | えのめ | | | | | | | | | | | | | | | |
| | しなめ | | | | | | | | | | | | | | | |
| | なめこ | | | | | | | | | | | | | | | |
| | マッシュルーム | | | | | | | | | | | | | | | |
| 香辛棟物類 | 貝わ | | | | | | | 151,661.35 | 40,381,720 | 266 | | | | 5.12 | 3,834 | 749 |
| | 大葉 | | | | | | | | | | | | | 115.60 | 113,321 | 980 |
| | 妙菜 | | | | 1.50 | 1,890 | 1,260 | | | | 1.00 | 2,100 | 2,100 | 119.20 | 53,594 | 450 |
| | のり | | | | | | | 3,418.30 | 2,888,438 | 845 | | | | 51.05 | 57,717 | 1,131 |
| | ハクサイ | | | | | | | | | | | | | 6.55 | 4,200 | 641 |
| | その他香辛野菜 | | | | | | | 19,991.70 | 10,519,918 | 526 | | | | 12.00 | 1,525 | 127 |
| | 大根 | | | | | | | | | | | | | | | |
| | 小根 | | | | | | | | | | | | | | | |
| | カボチャ | 1.00 | 3,150 | 3,150 | 810.00 | 189,630 | 234 | | | | | | | 2.00 | 420 | 210 |
| | その他 | ゆず | | | | | | | | | | | | | | |
| 野菜加工品 | | | | | | | | | | | | | | | | |
| その他野菜 | | 21.00 | 7,750 | 369 | 30.00 | 9,450 | 315 | 6,490.00 | 195,511 | 30 | | | | 28,553.50 | 3,985,754 | 140 |
| 合計 | 367,234.15 | 108,974,640 | 297 | 119,263.40 | 67,792,285 | 568 | 473,769.35 | 83,437,093 | 176 | 24,327.00 | 9,264,429 | 381 | 208,107.82 | 53,699,029 | 258 | |
| 卵 | | | | | | | | | | | | | 67,097.80 | 21,065,994 | 314 | |

野菜の品目別・産地別取扱高表（県内）

| 分類 | 品目 | 産地 | 飯塚市 | | | 嘉穂地区 | | | 田川地区 | | | 京都郡 | | |
|---------|---------|---------|-----------|------------|-----|------------|------------|-----|------------|------------|--------|--------|--------|-----|
| | | | 数量(kg) | 金額 | 平均@ | 数量(kg) | 金額 | 平均@ | 数量(kg) | 金額 | 平均@ | 数量(kg) | 金額 | 平均@ |
| 根菜類 | 大根 | 根 | 1,817.00 | 119,131 | 66 | | | | | | | | | |
| | 人参 | 参 | | | | | | | | | | | | |
| | ごぼう | ごぼう | 350.00 | 182,490 | 521 | 145,751.00 | 20,692,255 | 142 | | | | | | |
| 葉菜類 | たけのこ | たけのこ | 261.00 | 159,539 | 611 | | | | | | | | | |
| | 白キヤベツ | 白キヤベツ | 7,420.00 | 886,933 | 120 | 4,192.00 | 371,049 | 89 | 4,860.00 | 257,407 | 53 | | | |
| | グリーンポウル | グリーンポウル | | | | | | | 27,960.00 | 2,008,159 | 72 | | | |
| | 春ほうれん草 | 春ほうれん草 | 20.00 | 9,282 | 464 | | | | 39.00 | 28,140 | 722 | | | |
| | 青葱 | 青葱 | | | | | | | | | | | | |
| | 白葱 | 白葱 | 3.00 | 956 | 319 | | | | | | | 96.00 | 18,795 | 196 |
| | きわばら | きわばら | | | | 32,354.00 | 6,858,628 | 212 | | | | | | |
| | みつば | みつば | | | | 10.00 | 3,150 | 315 | | | | | | |
| | レタ | レタ | 260.00 | 5,460 | 21 | | | | | | | | | |
| | 菜類 | サニーレタス | サニーレタス | | | | | | | 68.00 | 37,485 | 551 | | |
| グリーンリーフ | | グリーンリーフ | | | | | | | 48.00 | 22,313 | 465 | | | |
| セルリー | | セルリー | | | | | | | | | | | | |
| カリフラワー | | カリフラワー | | | | | | | | | | | | |
| フロッコリー | | フロッコリー | 5.00 | 1,092 | 218 | 28,644.00 | 10,657,586 | 372 | 180.00 | 92,400 | 513 | | | |
| アスパラ | | アスパラ | | | | 120.00 | 112,088 | 934 | 7,682.40 | 8,761,042 | 1,140 | | | |
| パセリ | | パセリ | | | | | | | | | | | | |
| チンゲンサイ | | チンゲンサイ | | | | | | | | | | | | |
| かつお菜 | | かつお菜 | | | | 965.00 | 466,476 | 483 | | | | | | |
| サラダ | | サラダ | | | | 2,456.00 | 381,821 | 155 | | | | | | |
| 果菜類 | その他葉菜類 | その他葉菜類 | 1,824.00 | 165,365 | 91 | 2,456.00 | 381,821 | 155 | 45,668.00 | 11,891,061 | 260 | | | |
| | 茄子 | 茄子 | | | | | | | 13,145.00 | 3,692,326 | 281 | | | |
| | トマト | トマト | | | | | | | 3,207.50 | 2,310,938 | 720 | | | |
| | きゅうり | きゅうり | 7,115.60 | 1,403,921 | 197 | 96,700.00 | 18,616,737 | 193 | | | | | | |
| | 南瓜 | 南瓜 | 314.00 | 40,581 | 129 | | | | | | | | | |
| | 白瓜 | 白瓜 | | | | | | | | | | | | |
| | ピーマン | ピーマン | | | | | | | | | | | | |
| | ししとう | ししとう | | | | | | | | | | | | |
| | オクラ | オクラ | | | | 3,756.00 | 2,371,488 | 631 | | | | | | |
| | とうもろこし | とうもろこし | | | | | | | | | | | | |
| 豆類 | 米ナス | 米ナス | | | | | | | | | | | | |
| | ベテト | ベテト | 3,792.00 | 776,412 | 205 | | | | 2,395.80 | 1,620,943 | 677 | | | |
| | マト | マト | | | | | | | | | | | | |
| 土物類 | いんげん | いんげん | | | | | | | | | | | | |
| | きぬさや | きぬさや | | | | | | | | | | | | |
| | えんどう | えんどう | | | | | | | | | | | | |
| | 寒えんどう | 寒えんどう | | | | | | | | | | | | |
| | そら豆 | そら豆 | | | | 216.00 | 139,461 | 646 | | | | | | |
| | 枝豆 | 枝豆 | | | | | | | | | | | | |
| | その他豆類 | その他豆類 | | | | | | | | | | | | |
| | 里芋 | 里芋 | 2,057.00 | 203,801 | 99 | | | | | | | | | |
| | 甘藷 | 甘藷 | | | | | | | | | | | | |
| | 馬鈴薯 | 馬鈴薯 | | | | | | | | | | | | |
| 茸類 | メークイン | メークイン | | | | | | | | | | | | |
| | 長山 | 長山 | | | | | | | | | | | | |
| | らっきょう | らっきょう | | | | | | | | | | | | |
| | にんにく | にんにく | | | | | | | | | | | | |
| | 生姜 | 生姜 | | | | | | | | | | | | |
| | アーリーレッド | アーリーレッド | | | | | | | | | | | | |
| | 松茸 | 松茸 | | | | | | | 9,170.22 | 7,358,531 | 802 | | | |
| | えしのめ | えしのめ | | | | | | | | | | | | |
| | なめこ | なめこ | | | | | | | | | | | | |
| | マッシュルーム | マッシュルーム | | | | | | | | | | | | |
| 香辛料類 | 貝割れ | 貝割れ | | | | | | | | | | | | |
| | 大葉 | 大葉 | | | | | | | | | | | | |
| | 妙菜 | 妙菜 | | | | | | | | | | | | |
| | ハーブ | ハーブ | | | | | | | | | | | | |
| | その他香辛野菜 | その他香辛野菜 | 7.50 | 6,300 | 840 | | | | | | | | | |
| | 大梅 | 大梅 | | | | 15,010.00 | 2,600,263 | 173 | | | | | | |
| | 小梅 | 小梅 | | | | | | | | | | | | |
| | 力ボス | 力ボス | | | | | | | | | | | | |
| | ゆず | ゆず | | | | | | | | | | | | |
| | その他野菜 | その他野菜 | 27,045.50 | 7,257,927 | 268 | 30,097.00 | 7,576,929 | 252 | | | | | | |
| その他 | 加工品 | 加工品 | | | | | | | 55.00 | 55,860 | 1,016 | | | |
| | 計 | 計 | 52,291.60 | 11,219,190 | 215 | 360,271.00 | 70,847,931 | 197 | 114,478.92 | 38,136,605 | 333 | 96.00 | 18,795 | 196 |

野菜の品目別・産地別取扱高表（県内）

| 分類 | 品目 | 産地 | 行橋市 | | | 北九州市 | | | 合計 | | |
|---------|---------|-----------|-----------|-----------|--------------|-------------|------------|---------------|---------------|-------------|-------|
| | | | 数量(kg) | 金額 | 平均@ | 数量(kg) | 金額 | 平均@ | 数量(kg) | 金額 | 平均@ |
| 根菜類 | 大かぶ | 根 | | | | 50.00 | 4,463 | 89 | 6,351,449.60 | 332,142,130 | 52 |
| | 人参 | 参 | | | | | | | 767,558.07 | 62,000,928 | 81 |
| | ごぼう | 参 | | | | 640.00 | 165,113 | 258 | 105,368.00 | 20,098,552 | 191 |
| | れんこん | 参 | | | | | | | 23,605.40 | 13,035,023 | 552 |
| | たけのこ | 筍 | | | | | | | 3,721.00 | 957,792 | 257 |
| 葉菜類 | 白キヤベツ | 菜 | 92,390.00 | 6,072,679 | 66 | | | | 755,301.30 | 40,269,325 | 53 |
| | グリーンポウル | 菜 | | | | 896,840.00 | 73,748,202 | 82 | 6,538,869.90 | 508,419,656 | 78 |
| | 春ほうれん草 | 菜 | | | | | | | 36,288.00 | 2,465,500 | 68 |
| | 青分 | 葱 | | | | | | | 553,895.35 | 280,537,184 | 506 |
| | 白ふ | 葱 | 2,360.00 | 476,833 | 202 | | | | 909,415.42 | 361,656,876 | 398 |
| | みづな | 葱 | | | | | | | 895,856.88 | 634,264,538 | 708 |
| | レタ | 葱 | | | | | | | 2,078.25 | 458,406 | 221 |
| | サニーレタス | 葱 | | | | | | | 141,690.70 | 32,517,437 | 229 |
| | グリーンリーフ | 葱 | | | | | | | 88,431.70 | 20,108,761 | 227 |
| | セルリー | 葱 | | | | | | | 257.52 | 121,838 | 473 |
| | カリフラワー | 葱 | | | | | | | 104,251.65 | 52,540,635 | 504 |
| | ブロッコリー | 葱 | | | | | | | 120,264.50 | 40,720,436 | 339 |
| | アスパラ | 葱 | | | | | | | 1,661,185.00 | 259,896,174 | 156 |
| | パセリ | 葱 | | | | | | | 570,522.50 | 151,260,849 | 265 |
| | チンゲンサイ | 葱 | | | | | | | 478,623.50 | 128,019,930 | 267 |
| | かつお菜 | 葱 | | | | | | | 321,208.80 | 81,982,942 | 255 |
| | サラダ菜 | 葱 | | | | | | | 203,318.35 | 30,641,594 | 151 |
| | その他葉菜類 | 葱 | | | | 300.00 | 103,950 | 346 | 1,312,024.11 | 372,161,528 | 284 |
| | 茄子 | 葱 | | | | | | | 229,094.00 | 236,436,275 | 1,032 |
| | トマト | 葱 | | | | | | | 43,617.16 | 42,551,465 | 976 |
| | きゅうり | 葱 | | | | | | | 121,861.00 | 33,551,196 | 275 |
| | 南白瓜 | 葱 | | | | | | | 114,190.86 | 31,251,609 | 274 |
| | ピーマン | 葱 | | | | | | | 99,955.70 | 64,397,535 | 644 |
| | ピーナツ | 葱 | | | | | | | 1,779,907.37 | 625,410,635 | 351 |
| | とうもろこし | 葱 | | | | | | | 2,975,290.89 | 887,766,801 | 298 |
| | 米ナス | 葱 | | | | | | | 2,763,879.54 | 917,840,565 | 332 |
| | ベテトマト | 葱 | | | | 12,945.80 | 6,413,105 | 495 | 3,409,155.60 | 810,716,891 | 238 |
| | いんげん | 瓜 | | | | | | | 106,023.50 | 9,446,777 | 89 |
| | きぬさや | 瓜 | | | | | | | 114,808.50 | 7,565,330 | 66 |
| | きんぎょ | 瓜 | | | | | | | 3,222.10 | 902,516 | 280 |
| えんどう | 瓜 | | | | | | | 6,634.52 | 4,779,788 | 720 | |
| えんどう | 瓜 | | | | | | | 64,389.70 | 41,347,730 | 642 | |
| そら豆 | 瓜 | | | | | | | 29,119.50 | 5,254,394 | 180 | |
| 枝豆 | 瓜 | | | | | | | 2,991.60 | 881,419 | 295 | |
| その他豆類 | 瓜 | | | | | | | 166,158.19 | 118,026,799 | 710 | |
| 里芋 | 芋 | | | | | | | 28,003.59 | 17,113,479 | 611 | |
| 玉葱 | 芋 | | | | | | | 939.29 | 593,521 | 632 | |
| 甘藷 | 芋 | | | | | | | 4,292.91 | 2,784,819 | 649 | |
| 馬鈴薯 | 芋 | | | | | | | 15,890.58 | 7,227,244 | 455 | |
| メイメイ | 芋 | | | | | | | 12,241.40 | 2,093,945 | 171 | |
| 長芋 | 芋 | | | | | | | 48,629.00 | 22,795,060 | 469 | |
| らっきょう | 芋 | | | | | | | 11,356.89 | 4,419,556 | 389 | |
| にんにく | 芋 | | | | | | | 45,517.90 | 7,452,936 | 164 | |
| 生姜 | 芋 | | | | | | | 688,073.20 | 52,521,418 | 76 | |
| アーリーレッド | 芋 | | | | | | | 5,118.70 | 486,385 | 95 | |
| 松茸 | 茸 | | | | | | | 14,566.40 | 973,448 | 67 | |
| 生椎茸 | 茸 | | | | | | | 14,524.00 | 1,656,372 | 114 | |
| えのめ | 茸 | | | | | | | | | | |
| しめじ | 茸 | | | | | | | | | | |
| なめこ | 茸 | | | | | | | | | | |
| マッシュルーム | 茸 | | | | | | | 10,090.62 | 10,073,225 | 998 | |
| 貝割れ | 菜 | | | | | | | 341,552.18 | 92,778,092 | 272 | |
| 大葉 | 菜 | | | | | | | 2,979.61 | 6,132,926 | 2,058 | |
| ハニー | 菜 | | | | | | | 2,317.45 | 2,101,273 | 907 | |
| その他香辛野菜 | 菜 | | | | | | | 51,171.73 | 41,827,770 | 817 | |
| 大梅 | 菜 | | | | | | | 12,330.60 | 19,787,074 | 1,605 | |
| 小梅 | 菜 | | | | | | | 238,615.34 | 190,670,502 | 799 | |
| カボチャ | 菜 | | | | | | | 117,521.80 | 19,023,821 | 162 | |
| ゆず | 菜 | | | | | | | 28,816.30 | 6,784,078 | 235 | |
| もやし | 菜 | | | | | | | 1,771.00 | 238,066 | 134 | |
| 筍 | 菜 | | | | | | | 24,395.90 | 6,272,327 | 257 | |
| 野菜加工品 | 菜 | | | | 3,372.30 | 4,087,383 | 1,212 | 4,472.10 | 5,517,850 | 1,234 | |
| その他野菜 | 菜 | | | | 139.50 | 164,766 | 1,181 | 387,630.28 | 50,338,504 | 130 | |
| 合計 | | 94,750.00 | 6,549,512 | 69 | 1,215,808.90 | 146,857,513 | 121 | 39,920,284.11 | 9,080,818,060 | 227 | |
| 鶏卵 | | | | | | | | 419,168.74 | 107,992,805 | 258 | |

野菜の品目別・産地別取扱高表（都道府県別及び国外）

| 分類 | 産地 | 北海道 | | | 青森県 | | | 岩手県 | | | 宮城県 | | |
|-----|---------|---------------|---------------|-------|--------------|-------------|-------|------------|------------|--------|----------|-----------|--------|
| | | 数量(kg) | 金額 | 平均@ | 数量(kg) | 金額 | 平均@ | 数量(kg) | 金額 | 平均@ | 数量(kg) | 金額 | 平均@ |
| 根菜類 | 大根 | 2,287,754.00 | 227,048,564 | 99 | 702,003.00 | 76,912,698 | 110 | 800.00 | 119,700 | 150 | | | |
| | かぶ | 3,060.00 | 407,873 | 133 | 4,088.00 | 1,512,891 | 370 | | | | | | |
| | 人参 | 3,073,740.80 | 447,271,705 | 146 | 879,960.00 | 120,432,433 | 137 | | | | | | |
| | ごぼう | 94,015.60 | 16,978,636 | 181 | 632,689.50 | 127,891,969 | 202 | | | | | | |
| 葉菜類 | れんこん | | | | | | | | | | | | |
| | たけのこ | | | | | | | | | | | | |
| | ゆでたけのこ | | | | | | | | | | | | |
| | 白菜 | 282,690.00 | 24,944,782 | 88 | 15,168.00 | 1,354,964 | 89 | | | | | | |
| | キャベツ | 106,746.00 | 9,260,700 | 87 | 37,080.00 | 3,852,715 | 104 | 71,870.00 | 7,468,800 | 104 | | | |
| | グリーンポウル | 15,370.00 | 1,874,904 | 122 | | | | | | | | | |
| | 春菊 | | | | 6.00 | 2,100 | 350 | | | | 6.00 | 6,300 | 1,050 |
| | ほうれん草 | 21,967.80 | 23,726,263 | 1,080 | 5,195.00 | 4,406,209 | 848 | 1,376.25 | 1,561,515 | 1,135 | | | |
| | 青葱 | | | | | | | | | | | | |
| | 白葱 | 194,835.00 | 74,152,124 | 381 | 16,654.00 | 7,051,535 | 423 | 2,925.00 | 1,306,674 | 447 | | | |
| 茎菜類 | ふじ | | | | | | | | | | | | |
| | みつば | 35.00 | 61,950 | 1,770 | 10.00 | 10,500 | 1,050 | 205.40 | 51,282 | 250 | | | |
| | にら | 2,700.00 | 1,810,730 | 671 | | | | | | | | | |
| | レタ | 1,800.00 | 348,298 | 193 | 1,375.00 | 136,661 | 99 | 3,435.00 | 515,061 | 150 | | | |
| | サニーレタス | 200.00 | 96,600 | 483 | | | | | | | | | |
| | グリーンリーフ | 724.00 | 344,034 | 475 | | | | | | | | | |
| | セルリー | 1,070.00 | 203,830 | 190 | | | | | | | | | |
| | カリフラワー | 110.00 | 75,915 | 690 | | | | | | | | | |
| | ブロッコリー | 124,167.00 | 64,953,540 | 523 | | | | | | | | | |
| | アスパラ | 444.00 | 492,283 | 1,109 | 40.50 | 31,343 | 774 | 30.40 | 60,995 | 2,006 | | | |
| 果菜類 | パセリ | 2,064.80 | 2,583,726 | 1,251 | | | | | | | | | |
| | チンゲンサイ | | | | | | | | | | | | |
| | かつお菜 | | | | | | | | | | | | |
| | サラダ菜 | 144.00 | 144,271 | 1,002 | | | | | | | | | |
| | その他葉菜類 | 3,509.20 | 3,140,104 | 895 | 96.00 | 30,903 | 322 | | | | 157.20 | 93,660 | 596 |
| | トマト | 198,432.75 | 88,664,021 | 447 | 145,376.10 | 61,675,957 | 424 | 4,940.00 | 2,292,528 | 464 | | | |
| | きゅうり | 34,162.00 | 13,565,136 | 397 | 26,215.00 | 8,623,865 | 329 | 14,005.00 | 6,060,452 | 433 | 3,186.80 | 1,797,010 | 564 |
| | 南瓜 | 1,960,568.00 | 255,759,406 | 130 | 19,070.00 | 2,569,540 | 135 | | | | 2,010.00 | 494,445 | 246 |
| | ピーマン | 1,196.00 | 489,573 | 409 | 26,911.75 | 9,083,280 | 338 | 7,802.00 | 3,376,606 | 433 | | | |
| | ししとう | | | | | | | | | | | | |
| 豆類 | オクラ | | | | | | | | | | | | |
| | とうもろこし | 348,986.90 | 65,154,243 | 187 | 5,885.00 | 1,040,912 | 177 | 2,800.00 | 81,576 | 29 | | | |
| | 米 | | | | 3.00 | 1,628 | 543 | | | | 50.00 | 28,088 | 562 |
| | ベテトマ | 109,413.60 | 96,321,756 | 880 | 9,448.10 | 7,897,112 | 836 | 28.80 | 19,656 | 682 | | | |
| | いんげん | 7,138.40 | 10,878,226 | 1,524 | 50.00 | 26,670 | 533 | 386.00 | 381,114 | 987 | | | |
| | きぬさや | 7,317.90 | 16,797,681 | 2,295 | 106.10 | 226,748 | 2,137 | 313.00 | 668,169 | 2,135 | | | |
| | さやえんどう | 2,353.30 | 4,081,112 | 1,734 | | | | | | | | | |
| | 実えんどう | 76.00 | 9,975 | 131 | | | | | | | | | |
| | そら豆 | 44.00 | 16,895 | 384 | 2,920.00 | 793,155 | 272 | | | | 32.00 | 8,400 | 262 |
| | 枝豆 | | | | 852.00 | 469,560 | 551 | 115.00 | 92,400 | 803 | | | |
| 土物類 | その他豆類 | 524.30 | 488,442 | 932 | | | | | | | | | |
| | 里芋 | | | | | | | | | | | | |
| | 玉葱 | 18,554,226.00 | 1,733,584,540 | 93 | | | | | | | | | |
| | 馬鈴薯 | 1,664,370.00 | 207,553,232 | 125 | 21,610.00 | 5,345,069 | 247 | | | | | | |
| | マークイ | 5,349,466.40 | 565,271,832 | 106 | 451,470.00 | 99,180,849 | 220 | | | | | | |
| | 長芋 | 2,538,124.00 | 851,107,096 | 335 | 832,767.80 | 278,975,129 | 335 | 1,400.00 | 354,795 | 253 | | | |
| | 山の芋 | | | | 60.00 | 23,102 | 385 | | | | | | |
| | らっきょう | | | | | | | | | | | | |
| | にんにく | | | | 66,565.70 | 82,053,339 | 1,233 | | | | | | |
| | 生姜 | | | | | | | | | | | | |
| 茸類 | アーリーレッド | 21,891.00 | 4,559,911 | 208 | | | | 200.00 | 27,300 | 136 | | | |
| | 松茸 | | | | | | | 91.24 | 2,779,298 | 30,461 | | | |
| | 椎茸 | 207.00 | 208,562 | 1,008 | 7.40 | 5,250 | 709 | 90.00 | 75,191 | 835 | | | |
| | えのめ | | | | | | | | | | | | |
| | しなめ | | | | 168.00 | 69,017 | 411 | 153.00 | 59,662 | 390 | 162.00 | 39,375 | 243 |
| | マッシュルーム | 291.38 | 636,006 | 2,183 | 39.00 | 22,523 | 578 | | | | | | |
| | マッシュルーム | | | | 3.00 | 2,310 | 770 | | | | | | |
| | 貝 | | | | | | | | | | | | |
| | 大妙菜 | | | | | | | | | | 120.40 | 152,777 | 1,269 |
| | のり | 177.00 | 372,750 | 2,106 | 0.25 | 525 | 2,100 | | | | 0.10 | 3,465 | 34,650 |
| その他 | その他香辛野菜 | 788.30 | 690,984 | 877 | 22.90 | 72,870 | 3,182 | 13.44 | 45,612 | 3,394 | | | |
| | 大豆 | | | | | | | | | | | | |
| | 小豆 | | | | | | | | | | | | |
| | カボス | | | | | | | | | | | | |
| | ゆず | 20.00 | 10,763 | 538 | | | | | | | | | |
| | もやし | | | | | | | | | | | | |
| | 野菜加工品 | 46,538.32 | 20,289,045 | 436 | 69.50 | 52,662 | 758 | | | | | | |
| | その他野菜 | 47,924.25 | 33,576,361 | 701 | 2,278.50 | 1,357,258 | 596 | 32.40 | 84,495 | 2,608 | 10.60 | 22,260 | 2,100 |
| | 合計 | 37,111,384.00 | 4,870,008,380 | 131 | 3,906,264.10 | 903,195,251 | 231 | 113,011.93 | 27,482,881 | 243 | 5,735.10 | 2,645,780 | 461 |

野菜の品目別・産地別取扱高表（都道府県別及び国外）

| 分類 | 品目 | 秋 田 県 | | | 山 形 県 | | | 福 島 県 | | | 茨 城 県 | | |
|---------|-----------|------------|-----------|----------|------------|-----------|----------|-----------|---------|--------------|-------------|------------|--------|
| | | 数 量(kg) | 金 額 | 平均@ | 数 量(kg) | 金 額 | 平均@ | 数 量(kg) | 金 額 | 平均@ | 数 量(kg) | 金 額 | 平均@ |
| 根菜類 | 大根 | | | | | | | | | | 12,909.00 | 856,764 | 66 |
| | 人参 | | | | | | | | | | 10.80 | 33,705 | 3,121 |
| | ごぼう | | | | | | | | | | 272,219.00 | 43,520,919 | 160 |
| 葉菜類 | れんこん | | | | | | | | | | | | |
| | たけのこ | | | | | | | | | | | | |
| | ゆでたけのこ | | | | | | | | | | | | |
| | 白菜 | | | | | | | | | | 432,183.50 | 26,136,376 | 60 |
| | キャベツ | | | | | | | | | | 32,250.00 | 3,696,921 | 115 |
| | グリーンポル | | | | | | | | | | 18,530.00 | 1,607,467 | 87 |
| | 春菊 | | | | | | | | | | | | |
| | ほうれん草 | | | | | | | | | | 66.00 | 119,385 | 1,809 |
| | 青葱 | | | | | | | | | | | | |
| | 白葱 | 10,485.00 | 3,742,978 | 357 | | | | | | | 6,850.00 | 2,645,583 | 386 |
| 茎菜類 | ふたつみ | | | | | | | | | | | | |
| | つばら | | | | 24.50 | 19,163 | 782 | | | | 69.20 | 86,856 | 1,255 |
| | らた | | | | 240.00 | 124,320 | 518 | | | | 668.00 | 490,014 | 734 |
| | レタ | | | | | | | | | | 164,934.00 | 27,576,761 | 167 |
| | サニーレタス | | | | | | | | | | 200.00 | 45,644 | 228 |
| | グリーンリーフ | | | | | | | | | | | | |
| | セルリー | | | | | | | | | | 38.50 | 82,635 | 2,146 |
| | カリフラワー | | | | | | | | | | | | |
| | ブロッコリー | | | | | | | | | | | | |
| | アスパラ | 730.00 | 972,932 | 1,333 | | | | 300.00 | 102,900 | 343 | 8.40 | 2,646 | 315 |
| 果菜類 | パセリ | | | | | | | | | | 300.00 | 761,355 | 2,538 |
| | チンゲンサイ | | | | | | | | | | 376.00 | 188,381 | 501 |
| | かつお菜 | | | | | | | | | | | | |
| | サラダ | | | | | | | | | | | | |
| | その他葉菜類 | | | | 95.00 | 50,505 | 532 | | | | 9,106.00 | 6,664,636 | 732 |
| | 茄子 | | | | 1.50 | 525 | 350 | | | | 28,031.00 | 10,828,099 | 386 |
| | トマト | | | | | | | | | | 74,732.00 | 26,821,290 | 359 |
| | きゅうり | 3,035.00 | 1,004,325 | 331 | 1,640.00 | 673,680 | 411 | 2,400.00 | 772,656 | 322 | 7,998.20 | 3,289,654 | 411 |
| | 南瓜 | | | | | | | 110.00 | 38,115 | 346 | 8,484.00 | 2,338,961 | 276 |
| | 白瓜 | | | | | | | | | | | | |
| 豆類 | ピーマン | | | | 40.00 | 13,388 | 335 | 225.00 | 129,675 | 576 | 5,041.00 | 2,356,365 | 467 |
| | ししとう | | | | 48.40 | 39,165 | 809 | | | | 18.00 | 44,416 | 2,468 |
| | オクラ | | | | | | | | | | | | |
| | とうもろこし | | | | | | | | | | 1,995.00 | 370,770 | 186 |
| | 米ナス | 97.50 | 42,630 | 437 | 910.00 | 264,653 | 291 | | | | 99.00 | 32,550 | 329 |
| | ベテト | 14.40 | 9,072 | 630 | 74.00 | 50,544 | 683 | | | | 804.10 | 432,117 | 537 |
| | いんげん | | | | | | | 36.00 | 68,355 | 1,899 | | | |
| | きぬさや | 6.00 | 14,805 | 2,468 | 5.00 | 10,500 | 2,100 | 224.00 | 265,073 | 1,183 | 4.50 | 7,245 | 1,610 |
| | さやえんどう | 15.00 | 26,985 | 1,799 | | | | | | | | | |
| | 実えんどう | | | | | | | 40.00 | 31,500 | 788 | | | |
| 土物類 | 枝豆 | 68.00 | 30,030 | 442 | | | | | | | 752.00 | 443,835 | 590 |
| | その他豆類 | 2,344.00 | 1,844,252 | 787 | 3,166.00 | 3,961,860 | 1,251 | | | | | | |
| | 里芋 | | | | | | | | | | 90.00 | 57,120 | 635 |
| | 玉葱 | | | | | | | | | | | | |
| | 甘藷 | | | | | | | | | | 1,230.00 | 169,808 | 138 |
| | 馬鈴薯 | | | | | | | | | | 3,640.00 | 786,294 | 216 |
| | メークイ | | | | | | | | | | 66,970.00 | 13,996,959 | 209 |
| | 長芋 | | | | 151.50 | 26,964 | 178 | | | | | | |
| | 山の芋 | 10.00 | 9,345 | 934 | | | | | | | | | |
| | らっきょう | | | | | | | | | | | | |
| 茸類 | にんにく | | | | | | | | | | | | |
| | 生姜 | | | | | | | | | | | | |
| | アーリーレッド | | | | | | | | | | | | |
| | 松茸 | | | | | | | | | | | | |
| | 椎茸 | | | | | | | | | | | | |
| | えのめ | | | | | | | | | | | | |
| | しなめ | 8.00 | 2,940 | 368 | 18.00 | 6,300 | 350 | | | | 7.20 | 3,150 | 438 |
| | マッシュルーム | | | | | | | | | | 3.12 | 3,392 | 1,087 |
| | その他 | | | | | | | | | | | | |
| | その他 | 貝 | | | | | | | | | | 2.00 | 3,150 |
| 大妙 | | 310.50 | 544,232 | 1,753 | | | | | | | 172.00 | 109,518 | 637 |
| 菜の花 | | | | | | | | | | | | | |
| ハーブ | | | | | | | | | | | 2.55 | -20,475 | -8,029 |
| その他香辛野菜 | | 523.07 | 1,053,421 | 2,014 | 866.32 | 1,694,278 | 1,956 | 0.40 | 210 | 525 | 244.06 | 521,461 | 2,137 |
| 大豆 | | | | | | | | | | | | | |
| 小梅 | | | | | | | | | | | | | |
| カボス | | | | | | | | | | | | | |
| ゆず | | | | | | | | | | | | | |
| 野菜加工品 | | | | | | | | | | | 248.50 | 304,633 | 1,226 |
| その他野菜 | 3,287.85 | 5,481,796 | 1,667 | 887.10 | 2,828,213 | 3,188 | 27.80 | 36,624 | 1,317 | 5,657.25 | 4,973,324 | 879 | |
| 合計 | 20,934.32 | 14,779,743 | 706 | 8,799.32 | 10,015,008 | 1,138 | 3,371.60 | 1,447,754 | 429 | 1,156,935.48 | 182,387,058 | 158 | |

野菜の品目別・産地別取扱高表（都道府県別及び国外）

| 分類 | 品目 | 栃木県 | | | 群馬県 | | | 埼玉県 | | | 千葉県 | | | |
|--------|---------|-----------|-----------|---------|--------------|-------------|-----------|----------|-----------|---------|-----------|------------|-----------|-----|
| | | 数量(kg) | 金額 | 平均@ | 数量(kg) | 金額 | 平均@ | 数量(kg) | 金額 | 平均@ | 数量(kg) | 金額 | 平均@ | |
| 根菜類 | 根 | | | | 1,340.00 | 126,441 | 94 | | | | 4,680.00 | 316,735 | 68 | |
| | 大か | | | | | | | | | | 470.00 | 349,609 | 744 | |
| | 人 | | | | | | | 3.00 | 11,025 | 3,675 | 3,226.60 | 606,324 | 188 | |
| | ごぼ | | | | | | | | | | 3,220.00 | 322,468 | 100 | |
| 葉菜類 | れんこん | | | | | | | | | | | | | |
| | たけのこ | | | | | | | | | | | | | |
| | ゆで | | | | | | | | | | | | | |
| | 白菜 | | | | 8,380.00 | 867,872 | 104 | | | | | | | |
| | キャベツ | | | | 6,735,330.00 | 689,911,102 | 102 | | | | 29,250.00 | 2,956,384 | 101 | |
| | グリーンボウル | 480.00 | 58,380 | 122 | 55,400.00 | 5,447,318 | 98 | | | | | | | |
| | 春菊 | 86.00 | 15,708 | 183 | | | | | | | | | | |
| | ほうれん草 | 629.00 | 879,222 | 1,398 | 26,689.10 | 24,767,645 | 928 | 200.00 | 8,043 | 40 | | | | |
| | 青葱 | | | | | | | | | | | | | |
| | 分葱 | | | | | | | | | | | | | |
| 茎菜類 | 白ふ | 2,500.00 | 647,223 | 259 | 7,232.00 | 3,410,019 | 472 | 350.00 | 174,300 | 498 | 530.00 | 84,613 | 160 | |
| | みつ | | | | | | | | | | | | | |
| | つみ | 7.50 | 17,325 | 2,310 | | | | 40.00 | 21,000 | 525 | 382.70 | 353,433 | 924 | |
| | にら | 180.50 | 158,550 | 878 | | | | | | | | | | |
| | レタ | | | | 61,160.00 | 8,088,282 | 132 | | | | | | | |
| | サニーレタス | | | | | | | | | | | | | |
| | グリーンリーフ | | | | | | | | | | | | | |
| | セルリー | | | | | | | | | | 33.50 | 63,840 | 1,906 | |
| | カリフラワー | | | | 1,970.00 | 674,481 | 342 | | | | | | | |
| | ブロッコリー | | | | | | | 48.00 | 22,680 | 472 | | | | |
| 葉類 | アスパラ | | | | | | | | | | | | | |
| | パセリ | | | | | | | | | | 958.60 | 1,765,211 | 1,841 | |
| | チンゲンサイ | | | | 948.00 | 387,263 | 409 | | | | | | | |
| | かつお菜 | | | | | | | | | | | | | |
| | サラダ菜 | | | | | | | | | | 24.00 | 26,355 | 1,098 | |
| | その他葉菜類 | 12.00 | 11,340 | 945 | 9,766.74 | 3,071,743 | 315 | 1,680.00 | 634,327 | 378 | 198.40 | 77,868 | 392 | |
| | 果菜類 | 茄子 | 245.00 | 89,629 | 366 | 400.00 | 123,900 | 310 | 5.00 | 3,150 | 630 | | | |
| | | トマト | 1,872.00 | 480,567 | 257 | 14,812.00 | 6,774,767 | 457 | 700.00 | 214,075 | 306 | 636.00 | 310,582 | 488 |
| | | きゅうり | 115.00 | 65,100 | 566 | 10,190.00 | 5,680,574 | 557 | | | | | | |
| | | 南瓜 | 2,010.00 | 457,592 | 228 | | | | | | | 227.00 | 143,136 | 631 |
| 白瓜 | | | | | | | | | | | | | | |
| ピーマン | | | | | | | | | | | 44.00 | 57,068 | 1,297 | |
| ししとう | | | | | | | | | | | 451.00 | 774,097 | 1,716 | |
| オクラ | | | | | | | | | | | | | | |
| とうもろこし | | | | | 15,000.00 | 3,543,679 | 236 | | | | 1,775.00 | 647,199 | 365 | |
| 米ナス | | 45.00 | 21,420 | 476 | | | | | | | 40.00 | 27,668 | 692 | |
| 豆類 | ベテマト | 32.60 | 70,350 | 2,158 | | | | | | | 363.60 | 314,747 | 866 | |
| | いんげん | 15.00 | 15,593 | 1,040 | | | | | | | | | | |
| | きぬさや | | | | 38.00 | 38,010 | 1,000 | | | | | | | |
| | さやえんどう | | | | | | | | | | | | | |
| | 寒そら | | | | | | | | | | | | | |
| | 枝豆 | | | | 2,451.40 | 1,293,852 | 528 | | | | | | | |
| | その他豆類 | | | | | | | | | | | | | |
| | 土物類 | 里芋 | | | | | | | 1,570.00 | 626,745 | 399 | 190.00 | 95,036 | 500 |
| | | 玉葱 | | | | | | | | | | | | |
| | | 甘藷 | | | | | | | | | | 14,145.00 | 2,594,827 | 183 |
| 馬鈴薯 | | | | | 150.00 | 44,888 | 299 | | | | 3,930.00 | 712,110 | 181 | |
| メークイン | | | | | | | | | | | 1,060.00 | 281,925 | 266 | |
| 長芋 | | | | | 3,880.00 | 1,175,059 | 303 | | | | | | | |
| 山の芋 | | | | | 44,038.01 | 32,830,437 | 746 | 3,990.00 | 2,928,111 | 734 | | | | |
| らっきょう | | | | | | | | | | | | | | |
| にんにく | | | | | | | | | | | | | | |
| 生姜 | | | | | | | | 39.00 | 34,640 | 888 | 218.40 | 38,809 | 178 | |
| 茸類 | アーリーレッド | | | | | | | | | | | | | |
| | 松茸 | | | | | | | | | | | | | |
| | 椎茸 | | | | | | | 90.00 | 33,548 | 373 | | | | |
| | えのめ | 248.00 | 117,390 | 473 | 340.00 | 172,788 | 508 | | | | | | | |
| 香辛料類 | なめこ | | | | | | | | | | 13.50 | 24,413 | 1,808 | |
| | マッシュルーム | | | | | | | | | | | | | |
| | 貝 | | | | | | | | | | | | | |
| | わら | | | | | | | | | | | | | |
| その他 | 大葉 | 126.50 | 65,336 | 516 | 34.50 | 57,488 | 1,666 | | | | | | | |
| | のの花 | | | | | | | | | | | | | |
| | ハーブ | | | | | | | | | | 236.80 | 497,490 | 2,101 | |
| | その他香辛野菜 | 10.00 | 28,245 | 2,824 | 131.70 | 389,162 | 2,955 | 214.10 | 659,470 | 3,080 | 733.00 | 802,386 | 1,095 | |
| その他 | 大梅 | | | | | | | | | | | | | |
| | 小梅 | | | | | | | | | | | | | |
| | カボス | | | | | | | | | | | | | |
| | ゆず | | | | | | | | | | | | | |
| その他 | 野菜加工品 | | | | | | | | | | | | | |
| | その他野菜 | 5,602.55 | 3,770,726 | 673 | 3,238.05 | 2,418,139 | 747 | 560.50 | 669,912 | 1,195 | 775.02 | 882,060 | 1,138 | |
| | 合計 | 14,216.65 | 6,969,696 | 490 | 7,002,919.50 | 791,294,904 | 113 | 9,489.60 | 6,041,026 | 637 | 67,812.12 | 15,126,393 | 223 | |

野菜の品目別・産地別取扱高表（都道府県別及び国外）

| 分類 | 産地 | 東京都 | | | 神奈川県 | | | 新潟県 | | | 富山県 | | |
|--------|---------|--------|---------|-------|----------|---------|--------|-----------|------------|-------|--------|---------|-----|
| | | 数量(kg) | 金額 | 平均@ | 数量(kg) | 金額 | 平均@ | 数量(kg) | 金額 | 平均@ | 数量(kg) | 金額 | 平均@ |
| 根菜類 | 大根 | | | | | | | 800.00 | 74.487 | 93 | | | |
| | 人参 | | | | | | | 1,000.00 | 147.000 | 147 | | | |
| | ごぼう | | | | | | | | | | | | |
| 葉菜類 | れんこん | | | | | | | | | | | | |
| | たけのこ | | | | | | | | | | | | |
| | ゆでたけのこ | | | | | | | | | | | | |
| | 白菜 | | | | | | | | | | | | |
| | キャベツ | | | | | | | | | | | | |
| | グリーンボウル | | | | | | | | | | | | |
| | 春菊 | | | | | | | | | | | | |
| | ほうれん草 | | | | | | | | | | | | |
| | 青花菜 | | | | | | | | | | | | |
| | 白ふじ | | | | | | | 1,712.00 | 786.975 | 460 | 780.00 | 286.703 | 368 |
| 茎菜類 | みつば | | | | | | | | | | | | |
| | みょうろ | | | | | | | | | | | | |
| | にら | | | | | | | | | | | | |
| | レタ | | | | | | | | | | | | |
| | サニーレタス | | | | | | | | | | | | |
| | グリーンリーフ | | | | | | | | | | | | |
| | セルリー | 102.10 | 157.973 | 1.547 | | | | 2.00 | 3.150 | 1,575 | | | |
| | カリフラワー | | | | | | | 456.00 | 220.080 | 483 | | | |
| | ブロッコリー | | | | | | | | | | | | |
| | アスパラ | | | | | | | | | | | | |
| 果菜類 | パセリ | | | | | | | | | | | | |
| | チンゲンサイ | | | | | | | | | | | | |
| | かつお菜 | | | | | | | | | | | | |
| | サラダ菜 | | | | | | | | | | | | |
| | その他葉菜類 | 70.20 | 155.718 | 2.218 | | | | | | | | | |
| | 茄子 | | | | | | | | | | | | |
| | トマト | -30.00 | -57.750 | 1,925 | | | | | | | | | |
| | きゅうり | | | | | | | 2,850.00 | 761.591 | 267 | | | |
| | 白瓜 | | | | | | | | | | | | |
| | ピーマン | | | | | | | | | | 35.50 | 11.698 | 330 |
| ししとう | | | | | | | 27.20 | 113.190 | 4,161 | | | | |
| オクラ | | | | | | | | | | | | | |
| とうもろこし | | | | | | | | | | | | | |
| 米ナスタ | | | | | | | 476.00 | 171.045 | 359 | | | | |
| ベトナム | 30.00 | 57.750 | 1,925 | | | | | | | | | | |
| 豆類 | いんげん | | | | | | | | | | | | |
| | きぬさや | | | | | | | 3.00 | 5.355 | 1,785 | | | |
| | さやえんどう | | | | | | | | | | | | |
| 土物類 | 実えんどう | | | | | | | | | | | | |
| | そら豆 | | | | | | | 264.00 | 233.205 | 883 | | | |
| | その他豆類 | | | | | | | | | | | | |
| 茸類 | 里芋 | | | | | | | | | | | | |
| | 玉葱 | | | | | | | | | | | | |
| | 甘藷 | | | | | | | | | | | | |
| | 馬鈴薯 | | | | | | | | | | | | |
| | メークイン | | | | | | | | | | | | |
| | 長芋 | | | | | | | | | | | | |
| 草類 | 山の羊歯 | | | | | | | | | | | | |
| | らっきょう | | | | | | | | | | | | |
| | んにく | | | | | | | | | | | | |
| | 生姜 | | | | | | | | | | | | |
| 香辛料類 | アーリーレッド | | | | | | | | | | | | |
| | 松茸 | | | | | | | | | | | | |
| | 椎茸 | | | | | | | | | | | | |
| | えのき | | | | | | | 11.25 | 10.711 | 952 | | | |
| その他 | しめじ | | | | | | | 14,062.30 | 6,245.033 | 444 | | | |
| | なめこ | | | | | | | 70.00 | 55.388 | 791 | | | |
| | マッシュルーム | | | | | | | | | | | | |
| | 貝割れ | | | | | | | | | | | | |
| その他 | 大葉 | 6.00 | 12.348 | 2,058 | 4.00 | 25.200 | 6,300 | | | | | | |
| | 妙葉 | | | | | | | | | | | | |
| | のり | | | | | | | | | | | | |
| | ハーブ類 | | | | | | | | | | | | |
| その他 | その他香辛野菜 | | | | | | | | | | | | |
| | 大梅 | | | | | | | | | | | | |
| | 小梅 | | | | | | | | | | | | |
| | カボス | | | | | | | | | | | | |
| その他 | ゆず | | | | | | | | | | | | |
| | もやし | | | | | | | | | | | | |
| | 筍 | | | | | | | | | | | | |
| | 野菜加工品 | | | | | | | | | | | | |
| その他 | その他野菜 | 220.50 | 201.013 | 912 | 1,275.00 | 210.650 | 165 | 26,492.14 | 23,353.861 | 882 | 1.00 | 525 | 525 |
| | 合計 | 296.70 | 369.079 | 1,244 | 1,381.10 | 393.823 | 285 | 48,225.89 | 32,181.071 | 667 | 816.50 | 298.926 | 366 |

野菜の品目別・産地別取扱高表（都道府県別及び国外）

| 分類 | 産地 | 石川県 | | | 福井県 | | | 山梨県 | | | 長野県 | | |
|--------|---------|-----------|-----------|-----|--------|---------|-----|-----------|-----------|------------|---------------|---------------|--------|
| | | 数量(kg) | 金額 | 平均@ | 数量(kg) | 金額 | 平均@ | 数量(kg) | 金額 | 平均@ | 数量(kg) | 金額 | 平均@ |
| 根菜類 | 大根 | 360.00 | 71,400 | 198 | | | | | | | 42,310.00 | 5,601,435 | 132 |
| | 人参 | 160.00 | 64,050 | 400 | | | | | | | 1,015.00 | 101,850 | 100 |
| | ごぼう | | | | | | | | | | | | |
| | こんにゃく | 30.00 | 24,150 | 805 | | | | | | | | | |
| 葉菜類 | ほうれん草 | 165.00 | 87,360 | 529 | | | | | | | | | |
| | 白菜 | | | | | | | 37,020.00 | 2,389,649 | 65 | 13,661,273.00 | 1,001,918,770 | 73 |
| | キャベツ | | | | | | | 170.00 | 17,955 | 106 | 327,160.00 | 32,949,769 | 101 |
| | グリーンポウル | | | | | | | 1,620.00 | 199,290 | 123 | 784,660.00 | 90,761,564 | 116 |
| | 春菊 | | | | | | | | | | | | |
| | ほうれん草 | | | | | | | | | | 11,730.80 | 10,436,106 | 890 |
| | 青葱 | | | | | | | | | | 332.80 | 161,702 | 486 |
| | 白葱 | | | | | | | | | | | | |
| | ふき | | | | 290.00 | 172,095 | 593 | | | | 133,095.00 | 42,548,918 | 320 |
| | みつば | | | | | | | | | | | | |
| | らっきょう | | | | | | | | | | | | |
| | レタ | | | | | | | 3,320.00 | 481,794 | 145 | 4,930,255.00 | 699,188,076 | 142 |
| | サニーレタス | | | | | | | 512.00 | 256,515 | 501 | 337,072.00 | 109,052,921 | 324 |
| | グリーンリーフ | | | | | | | | | | 269,612.80 | 86,089,792 | 319 |
| | セルリー | | | | | | | | | | 306,712.00 | 73,516,363 | 240 |
| カリフラワー | | | | | | | | | | 11,832.00 | 3,273,500 | 277 | |
| ブロッコリー | | | | | | | | | | 6,118.00 | 3,195,106 | 522 | |
| アスパラ | | | | | | | | | | 40.00 | 86,102 | 2,153 | |
| パセリ | | | | | | | | | | 9,813.85 | 10,211,428 | 1,041 | |
| チンゲンサイ | | | | | | | | | | 21,683.00 | 7,537,009 | 348 | |
| かぶ | | | | | | | | | | | | | |
| おろし菜 | | | | | | | | | | | | | |
| サラダ菜 | | | | | | | | | | | | | |
| その他葉菜類 | | | | | | | | | | 700,389.40 | 410,915,530 | 587 | |
| 果菜類 | トマト | | | | | | | | | | | | |
| | きゅうり | 25.00 | 2,636 | 105 | | | | | | | 165.00 | 93,240 | 565 |
| | 南瓜 | 26,565.00 | 7,631,563 | 287 | | | | | | | | | |
| | 白瓜 | | | | | | | | | | 6.00 | 7,560 | 1,260 |
| | ピーマン | | | | | | | | | | 70.00 | 14,648 | 209 |
| | ししとう | | | | | | | | | | 16.50 | 20,318 | 1,231 |
| 豆類 | オクラ | | | | | | | | | | | | |
| | とうもろこし | | | | | | | | | | 5,860.00 | 1,469,477 | 251 |
| | 米ナシ | 18.00 | 14,490 | 805 | | | | | | | 282.00 | 80,115 | 284 |
| | ベテトマト | | | | | | | | | | 841.30 | 3,763,831 | 4,474 |
| 土物類 | いんげん | | | | | | | | | | 90.00 | 83,266 | 925 |
| | きぬさや | | | | | | | | | | | | |
| | さやえんどう | | | | | | | | | | | | |
| | 実えんどう | | | | 249.00 | 160,755 | 646 | | | | | | |
| 茸類 | 枝豆 | | | | | | | 22.00 | 30,450 | 1,384 | | | |
| | その他豆類 | | | | | | | | | | | | |
| | 里芋 | 22.00 | 11,130 | 506 | | | | | | | | | |
| | 玉ねぎ | 390.00 | 162,752 | 417 | | | | | | | | | |
| その他 | 馬鈴薯 | | | | | | | | | | | | |
| | メークイン | | | | | | | | | | | | |
| | 長芋 | | | | | | | | | | 424,461.50 | 139,405,520 | 328 |
| | 山の芋 | | | | | | | | | | | | |
| 茸類 | らっきょう | | | | | | | | | | | | |
| | にんにく | | | | | | | | | | | | |
| | 生姜 | | | | | | | | | | 360.00 | 81,113 | 225 |
| | アーリーレッド | | | | | | | | | | 127.23 | 3,596,990 | 28,272 |
| 茸類 | 松茸 | | | | | | | | | | | | |
| | 椎茸 | | | | | | | | | | | | |
| | えのき | | | | | | | | | | 5,914.95 | 1,767,653 | 299 |
| | しめじ | | | | | | | | | | 35,964.00 | 12,511,672 | 348 |
| その他 | なめこ | | | | | | | | | | 75.80 | 41,868 | 552 |
| | マッシュルーム | | | | | | | | | | | | |
| | 貝わら | | | | | | | 214.00 | 67,421 | 315 | | | |
| | 大葉 | | | | | | | | | | | | |
| その他 | しょうが | | | | | | | | | | | | |
| | 大葉 | | | | | | | | | | | | |
| | ハーブ類 | | | | | | | | | | 293.00 | 226,248 | 772 |
| | その他香辛野菜 | | | | | | | | | | 623.00 | 307,213 | 493 |
| その他 | 大梅 | | | | | | | | | | | | |
| | 小梅 | | | | | | | | | | 670.00 | 261,149 | 390 |
| | カボス | | | | | | | | | | | | |
| | ゆず | | | | | | | | | | | | |
| その他 | 野菜加工品 | | | | | | | | | | 12,582.95 | 8,800,635 | 699 |
| | その他野菜 | 1,099.00 | 377,864 | 344 | | | | 2.00 | 11,760 | 5,880 | 34,479.68 | 18,252,973 | 529 |
| | 合計 | 28,834.00 | 8,447,395 | 293 | 539.00 | 332,850 | 618 | 42,880.00 | 3,454,834 | 81 | 22,077,987.56 | 2,778,331,430 | 126 |
| | 鶏卵 | | | | | | | | | | | | |

野菜の品目別・産地別取扱高表（都道府県別及び国外）

| 分類 | 産地 品目 | 岐阜県 | | | 静岡県 | | | 愛知県 | | | 三重県 | | |
|-------|-------------|-----------|------------|-------|-----------|------------|-------|------------|-------------|-------|----------|-----------|-------|
| | | 数量(kg) | 金額 | 平均@ | 数量(kg) | 金額 | 平均@ | 数量(kg) | 金額 | 平均@ | 数量(kg) | 金額 | 平均@ |
| 根菜類 | 根が参う | 1,820.00 | 184,118 | 101 | | | | | | | | | |
| | 大か | | | | 3.00 | 2,205 | 735 | 13.00 | 5,040 | 388 | | | |
| | 人ごぼれんこのたけのこ | | | | 24.00 | 40,320 | 1,680 | | | | | | |
| 葉菜類 | 白キャベツ | | | | | | | 296,090.00 | 37,126,445 | 125 | | | |
| | グリーンポウル | | | | | | | | | | | | |
| | 春ほうれん草 | 1,608.80 | 1,947,372 | 1,210 | | | | | | | | | |
| | 青分白ふ | | | | 5,580.00 | 8,910,294 | 1,597 | | | | | | |
| | 葱 | | | | | | | 28.00 | 11,865 | 424 | | | |
| | 茎 | | | | | | | | | | | | |
| | みつ | | | | 109.50 | 87,467 | 799 | 24.00 | 9,390 | 391 | 1,807.00 | 2,453,279 | 1,358 |
| | に | | | | 46.00 | 49,070 | 1,067 | | | | | | |
| | レタ | | | | 400.00 | 202,650 | 507 | 9,780.00 | 4,701,676 | 481 | | | |
| | 菜 | | | | | | | 6,195.00 | 4,243,945 | 685 | | | |
| 葉類 | グリーンリーフ | | | | | | | 7,950.00 | 5,572,217 | 701 | | | |
| | セルリー | | | | 814.00 | 159,910 | 196 | | | | 4.50 | 11,813 | 2,625 |
| | カリフラワー | | | | | | | | | | | | |
| | ブロッコリー | | | | | | | | | | | | |
| | アスパラ | | | | | | | | | | | | |
| | パセリ | | | | 458.15 | 424,892 | 927 | | | | | | |
| | チンゲンサイ | | | | 867.70 | 1,516,007 | 1,747 | 130.00 | 27,300 | 210 | | | |
| | かつお菜 | | | | | | | | | | | | |
| | サラダ | | | | 563.00 | 277,027 | 492 | 8.00 | 840 | 105 | | | |
| | その他葉菜類 | 24.00 | 33,432 | 1,393 | 664.50 | 263,207 | 396 | 3,507.50 | 3,303,725 | 942 | | | |
| 果菜類 | 茄子 | 31,824.00 | 16,712,938 | 525 | 430.00 | 79,412 | 185 | 335.00 | 106,838 | 319 | | | |
| | トマト | | | | | | | 185.00 | 67,988 | 368 | | | |
| | きゅうり | | | | 1.00 | 1,050 | 1,050 | | | | | | |
| | 南瓜 | | | | 121.00 | 108,780 | 899 | 25.00 | 7,088 | 284 | | | |
| | 白瓜 | | | | 213.50 | 623,931 | 2,922 | | | | | | |
| | ピーマン | 221.86 | 445,376 | 2,007 | | | | 153.50 | 255,267 | 1,663 | | | |
| 豆類 | しょうもろこし | | | | | | | | | | | | |
| | 米ナス | 42.00 | 18,743 | 446 | 8.00 | 8,085 | 1,011 | 26.00 | 8,715 | 335 | | | |
| | ベテマト | | | | 1,000.20 | 1,648,177 | 1,648 | 834.00 | 1,081,187 | 1,296 | 110.40 | 36,514 | 331 |
| | いんげん | | | | | | | | | | | | |
| 土物類 | きぬさや | | | | | | | | | | | | |
| | さやえんどう | 4.00 | 315 | 79 | | | | 16.00 | 1,260 | 79 | | | |
| | 実そら豆 | 144.80 | 58,464 | 404 | 86.00 | 67,306 | 783 | | | | | | |
| | 枝の他豆類 | | | | | | | | | | | | |
| | 里芋 | | | | 342.00 | 381,045 | 1,114 | 20.00 | 8,400 | 420 | | | |
| | 玉ねぎ | | | | | | | | | | | | |
| | 馬鈴薯 | | | | | | | | | | | | |
| | メークイ | | | | 490.00 | 166,530 | 340 | | | | | | |
| | 長山芋 | | | | | | | | | | | | |
| | らっきょう | | | | | | | | | | | | |
| 茸類 | にんにく | | | | | | | | | | | | |
| | 生アーリーレッド | | | | 0.30 | 630 | 2,100 | 550.90 | 1,418,690 | 2,575 | | | |
| | 松茸 | | | | | | | | | | | | |
| 茸類 | 椎茸 | | | | | | | | | | 500.80 | 814,468 | 1,626 |
| | えのめ | | | | | | | | | | 120.00 | 94,238 | 785 |
| 香辛棟物類 | マッシュルーム | | | | | | | | | | | | |
| | 貝わ | | | | 588.99 | 1,586,005 | 2,693 | | | | | | |
| | 大妙 | | | | 6.00 | 11,340 | 1,890 | 2,654.00 | 6,577,416 | 2,478 | | | |
| | 菜の花 | | | | | | | 8.00 | 12,180 | 1,522 | | | |
| | ハーブ類 | 7.20 | 2,049 | 285 | 15.21 | 25,142 | 1,653 | 189.53 | 1,163,093 | 6,137 | 92.20 | 183,225 | 1,987 |
| その他 | その他野菜 | 15.00 | 14,910 | 994 | 4,845.62 | 30,677,342 | 6,331 | 31,493.58 | 110,890,717 | 3,521 | | | |
| | 梅干 | | | | | | | | | | | | |
| その他 | ポス | | | | | | | | | | | | |
| | ゆず | | | | 3.00 | 2,730 | 910 | | | | | | |
| 合計 | 野菜加工品 | | | | | | | | | | | | |
| | その他野菜 | 481.50 | 642,923 | 1,335 | 2,657.47 | 3,123,173 | 1,175 | 24,209.43 | 11,611,120 | 480 | 15.40 | 32,716 | 2,124 |
| 合計 | 計 | 36,193.16 | 20,060,640 | 554 | 20,338.14 | 50,443,727 | 2,480 | 384,427.44 | 188,213,452 | 490 | 2,650.30 | 3,626,253 | 1,368 |

野菜の品目別・産地別取扱高表（都道府県別及び国外）

| 分類 | 産地 品目 | 滋賀県 | | | 京都府 | | | 大阪府 | | | 兵庫県 | | |
|--------|----------|----------|-----------|-------|-----------|------------|-------|----------|-----------|-------|-----------|------------|-------|
| | | 数量(kg) | 金額 | 平均@ | 数量(kg) | 金額 | 平均@ | 数量(kg) | 金額 | 平均@ | 数量(kg) | 金額 | 平均@ |
| 根菜類 | 大かぶ | 20.00 | 8,862 | 443 | 30.00 | 28,875 | 962 | | | | 5.00 | 420 | 84 |
| | 人参 | | | | 85.00 | 110,985 | 1,306 | | | | | | |
| | れんこん | | | | | | | | | | | | |
| 葉菜類 | 白菜 | | | | | | | | | | 5,439.00 | 262,049 | 48 |
| | キャベツ | | | | | | | | | | | | |
| | グリーンボウル | | | | | | | | | | | | |
| | 春ほうれん草 | | | | | | | | | | | | |
| | 青分葱 | | | | | | | | | | | | |
| | 白ふき | | | | | | | | | | | | |
| | みつみ | | | | | | | | | | | | |
| | にら | | | | | | | | | | | | |
| | レタ | | | | | | | | | | 2,540.00 | 1,063,493 | 419 |
| | サニーレタス | | | | | | | | | | | | |
| | グリーンリーフ | | | | | | | | | | | | |
| | セルリー | | | | | | | | | | | | |
| | カリフラワー | | | | | | | | | | 90.00 | 28,350 | 315 |
| | ブロッコリー | | | | | | | | | | 550.00 | 300,825 | 547 |
| | 根菜類 | アスパラ | | | | | | | | | | | |
| パセリ | | | | | | | | | | | | | |
| チンゲンサイ | | | | | | | | | | | | | |
| 果菜類 | かつから | | | | | | | | | | 8.00 | 3,738 | 467 |
| | その他葉菜類 | 6.00 | 630 | 105 | 28.80 | 31,008 | 1,077 | | | | 635.00 | 112,476 | 177 |
| | トマト | | | | | | | -6.00 | -33,075 | 5,512 | | | |
| 果菜類 | きゅうり | | | | 1.00 | 2,415 | 2,415 | | | | | | |
| | 南瓜 | | | | 2,880.00 | 249,690 | 87 | | | | | | |
| | 白ピーマン | | | | | | | | | | 90.00 | 61,740 | 686 |
| | ししとう | | | | 1,144.95 | 2,620,876 | 2,289 | 11.00 | 18,323 | 1,666 | 429.50 | 468,299 | 1,090 |
| | オクラ | | | | | | | | | | | | |
| 豆類 | とうもろこし | | | | | | | | | | | | |
| | 米ナス | | | | 144.00 | 77,995 | 542 | 2,635.00 | 2,085,754 | 792 | 45.00 | 26,146 | 581 |
| | ベテト | | | | | | | 6.00 | 33,075 | 5,512 | 609.00 | 110,692 | 182 |
| 土物類 | いんげん | | | | | | | | | | | | |
| | きぬさや | | | | | | | | | | | | |
| | さやえんどう | | | | | | | | | | 464.00 | 272,265 | 587 |
| 土物類 | 実そら豆 | | | | | | | | | | 372.00 | 185,745 | 499 |
| | 枝豆 | | | | 124.50 | 118,346 | 951 | | | | | | |
| | その他豆類 | | | | | | | | | | 3.00 | 1,575 | 525 |
| 土物類 | 里芋 | | | | 110.00 | 125,160 | 1,138 | | | | | | |
| | 玉甘藷 | | | | 500.00 | 6,826 | 14 | | | | 87,710.00 | 19,485,088 | 222 |
| | 馬鈴薯 | | | | | | | | | | | | |
| 土物類 | メークイン | | | | | | | | | | | | |
| | 長山芋 | | | | | | | | | | 10.00 | 3,780 | 378 |
| | らっきょう | | | | | | | | | | | | |
| 茸類 | にんにく | | | | | | | | | | | | |
| | 生薑 | | | | | | | 10.00 | 1,712 | 171 | | | |
| | アーリーレッド | | | | | | | | | | | | |
| 茸類 | 松茸 | | | | | | | | | | | | |
| | 椎茸 | | | | | | | | | | | | |
| | えのめ | | | | 11,747.64 | 7,160,600 | 610 | | | | | | |
| 香辛料類 | しなめ | | | | | | | | | | | | |
| | マッシュルーム | | | | | | | | | | 275.40 | 273,105 | 992 |
| | 貝わ | | | | | | | | | | | | |
| 香辛料類 | 大妙 | | | | 62.00 | 122,472 | 1,975 | 13.70 | 13,241 | 966 | 26.00 | 31,080 | 1,195 |
| | 菜の花 | | | | 9.00 | 34,125 | 3,792 | | | | 26.00 | 33,243 | 1,279 |
| | ハーブ類 | 3.25 | 7,109 | 2,187 | | | | | | | 2.25 | 4,725 | 2,100 |
| その他 | その他香辛野菜 | | | | | | | 27.76 | 46,212 | 1,665 | 70.55 | 131,674 | 1,866 |
| | 大豆 | | | | | | | | | | | | |
| | 梅干 | | | | | | | | | | | | |
| その他 | ポス | | | | | | | | | | | | |
| | ゆず | | | | | | | | | | | | |
| | もやし | | | | | | | | | | | | |
| その他 | 野菜加工品 | 937.00 | 488,376 | 521 | | | | | | | | | |
| | 野菜計 | 289.80 | 613,457 | 2,117 | 2,709.75 | 1,400,128 | 517 | 21.00 | 33,400 | 1,590 | 419.60 | 189,318 | 451 |
| | その他計 | 1,256.05 | 1,118,434 | 890 | 19,576.64 | 12,089,501 | 618 | 2,718.46 | 2,198,642 | 809 | 99,819.30 | 23,049,826 | 231 |
| 鶏卵 | | | | | | | | | | | | | |

野菜の品目別・産地別取扱高表（都道府県別及び国外）

| 分類 | 産地 品目 | 奈良県 | | | 和歌山県 | | | 鳥取県 | | | 島根県 | | |
|------|----------|-----------|-----------|-----------|------------|------------|-----------|------------|------------|-----------|-----------|-----------|-------|
| | | 数量(kg) | 金額 | 平均@ | 数量(kg) | 金額 | 平均@ | 数量(kg) | 金額 | 平均@ | 数量(kg) | 金額 | 平均@ |
| 根菜類 | 大かぶ | 4.00 | 2,100 | 525 | 15.00 | 946 | 63 | | | | | | |
| | 人参 | | | | 83.10 | 179,289 | 2,158 | | | | | | |
| | ごぼう | | | | | | | | | | | | |
| | こんにゃく | | | | | | | | | | | | |
| 葉菜類 | 白菜 | | | | 2,640.00 | 103,688 | 39 | | | | | | |
| | キャベツ | | | | 300.00 | 22,050 | 74 | | | | | | |
| | グリーンポウル | | | | | | | | | | | | |
| | 春ほうれん草 | | | | | | | | | | | | |
| | 青葱 | | | | | | | | | | | | |
| | 白ふき | | | | | | | 4,965.00 | 2,477,597 | 499 | | | |
| | つみれ | | | | | | | | | | | | |
| | にら | | | | | | | | | | | | |
| | レタス | | | | | | | | | | | | |
| | サニーレタス | | | | | | | | | | | | |
| 果菜類 | グリーンリーフ | | | | | | | | | | 6.00 | 7,560 | 1,260 |
| | セルリー | | | | | | | | | | | | |
| | カリフラワー | | | | | | | | | | | | |
| | ブロッコリー | | | | | | | 1,086.00 | 544,110 | 501 | | | |
| | アスパラ | | | | | | | | | | | | |
| | パセリ | | | | | | | | | | | | |
| | チンゲンサイ | | | | | | | | | | | | |
| | かつお菜 | | | | | | | | | | | | |
| | サラダ菜 | | | | | | | | | | | | |
| | その他葉菜類 | 38.00 | 42,998 | 1,132 | | | | | | | | | |
| 果菜類 | トマト | | | | | | | | | | | | |
| | きゅうり | | | | | | | | | | | | |
| | 南瓜 | | | | | | | | | | | | |
| | ピーマン | 451.00 | 606,755 | 1,345 | 87.00 | 40,626 | 467 | 30.00 | 6,825 | 228 | 14.40 | 5,040 | 350 |
| | ピーナツ | | | | 482.88 | 598,703 | 1,240 | | | | 45.00 | 54,810 | 1,218 |
| 果菜類 | とうもろこし | | | | | | | | | | | | |
| | 米ナス | 6,423.50 | 2,640,146 | 411 | 166.00 | 71,172 | 429 | | | | | | |
| | ベテトマト | 63.00 | 14,774 | 235 | | | | | | | 8,393.50 | 2,984,798 | 356 |
| 豆類 | いんげん | | | | | | | | | | | | |
| | きぬさや | | | | 96.00 | 133,970 | 1,396 | | | | | | |
| | さやえんどう | | | | | | | | | | | | |
| | 寒えんどう | | | | 14.00 | 18,375 | 1,312 | | | | | | |
| 豆類 | 大豆 | | | | | | | | | | | | |
| | 枝豆 | | | | 3.00 | 6,300 | 2,100 | | | | | | |
| 土物類 | 里芋 | | | | | | | | | | | | |
| | 玉ねぎ | | | | | | | | | | | | |
| | 馬鈴薯 | | | | | | | | | | | | |
| | メークイ | | | | | | | | | | | | |
| | 長芋 | | | | | | | | | | | | |
| 土物類 | 山の芋 | | | | | | | | | | | | |
| | らっきょう | | | | | | | 55,534.00 | 22,072,926 | 397 | | | |
| | にんにく | | | | 312.00 | 130,188 | 417 | | | | | | |
| 茸類 | 生椎茸 | | | | 0.40 | 30,450 | 76,125 | | | | | | |
| | えのめ | | | | | | | | | | | | |
| | しなめこ | | | | | | | | | | | | |
| 香辛物類 | マッシュルーム | | | | | | | | | | | | |
| | 貝割れ | | | | | | | | | | | | |
| 香辛物類 | 大葉 | | | | | | | | | | | | |
| | 妙葉 | | | | | | | | | | | | |
| | 花葉 | | | | | | | | | | | | |
| その他 | 香辛野菜 | 17.90 | 20,895 | 1,167 | 338.79 | 748,566 | 2,210 | 3.00 | 3,150 | 1,050 | 42.20 | 52,082 | 1,234 |
| | 大豆 | | | | 65,475.00 | 26,830,535 | 410 | | | | | | |
| | 梅 | | | | 464.00 | 278,146 | 599 | | | | | | |
| その他 | カボチャ | | | | 42.00 | 20,316 | 484 | | | | | | |
| | ゆず | | | | | | | 4,580.00 | 1,269,116 | 277 | | | |
| | ゆず | | | | | | | | | | | | |
| その他 | 野菜加工品 | | | | 10,376.95 | 5,192,475 | 500 | 120.00 | 46,494 | 387 | | | |
| | その他野菜 | 9.20 | 103,739 | 11,276 | 6,044.20 | 2,336,163 | 387 | 580.90 | 490,130 | 844 | 1,731.70 | 177,919 | 103 |
| 合計 | 7,006.60 | 3,431,407 | 490 | 86,940.32 | 36,741,958 | 423 | 66,898.90 | 26,910,348 | 402 | 10,232.80 | 3,282,209 | 321 | |

野菜の品目別・産地別取扱高表（都道府県別及び国外）

| 分類 | 産地 | 岡山県 | | | 広島県 | | | 山口県 | | | 徳島県 | | |
|---------|------------|------------|------------|------------|-------------|------------|------------|-------------|------------|------------|------------|------------|---------|
| | | 数量(kg) | 金額 | 平均@ | 数量(kg) | 金額 | 平均@ | 数量(kg) | 金額 | 平均@ | 数量(kg) | 金額 | 平均@ |
| 根菜類 | 大根 | 559.00 | 47,261 | 85 | 520.00 | 70,701 | 136 | 351,792.00 | 24,338,366 | 69 | | | |
| | かぶ | 85.00 | 57,015 | 671 | | | | | | | | | |
| | 人参 | 1,209.00 | 828,798 | 686 | | | | | | | 1,270.00 | 343,770 | 271 |
| | ごぼう | | | | | | | | | | 3.00 | 11,025 | 3,675 |
| 葉菜類 | 白菜 | 450.00 | 40,950 | 91 | | | | 4,065.00 | 134,874 | 33 | 750.00 | 68,250 | 91 |
| | キャベツ | | | | | | | 8,660.00 | 636,396 | 73 | | | |
| | グリーンボウル | | | | | | | | | | | | |
| | 春菊 | | | | 2.00 | 4,830 | 2,415 | 19,487.66 | 16,954,608 | 870 | | | |
| | ほうれん草 | | | | 101,502.00 | 64,829,132 | 639 | 4,479.15 | 27,804,829 | 6,208 | | | |
| | 青葱 | | | | 6,870.00 | 6,003,414 | 874 | 26.00 | 40,530 | 1,559 | | | |
| | 白葱 | 12.00 | 13,545 | 1,129 | | | | | | | | | |
| | ふじ | | | | | | | | | | | | |
| | みつば | | | | | | | | | | | | |
| | にら | 1,529.35 | 4,103,848 | 2,683 | | | | | | | 25.00 | 8,453 | 338 |
| | レタス | | | | 4,373.00 | 626,179 | 143 | | | | | | |
| | サニーレタス | | | | | | | | | | | | |
| | グリーンリーフ | | | | | | | | | | | | |
| | セルリー | | | | | | | | | | 4.00 | 6,300 | 1,575 |
| | カリフラワー | | | | | | | | | | 15.00 | 2,961 | 197 |
| ブロッコリー | 6,792.00 | 3,334,580 | 491 | | | | | | | 3,422.00 | 1,641,938 | 480 | |
| アスパラ | | | | 380.00 | 715,744 | 1,884 | 44.00 | 29,348 | 667 | 0.50 | 1,050 | 2,100 | |
| パセリ | | | | | | | 63.30 | 194,565 | 3,074 | | | | |
| チンゲンサイ | | | | | | | | | | | | | |
| かつお菜 | | | | | | | | | | | | | |
| サラダ | | | | | | | | | | | | | |
| その他葉菜類 | 3,317.00 | 285,458 | 86 | | | | 461.80 | 397,510 | 861 | 217.00 | 81,365 | 375 | |
| 果菜類 | 茄子 | 186.50 | 147,525 | 791 | | | | 2.50 | 2,100 | 840 | 19.20 | 20,580 | 1,072 |
| | トマト | | | | 97,082.00 | 29,755,979 | 307 | 239,779.50 | 63,519,191 | 265 | | | |
| | きゅうり | 25.00 | 1,943 | 78 | | | | | | | | | |
| | 南瓜 | 55,560.00 | 8,198,163 | 148 | 9,200.00 | 1,560,638 | 170 | 1,070.00 | 187,845 | 176 | 97.00 | 67,305 | 694 |
| | 白瓜 | | | | | | | | | | | | |
| | ピーマン | | | | | | | | | | 15.00 | 26,250 | 1,750 |
| | ししとう | 32.00 | 38,851 | 1,214 | | | | 1.00 | 536 | 536 | 750.60 | 1,894,696 | 2,524 |
| | オクラ | | | | | | | | | | 17.95 | 20,434 | 1,138 |
| | とうもろこし | | | | | | | | | | | | |
| | 米ナスタ | | | | | | | | | | | | |
| 豆類 | ベテトマト | 6.90 | 10,947 | 1,587 | 778.80 | 299,880 | 385 | 70.00 | 36,750 | 525 | 39.00 | 14,805 | 380 |
| | いんげん | | | | | | | | | | | | |
| | きぬさや | | | | | | | | | | | | |
| | さやえんどう | | | | | | | | | | | | |
| | 実えんどう | | | | | | | | | | | | |
| | そら豆 | 259.00 | 145,005 | 560 | | | | | | | 532.00 | 245,133 | 461 |
| | 枝豆 | | | | | | | 3,832.75 | 3,790,094 | 989 | | | |
| | その他豆類 | | | | | | | | | | | | |
| | 里芋 | | | | | | | 6,095.00 | 3,384,008 | 555 | 543.00 | 356,497 | 657 |
| | 土物類 | 玉葱 | | | | | | | 4,620.00 | 289,203 | 63 | 1,160.00 | 181,020 |
| 馬鈴薯 | | | | | 1,200.00 | 239,400 | 200 | 310.00 | 32,141 | 104 | 104,140.00 | 31,905,461 | 306 |
| メークイ | | | | | | | | | | | | | |
| 長芋 | | | | | | | | | | | | | |
| 山の芋 | | | | | | | | 47.80 | 33,065 | 692 | | | |
| らっきょう | | | | | | | | | | | | | |
| にんにく | | | | | | | | | | | 10.00 | 2,625 | 262 |
| 生姜 | | | | | | | | | | | 4.00 | 3,150 | 788 |
| アーリーレッド | | | | | | | | | | | | | |
| 茸類 | | 松茸 | | | | | | | 42.04 | 3,600,345 | 85,641 | | |
| | 椎茸 | 24.00 | 32,907 | 1,371 | | | | 247.40 | 202,020 | 817 | 10.00 | 9,556 | 956 |
| | えのめ | | | | 670.00 | 431,993 | 645 | | | | | | |
| | しめじ | | | | | | | | | | | | |
| 香辛棟物類 | マッシュルーム | 49,280.36 | 63,656,997 | 1,292 | | | | | | | | | |
| | 貝わ | | | | 2,945.10 | 1,232,636 | 419 | | | | | | |
| | 大葉 | | | | | | | | | | | | |
| | 妙葉 | | | | | | | 4,276.98 | 3,318,095 | 776 | 2,093.60 | 2,264,955 | 1,082 |
| | のり | | | | | | | | | | | | |
| | ハーブ | | | | | | | | | | | | |
| | その他香辛野菜 | 114.40 | 87,151 | 762 | 163.00 | 261,240 | 1,603 | 14,743.68 | 30,923,287 | 2,097 | 2,293.11 | 5,380,391 | 2,346 |
| | 大梅 | | | | | | | | | | | | |
| | 小梅 | 16.00 | 7,161 | 448 | | | | | | | | | |
| | その他 | カボス | | | | 48.00 | 11,898 | 248 | | | | | |
| ゆず | | 15.00 | 3,675 | 245 | | | | 12.00 | 2,948 | 246 | 3,493.70 | 2,171,971 | 622 |
| もやし | | | | | | | | | | | | | |
| 野菜加工品 | | 30.00 | 28,980 | 966 | 395.28 | 380,268 | 962 | | | | | | |
| その他野菜 | | 110,451.30 | 12,087,578 | 109 | 11,168.20 | 7,193,942 | 644 | 19,088.62 | 20,436,287 | 1,071 | 9,788.78 | 12,395,879 | 1,266 |
| 合計 | 229,953.81 | 93,158,338 | 405 | 237,297.38 | 113,617,874 | 479 | 683,318.18 | 200,288,941 | 293 | 130,713.44 | 59,125,820 | 452 | |

野菜の品目別・産地別取扱高表（都道府県別及び国外）

| 分類 | 産地 | 香川県 | | | 愛媛県 | | | 高知県 | | | 福岡県 | | |
|---------|------------|------------|------------|------------|------------|------------|------------|-------------|------------|---------------|---------------|-------------|---------|
| | | 数量(kg) | 金額 | 平均@ | 数量(kg) | 金額 | 平均@ | 数量(kg) | 金額 | 平均@ | 数量(kg) | 金額 | 平均@ |
| 根菜類 | 大根 | | | | 5.00 | 210 | 42 | | | | 6,351,449.60 | 332,142.130 | 52 |
| | 人参 | 1,955.90 | 1,131,710 | 579 | | | | | | | 767,558.07 | 62,000.928 | 81 |
| | ごぼう | | | | | | | 132.70 | 66,836 | 504 | 105,368.00 | 20,098.552 | 191 |
| | れんこん | | | | | | | 28.00 | 16,286 | 582 | 23,605.40 | 13,035.023 | 552 |
| | たけのこ | | | | | | | | | | 3,721.00 | 957.792 | 257 |
| 葉菜類 | 白菜 | | | | | | | 4,316.00 | 4,761,112 | 1,103 | 41,536.19 | 27,400.901 | 660 |
| | キャベツ | 2,500.00 | 157,500 | 63 | | | | | | | 755,301.30 | 40,269.325 | 53 |
| | グリーンボウル | | | | | | | | | | 6,538,869.90 | 508,419.656 | 78 |
| | 春菊 | | | | | | | | | | 36,288.00 | 2,465.500 | 68 |
| | ほうれん草 | | | | 12.00 | 3,066 | 256 | | | | 553,895.35 | 280,537.184 | 506 |
| | 青葱 | | | | | | | 816.00 | 255,309 | 313 | 909,415.42 | 361,656.876 | 398 |
| | 白葱 | | | | | | | | | | 895,956.88 | 634,264.538 | 708 |
| | ふき | | | | 192.00 | 108,780 | 567 | | | | 2,078.25 | 458.406 | 221 |
| | みょうろ | | | | | | | | | | 141,690.70 | 32,517.437 | 229 |
| | にら | | | | | | | 25,559.00 | 13,211,529 | 517 | 88,431.70 | 20,108.761 | 227 |
| | レタス | | | | | | | | | | 257.52 | 121.838 | 473 |
| | サニーレタス | 150.00 | 12,548 | 84 | | | | | | | 104,251.65 | 52,540.635 | 504 |
| | グリーンリーフ | | | | | | | | | | 120,264.50 | 40,720.436 | 339 |
| | セルリー | 34.00 | 7,183 | 211 | | | | | | | 1,661,185.00 | 259,896.174 | 156 |
| | カリフラワー | | | | | | | | | | 570,522.50 | 151,260.849 | 265 |
| ブロッコリー | 384.00 | 195,930 | 510 | 300.00 | 132,300 | 441 | | | | 478,623.50 | 128,019.930 | 267 | |
| アスパラ | 146.50 | 225,950 | 1,542 | | | | | | | 321,208.80 | 81,982.942 | 255 | |
| パセリ | 83.00 | 261,009 | 3,145 | | | | | | | 203,318.35 | 30,641.594 | 151 | |
| チンゲンサイ | | | | | | | | | | 1,312,024.11 | 372,161.528 | 284 | |
| かつお菜 | | | | | | | | | | 229,094.00 | 236,436.275 | 1,032 | |
| サラダ | | | | | | | | | | 43,617.16 | 42,551.465 | 976 | |
| その他葉菜類 | | | | | | | | | | 121,861.00 | 33,551.196 | 275 | |
| 果菜類 | トマト | | | | | | | | | | 114,190.86 | 31,251.609 | 274 |
| | きゅうり | | | | | | | | | | 99,955.70 | 64,397.535 | 644 |
| | 南瓜 | | | | | | | 69.80 | 39,376 | 564 | 1,779,907.37 | 625,410.635 | 351 |
| | 白瓜 | | | | | | | | | | 10,553.50 | 851,505 | 810 |
| | ピーマン | | | | | | | | | | 2,975,290.89 | 887,766.801 | 298 |
| | ししとう | 9.00 | 16,065 | 1,785 | 36.00 | 25,610 | 711 | | | | 6,705.00 | 7,745,633 | 1,155 |
| | オクラ | 42.00 | 46,305 | 1,102 | | | | | | | 2,763,879.54 | 917,840.565 | 332 |
| | とうもろこし | | | | | | | | | | 826.30 | 935,946 | 1,133 |
| | 米ナス | | | | | | | | | | 80.00 | 33,075 | 413 |
| | ベテマト | 4.50 | 18,900 | 4,200 | | | | | | | 106,023.50 | 9,446,777 | 89 |
| | いんげん | | | | | | | | | | 114,808.50 | 7,565.330 | 66 |
| | きぬさや | | | | | | | | | | 59,120.55 | 32,038.349 | 542 |
| | さやえんどう | | | | | | | | | | 94,088.80 | 109,692.250 | 1,166 |
| | 実えんどう | 44.00 | 24,570 | 558 | 100.00 | 29,925 | 299 | | | | 6,634.52 | 4,779.788 | 720 |
| | そら豆 | 140.00 | 42,735 | 305 | 160.00 | 153,930 | 962 | | | | 813.60 | 1,222.359 | 1,502 |
| その他豆類 | | | | | | | | | | | 29,119.50 | 5,254.394 | 180 |
| 土物類 | 里芋 | | | | | | | | | | 115,762.50 | 33,383,732 | 288 |
| | 玉甘藷 | 297,480.00 | 55,902,564 | 188 | 111,810.00 | 24,145,869 | 216 | | | | 2,991.60 | 881.419 | 295 |
| | 馬鈴薯 | | | | | | | | | | 166,158.19 | 118,026.799 | 710 |
| | メークイ | | | | | | | | | | 28,003.59 | 17,113.479 | 611 |
| | 山の芋 | | | | | | | | | | 939.29 | 593.521 | 632 |
| | らっきょう | | | | | | | | | | 4,292.91 | 2,784.819 | 649 |
| | にんにく | | | | | | | | | | 15,890.58 | 7,227.244 | 455 |
| | 生姜 | | | | 32.00 | 5,220 | 163 | 63,784.80 | 33,082,803 | 519 | 12,241.40 | 2,093.945 | 171 |
| | アーリーレッド | | | | | | | | | | 48,629.00 | 22,795.060 | 469 |
| | 松茸 | 0.60 | 24,150 | 40,250 | | | | | | | 8.00 | 1,356.89 | 160 |
| | 椎茸 | | | | | | | 75.00 | 48,300 | 644 | 45,517.90 | 7,452.936 | 164 |
| | えのめ | 600.00 | 414,541 | 691 | | | | | | | 5,118.70 | 486.385 | 95 |
| | なめこ | | | | | | | | | | 5,118.70 | 486.385 | 95 |
| | マッシュルーム | | | | | | | | | | 14,524.00 | 1,656.372 | 114 |
| | 貝わら | | | | | | | | | | | 360.44 | 690.152 |
| 大葉 | | | | 1,628.00 | 5,364,114 | 3,295 | | | | 464.00 | 60,306 | 130 | |
| ハーブ | 192.00 | 188,244 | 980 | | | | | | | 5,670.00 | 3,344,460 | 590 | |
| その他香辛野菜 | | | | | | | | | | | 1,226.10 | 373,856 | 305 |
| 大梅 | | | | | | | | | | | 52.40 | 15,877 | 303 |
| 小梅 | | | | 2,241.00 | 1,430,768 | 638 | | | | | 1,325.50 | 108,623 | 82 |
| カボス | | | | | | | | | | | | | |
| ゆず | | | | 129.00 | 10,774 | 84 | 10,637.50 | 5,437,859 | 511 | 24,395.90 | 6,272.327 | 257 | |
| もろこし | | | | | | | | | | | 17,262.20 | 1,674.592 | 97 |
| 野菜加工品 | | | | | | | | | | | 434.00 | 213,728 | 492 |
| その他野菜 | 357.45 | 340,419 | 952 | 75.00 | 85,575 | 1,141 | 2,060.60 | 454,602 | 221 | 2,060.60 | 454,602 | 221 | |
| 合計 | 304,122.95 | 59,010,323 | 194 | 116,829.00 | 31,627,381 | 271 | 591,296.71 | 528,491,132 | 894 | 39,920,284.11 | 9,080,818,060 | 227 | |
| 計別 | | | | | | | | | | | 419,168.74 | 107,992,805 | 258 |

野菜の品目別・産地別取扱高表（都道府県別及び国外）

| 分類 | 産地 | 佐賀県 | | | 長崎県 | | | 熊本県 | | | 大分県 | | | |
|---------|-----------|---------------|---------------|-------------|---------------|--------------|-------------|--------------|--------------|---------------|--------------|-------------|-------------|-----|
| | | 数量(kg) | 金額 | 平均@ | 数量(kg) | 金額 | 平均@ | 数量(kg) | 金額 | 平均@ | 数量(kg) | 金額 | 平均@ | |
| 根菜類 | 大根 | 2,250.00 | 114,043 | 51 | 3,029,816.60 | 164,258,101 | 54 | 4,669,466.00 | 311,548,723 | 67 | 63,875.00 | 4,583,747 | 72 | |
| | かぼち | 53.00 | 2,352 | 44 | 1,035.20 | 39,473 | 38 | 688.00 | 54,199 | 79 | 2,107.50 | 952,363 | 452 | |
| | 人参 | 1,624.40 | 495,833 | 305 | 4,634,158.44 | 551,298,206 | 119 | 1,662,712.70 | 153,253,293 | 92 | 250,819.00 | 27,281,668 | 109 | |
| | ごぼう | 96.00 | 35,427 | 369 | 332.50 | 88,321 | 266 | 204,118.11 | 65,996,340 | 323 | 59,968.50 | 10,828,484 | 181 | |
| | れんこん | 1,229,483.50 | 440,480,955 | 358 | 25.00 | 5,250 | 210 | 62,041.54 | 30,423,738 | 490 | | | | |
| 葉菜類 | たけのこ | 342.00 | 40,881 | 120 | 473.50 | 31,772 | 67 | 287,605.00 | 38,415,101 | 134 | | | | |
| | ゆでたけのこ | 2,336.55 | 1,645,019 | 704 | | | | 420.00 | 325,460 | 775 | | | | |
| | 白菜 | 8,309.00 | 469,761 | 57 | 1,630,238.40 | 77,781,706 | 48 | 6,499,242.70 | 311,632,651 | 48 | 7,392,962.10 | 433,419,555 | 59 | |
| | キャベツ | 1,142,368.00 | 100,428,126 | 88 | 281,460.00 | 19,660,600 | 70 | 8,492,822.00 | 745,244,161 | 88 | 1,175,269.00 | 108,501,299 | 92 | |
| | グリーンポウル | | | | 1,140.00 | 60,200 | 53 | 110,213.00 | 8,291,504 | 75 | 88,272.00 | 7,691,295 | 87 | |
| | 春菊 | 570.45 | 348,620 | 611 | 628.80 | 49,405 | 79 | 4,002.30 | 1,950,154 | 487 | 6,317.80 | 2,361,509 | 374 | |
| | ほうれん草 | 72,414.85 | 52,475,066 | 725 | 83,970.80 | 50,285,825 | 599 | 157,322.29 | 84,938,588 | 540 | 27,362.50 | 17,666,873 | 646 | |
| | 青花菜 | 94,046.90 | 64,125,498 | 682 | 2,067.60 | 627,409 | 303 | 13,465.70 | 6,324,693 | 470 | 138,410.60 | 74,105,697 | 535 | |
| | 分葱 | 21.70 | 3,245 | 150 | | | | 90.10 | 13,358 | 148 | | | | |
| | 白葱 | 2,714.02 | 814,603 | 300 | 39,985.00 | 8,340,503 | 209 | 45,963.90 | 12,402,677 | 270 | 1,794,881.00 | 576,572,196 | 321 | |
| | ふき | 2.40 | 168 | 70 | 23.80 | 3,978 | 167 | 711.50 | 81,572 | 115 | 5.80 | 1,553 | 268 | |
| | つみき | 4.80 | 1,352 | 282 | 4,279.80 | 2,604,076 | 608 | 8.00 | 2,090 | 261 | 6,400.40 | 3,298,385 | 515 | |
| | みつば | 6.00 | 8,820 | 1,470 | 237.00 | 126,674 | 534 | 46.00 | 7,308 | 159 | 65,247.60 | 41,233,933 | 632 | |
| 菜類 | レタ | 26,157.60 | 7,143,411 | 273 | 4,388,019.00 | 642,562,180 | 146 | 261,263.00 | 45,060,221 | 172 | 465,468.00 | 62,217,674 | 134 | |
| | サニーレタ | 647.00 | 261,251 | 404 | 21,711.00 | 4,644,709 | 214 | 2,211.60 | 623,664 | 282 | 776.00 | 159,265 | 205 | |
| | グリーンリーフ | 2,766.00 | 935,488 | 338 | 14,150.00 | 4,064,048 | 287 | 2,107.80 | 716,448 | 340 | 168.00 | 37,968 | 226 | |
| | セルリー | 4,250.00 | 841,880 | 198 | 30,925.00 | 4,991,498 | 161 | 43,951.20 | 7,975,794 | 181 | 1,473.00 | 609,693 | 414 | |
| | カリフラワー | 576.00 | 69,839 | 121 | 10.00 | 53 | 5 | 95,580.00 | 14,941,002 | 156 | 465.00 | 134,715 | 290 | |
| | ブロッコリー | 75,045.40 | 18,551,319 | 247 | 145,156.90 | 57,374,705 | 395 | 72,426.35 | 24,000,161 | 331 | 420.00 | 108,571 | 259 | |
| | アスパラ | 242,507.22 | 244,612,309 | 1,009 | 80,123.72 | 86,199,395 | 1,076 | 25,820.90 | 27,845,084 | 1,078 | 1,220.90 | 1,402,629 | 1,149 | |
| | パセリ | 18,040.80 | 31,997,004 | 1,774 | | | | 3,209.53 | 2,831,095 | 882 | 22,749.85 | 29,827,112 | 1,311 | |
| | チンゲンサイ | 54,382.00 | 17,635,200 | 324 | 376.80 | 108,773 | 289 | 86,232.90 | 29,037,465 | 337 | 77,924.20 | 26,210,278 | 336 | |
| | かつお菜 | 590.00 | 160,504 | 272 | 220.00 | 40,866 | 186 | | | | | | | |
| | サラダ菜 | | | | | | | | | | | | | |
| | その他葉菜類 | 1,471,120.10 | 786,616,325 | 535 | 82,795.35 | 24,530,669 | 296 | 56,947.90 | 14,169,184 | 249 | 70,839.69 | 34,715,001 | 490 | |
| | 果菜類 | 茄子 | 147,879.00 | 27,985,619 | 189 | 6,506.70 | 1,516,772 | 233 | 1,324,828.55 | 285,958,695 | 216 | 440,520.40 | 111,736,410 | 254 |
| | | トマト | 22,292.60 | 7,026,850 | 315 | 500,468.10 | 174,691,649 | 349 | 3,722,412.60 | 1,092,557,617 | 294 | 560,829.30 | 167,517,462 | 299 |
| | | きゅうり | 1,624,830.00 | 417,658,174 | 257 | 532,111.45 | 148,165,171 | 278 | 1,906,376.85 | 485,185,789 | 255 | 158,496.80 | 39,951,664 | 252 |
| | | 南瓜 | 12,616.60 | 1,653,875 | 131 | 425,350.00 | 56,747,371 | 133 | 96,365.60 | 13,021,100 | 135 | 29,807.00 | 5,267,767 | 177 |
| 白瓜 | | | | | 3,997.00 | 38,387 | 10 | 12,955.00 | 1,162,190 | 90 | 55.00 | 998 | 18 | |
| ピーマン | | 7,479.32 | 3,292,429 | 440 | 164.95 | 33,589 | 204 | 333,847.88 | 115,039,602 | 345 | 520,128.85 | 197,501,427 | 380 | |
| ピーナツ | | 51.90 | 54,800 | 1,056 | 14,187.80 | 13,910,757 | 980 | 1,090.55 | 565,061 | 518 | 1,642.95 | 936,048 | 570 | |
| オクラ | | | | | 2,490.85 | 985,730 | 396 | 3,388.31 | 1,409,730 | 416 | 810.80 | 590,678 | 729 | |
| とうもろこし | | 2,186.50 | 269,653 | 123 | 25,114.70 | 3,718,443 | 148 | 135,635.60 | 26,255,463 | 194 | 216,080.00 | 39,189,497 | 181 | |
| 米ナス | | | | | 12.50 | 1,754 | 140 | 478.50 | 32,403 | 68 | 135.00 | 53,593 | 397 | |
| ベテマト | | 102,316.60 | 57,198,795 | 559 | 417,408.75 | 248,152,013 | 595 | 442,368.45 | 221,378,226 | 500 | 173,540.65 | 107,902,693 | 622 | |
| いんげん | | 300.70 | 197,477 | 657 | 14,205.06 | 10,087,057 | 710 | 27,074.56 | 17,954,927 | 663 | 17,052.50 | 15,014,636 | 880 | |
| 豆類 | きぬさや | | | | 2,784.90 | 2,692,738 | 967 | 455.45 | 435,908 | 957 | 3,879.70 | 3,420,932 | 882 | |
| | さやえんどう | 306.30 | 151,362 | 494 | 16,829.80 | 14,985,129 | 890 | 18,399.18 | 17,021,758 | 925 | 9,107.07 | 8,023,155 | 881 | |
| | 実えんどう | 88.30 | 43,698 | 495 | 1,533.17 | 832,314 | 543 | 8,874.85 | 4,354,141 | 491 | 184.50 | 68,987 | 374 | |
| | そら豆 | 163.00 | 47,312 | 290 | 22,985.82 | 8,062,499 | 351 | 4,749.30 | 1,929,714 | 406 | | | | |
| | 枝豆 | 52.00 | 35,532 | 683 | 173.00 | 56,999 | 329 | 4,437.45 | 1,971,154 | 444 | 992.00 | 653,520 | 659 | |
| | その他豆類 | 29.10 | 13,346 | 459 | 11.50 | 2,930 | 255 | 210.70 | 94,425 | 448 | 17.70 | 6,290 | 355 | |
| | 土物類 | 里芋 | 5,458.00 | 1,145,586 | 210 | 418.00 | 72,178 | 173 | 296,161.30 | 54,599,830 | 184 | 125,907.10 | 19,743,660 | 157 |
| | | 玉葱 | 11,426,817.30 | 870,960,079 | 76 | 1,973,220.50 | 180,332,562 | 91 | 447,094.00 | 28,335,789 | 63 | 5,155.00 | 426,176 | 83 |
| | | 甘藷 | 581.00 | 28,491 | 49 | 1,528.00 | 110,863 | 73 | 215,698.20 | 20,659,790 | 96 | 178,245.00 | 35,183,645 | 197 |
| | | 馬鈴薯 | 158,238.40 | 15,403,963 | 97 | 2,757,281.00 | 279,842,768 | 101 | 30,997.00 | 3,047,491 | 98 | | | |
| | | メークイ | 80,928.00 | 9,186,723 | 114 | 1,161,010.50 | 152,440,183 | 131 | 69,037.00 | 5,395,701 | 78 | | | |
| 長芋 | | 500.00 | 173,250 | 346 | | | | | | | | | | |
| 山の芋 | | 702.70 | 686,429 | 977 | | | | 5,722.60 | 1,548,002 | 271 | | | | |
| らっきょう | | 46.30 | 18,081 | 391 | | | | 299.00 | 55,940 | 187 | | | | |
| にんにく | | 1,366.90 | 585,141 | 428 | 8,252.80 | 3,689,747 | 447 | 6,935.18 | 2,478,890 | 357 | 4,480.92 | 4,944,749 | 1,104 | |
| 生姜 | | 43,021.60 | 20,308,511 | 472 | 237,377.30 | 103,993,466 | 438 | 136,878.70 | 54,425,430 | 398 | | | | |
| アーリーレッド | 42,325.20 | 6,784,866 | 160 | 790.00 | 38,137 | 51 | 1,552.00 | 104,527 | 67 | 150.00 | 14,910 | 99 | | |
| 茸類 | 松茸 | | | | | | | | | | | | | |
| | 椎茸 | 413.20 | 107,588 | 260 | 367,734.65 | 298,949,356 | 813 | 146,312.62 | 103,300,964 | 706 | 259,878.73 | 224,887,711 | 865 | |
| | えのき | 43,812.00 | 11,533,834 | 263 | 1,099,081.50 | 315,603,033 | 287 | 25,583.00 | 7,016,370 | 274 | 277,218.00 | 78,969,493 | 285 | |
| | なめこ | | | | 220,538.95 | 81,130,282 | 368 | 46.80 | 11,119 | 238 | 59,706.01 | 22,523,390 | 377 | |
| 香辛料類 | マッシュルーム | | | | 185.68 | 147,212 | 793 | | | | | | | |
| | 貝わ | | | | | | | | | | 10,147.71 | 6,338,277 | 625 | |
| | 大葉 | 14,227.00 | 42,695,828 | 3,001 | 468.00 | 1,579,410 | 3,375 | 1,586.00 | 3,431,000 | 2,163 | 124,341.90 | 348,306,188 | 2,801 | |
| | 妙花 | | | | 22.22 | 6,535 | 294 | 630.53 | 393,854 | 625 | 148.75 | 135,462 | 911 | |
| | 菜の花 | 192.00 | 82,425 | 429 | 10,965.40 | 8,090,228 | 738 | 1,596.50 | 943,984 | 591 | 12,351.14 | 13,560,413 | 1,098 | |
| | ハーブ | 351.00 | 463,904 | 1,322 | 33.00 | 25,410 | 770 | 136.00 | 280,140 | 2,060 | 12,502.48 | 16,122,522 | 1,290 | |
| | その他香辛野菜 | 44,004.23 | 39,441,329 | 896 | 1,854.40 | 3,789,167 | 2,043 | 5,726.42 | 7,217,381 | 1,260 | 34,785.18 | 41,685,945 | 1,198 | |
| | 大豆 | 61,288.00 | 11,645,462 | 190 | 1,433.00 | 43,266 | 30 | 16,696.00 | 1,666,928 | 100 | 6,510.00 | 1,096,873 | 168 | |
| その他 | 小梅 | 2,587.00 | 879,684 | 340 | 22.00 | 1,385 | 63 | 844.60 | 131,388 | 156 | 1,842.00 | 560,448 | 304 | |
| | カボス | | | | | | | 3,671.75 | 470,367 | 128 | 106,589.25 | 29,282,236 | 275 | |
| | ゆめずし | 1,726.40 | 256,926 | 149 | 581.90 | 54,971 | 94 | 33,648.70 | 6,100,066 | 181 | 22,087.90 | 4,888,201 | 221 | |
| | もやし | | | | | | | 262.00 | 35,385 | 135 | 1,803,677.30 | 257,997,610 | 143 | |
| | 筍 | | | | | | | 1,304.00 | 908,835 | 697 | 33.00 | 13,860 | 420 | |
| | 野菜加工品 | 286,779.48 | 118,182,316 | 412 | 6,676.15 | 3,846,102 | 576 | 5,553.45 | 1,436,153 | 259 | 13,689.37 | 7,355,353 | 537 | |
| | その他野菜 | 2,873,118.66 | 443,123,593 | 154 | 728,150.49 | 248,189,605 | 341 | 374,587.54 | 96,378,064 | 257 | 100,588.00 | 42,892,202 | 426 | |
| | 合計 | 21,461,801.98 | 3,879,637,230 | 181 | 25,054,453.10 | 4 | | | | | | | | |

野菜の品目別・産地別取扱高表（都道府県別及び国外）

| 分類 | 産地 | 宮 崎 県 | | | 鹿 児 島 県 | | | 沖 縄 県 | | |
|-------|---------------|---------------|-------------|---------------|---------------|-------------|-----------|------------|------------|-------|
| | | 数 量(kg) | 金 額 | 平均@ | 数 量(kg) | 金 額 | 平均@ | 数 量(kg) | 金 額 | 平均@ |
| 根菜類 | 大根 | 5,688.84 | 630,174 | 111 | 816,845.00 | 46,987,262 | 58 | | | |
| | 人参 | 139,583.00 | 12,300,284 | 88 | 678,558.25 | 88,320,376 | 130 | 8,670.00 | 1,033,673 | 119 |
| | ごぼう | 263,287.61 | 38,411,311 | 146 | 293,968.50 | 72,204,770 | 246 | | | |
| | れんこん | 130,465.00 | 11,703,486 | 90 | 652.00 | 1,351,350 | 2,073 | | | |
| 葉菜類 | 白きゅうり | 5,944,020.00 | 269,031,703 | 45 | 4,050,663.00 | 197,095,340 | 49 | | | |
| | キャベツ | 894,635.00 | 70,793,790 | 79 | 4,173,692.00 | 377,257,572 | 90 | | | |
| | グリーンポウ | 20,670.00 | 1,290,057 | 62 | 646,632.00 | 59,114,882 | 91 | | | |
| | 春菊 | | | | | | | | | |
| | ほうれん草 | 1,574.00 | 750,410 | 477 | 13,155.80 | 12,584,020 | 957 | | | |
| | 青葱 | 535.00 | 371,301 | 694 | 741.00 | 484,818 | 654 | | | |
| | 白葱 | 149,340.00 | 38,540,980 | 258 | 63,056.00 | 18,976,965 | 301 | | | |
| | ふじ | 31,910.60 | 17,016,876 | 533 | 8,773.20 | 4,758,345 | 542 | | | |
| | みつば | 48.00 | 26,776 | 558 | | | | | | |
| | にら | 547,055.50 | 244,363,996 | 447 | | | | | | |
| 菜類 | レタ | 8,816.00 | 2,625,756 | 298 | 21,780.00 | 4,950,336 | 227 | 800.00 | 340,726 | 426 |
| | サニーレタス | | | | 1,100.00 | 492,450 | 448 | | | |
| | グリーンリーフ | 11,541.00 | 1,700,933 | 147 | 2,668.00 | 1,222,620 | 458 | | | |
| | セルリー | 50.00 | 12,390 | 248 | | | | | | |
| | カリフラワー | 48.00 | 17,735 | 369 | 16,974.00 | 2,339,891 | 138 | | | |
| | ブロッコリー | 15,416.00 | 6,962,403 | 452 | 36,644.00 | 14,494,497 | 396 | | | |
| | アスパラ | | | | 6.50 | 5,255 | 808 | | | |
| | パセリ | 36.00 | 14,595 | 405 | | | | | | |
| | チンゲンサイ | | | | 951.32 | 625,422 | 657 | | | |
| | かつかお | | | | | | | | | |
| 果菜類 | サラダ | | | | | | | | | |
| | その他葉菜類 | 19,899.60 | 4,131,633 | 208 | 32,614.00 | 3,705,094 | 114 | 8.00 | 19,131 | 2,391 |
| | 茄子 | 8,108.00 | 1,795,622 | 221 | 35.00 | 9,555 | 273 | | | |
| | トマト | 174,114.25 | 46,605,557 | 268 | 33,654.00 | 9,227,086 | 274 | 1,748.00 | 511,151 | 292 |
| | きゅうり | 603,989.20 | 140,547,126 | 233 | 314,385.00 | 88,719,727 | 282 | | | |
| | 南瓜 | 62,808.00 | 11,753,839 | 187 | 205,081.00 | 42,908,985 | 209 | 13,780.00 | 3,352,545 | 243 |
| | 白瓜 | | | | | | | | | |
| | ピーマン | 484,786.82 | 164,744,743 | 340 | 919,846.05 | 394,746,159 | 429 | 8,927.00 | 3,401,320 | 381 |
| | ししとう | 3,625.60 | 3,787,284 | 1,045 | 305.00 | 468,817 | 1,537 | | | |
| | オクラ | 10,962.10 | 6,060,021 | 553 | 353,084.21 | 214,208,585 | 607 | 1,444.40 | 1,710,541 | 1,184 |
| 豆類 | とうもろこし | 150,030.50 | 42,167,897 | 281 | 13,465.00 | 2,771,459 | 206 | 5,325.00 | 2,116,728 | 398 |
| | 米 | 14.00 | 1,722 | 123 | | | | | | |
| | ベトナム | 292,135.92 | 165,300,070 | 566 | 120,673.20 | 66,224,074 | 549 | | | |
| | いんげん | 3,113.00 | 2,825,193 | 908 | 53,220.57 | 44,370,317 | 834 | 3,712.90 | 3,036,421 | 818 |
| | きぬさや | 4.60 | 4,347 | 945 | 18,039.28 | 24,380,966 | 1,352 | | | |
| | さやえんどう | 90.00 | 70,226 | 780 | 41,008.10 | 29,114,385 | 710 | | | |
| | 実えんどう | 88.00 | 49,126 | 558 | 108,075.00 | 60,631,385 | 561 | | | |
| | そら豆 | 250.00 | 48,862 | 195 | 75,562.90 | 32,132,188 | 425 | | | |
| | 枝豆 | 1,575.00 | 882,631 | 560 | 4,187.60 | 2,966,921 | 709 | | | |
| | その他豆類 | 838.00 | 419,836 | 501 | 40.00 | 10,710 | 268 | | | |
| 土物類 | 里芋 | 461,948.50 | 84,320,552 | 183 | 48,446.00 | 20,156,451 | 416 | 2.00 | 1,050 | 525 |
| | 玉葱 | 4,354.00 | 407,632 | 94 | 40,710.00 | 3,726,306 | 92 | | | |
| | 甘藷 | 2,800,443.60 | 480,413,388 | 172 | 368,510.40 | 56,183,801 | 152 | | | |
| | 馬鈴薯 | 5,130.00 | 426,697 | 83 | 1,084,830.80 | 134,207,748 | 124 | | | |
| | マークイ | 7,420.00 | 1,059,403 | 143 | 1,021,664.30 | 137,858,208 | 135 | | | |
| | 長芋 | | | | | | | | | |
| | 山の芋 | 111.30 | 127,786 | 1,148 | | | | | | |
| | らっきょう | 97,175.30 | 16,770,459 | 173 | 68,908.00 | 15,553,138 | 226 | 1,244.55 | 1,908,070 | 1,533 |
| | んにく | | | | 80.00 | 39,585 | 495 | | | |
| | 生姜 | 53,237.55 | 37,401,330 | 703 | 94.00 | 31,710 | 337 | | | |
| 茸類 | アーリーレッド | | | | | | | | | |
| | 松茸 | | | | | | | | | |
| | 椎茸 | 149,913.85 | 109,592,823 | 731 | 80.00 | 16,800 | 210 | | | |
| | えのめ | 131,700.00 | 32,584,141 | 247 | | | | | | |
| 香辛穂物類 | しなめこ | | | | 3,024.00 | 730,386 | 242 | | | |
| | マッシュルーム | | | | | | | | | |
| | 貝われ | | | | | | | | | |
| | 大妙 | 144.00 | 203,805 | 1,415 | | | | | | |
| その他 | 菜の花 | | | | 6.00 | 2,100 | 350 | | | |
| | ハーブ | | | | 59.60 | 59,220 | 994 | | | |
| | その他香辛野菜 | | | | 497.50 | 940,363 | 1,890 | 1,100.34 | 1,382,632 | 1,257 |
| | 大梅 | 6,655.00 | 1,446,936 | 217 | 372.78 | 313,052 | 840 | 1,166.84 | 1,210,355 | 1,037 |
| | 小梅 | 70.00 | 22,260 | 318 | | | | | | |
| | カボス | 51.00 | 10,288 | 202 | | | | | | |
| | ゆず | 2,674.90 | 569,328 | 213 | | | | | | |
| | もやし | | | | | | | | | |
| | 野菜加工品 | 106,226.36 | 24,629,383 | 232 | 27,637.25 | 8,247,501 | 298 | | | |
| | その他野菜 | 131,600.91 | 54,423,944 | 414 | 784,199.30 | 46,422,766 | 59 | 38,099.34 | 15,107,720 | 397 |
| 合計 | 13,940,008.41 | 2,152,170,846 | 154 | 16,573,806.41 | 2,344,925,671 | 141 | 86,028.37 | 35,132,063 | 408 | |
| 鶏卵 | 364,591.10 | 89,385,987 | 245 | 100.00 | 17,691 | 177 | | | | |

野菜の品目別・産地別取扱高表（都道府県別及び国外）

| 分類 | 産地 | 韓国 | | | 中国 | | | 台湾 | | | フィリピン | | |
|---------|---------|------------|-------------|--------|---------------|---------------|-------------|------------|-------------|-------|-----------|------------|-----|
| | | 数量(kg) | 金額 | 平均@ | 数量(kg) | 金額 | 平均@ | 数量(kg) | 金額 | 平均@ | 数量(kg) | 金額 | 平均@ |
| 根菜類 | 大根 | | | | | | | | | | | | |
| | 人参 | | | | 1,075,120.00 | 86,579,405 | 81 | 2,000.00 | 201,958 | 101 | | | |
| | ごぼう | | | | 545,361.00 | 52,733,412 | 97 | 84,650.00 | 9,154,306 | 108 | | | |
| | れんこん | | | | 22,778.00 | 13,979,149 | 614 | | | | | | |
| 葉菜類 | ゆでたけのこ | | | | | | | | | | | | |
| | 白菜 | | | | | | | | | | | | |
| | キャベツ | 16,050.00 | 1,507,278 | 94 | 6,470.00 | 495,390 | 77 | | | | | | |
| | グリーンボウル | | | | | | | | | | | | |
| | 春ほうれん草 | | | | 6,817.00 | 1,771,182 | 260 | | | | | | |
| | 青分葱 | | | | 343,871.00 | 65,925,988 | 192 | | | | | | |
| | 白ふつ | | | | | | | | | | | | |
| | みづな | | | | 9.00 | 6,300 | 700 | | | | | | |
| | レタス | | | | | | | 768,000.00 | 98,775,600 | 129 | | | |
| | サニーレタス | | | | | | | | | | | | |
| 菜類 | グリーンリーフ | | | | | | | | | | | | |
| | セルリー | | | | | | | | | | | | |
| | カリフラワー | | | | | | | | | | | | |
| | ブロッコリー | | | | 6,100.00 | 1,566,685 | 257 | | | | | | |
| | アスパラ | | | | 3.70 | 7,382 | 1,995 | | | | 78.00 | 53,550 | 687 |
| | パセリ | | | | | | | 25.00 | 47,250 | 1,890 | | | |
| | チンゲンサイ | | | | | | | | | | | | |
| | かつお菜 | | | | | | | | | | | | |
| | サラダ菜 | | | | | | | | | | | | |
| | その他葉菜類 | | | | 25,010.50 | 9,550,142 | 382 | 1,157.00 | 1,807,654 | 1,562 | | | |
| 果菜類 | 茄子 | | | | | | | | | | | | |
| | トマト | 4.00 | 1,680 | 420 | | | | | | | | | |
| | きゅうり | 2,700.00 | 215,048 | 80 | | | | | | | | | |
| | 白瓜 | | | | | | | | | | | | |
| | ピーマン | 380,919.20 | 238,063,829 | 625 | 40.00 | 22,260 | 556 | | | | | | |
| | ししとう | 415.50 | 544,607 | 1,311 | 2,049.10 | 1,522,261 | 743 | 36.00 | 17,010 | 472 | | | |
| | オクラ | | | | | | | | | | 34,468.60 | 19,662,768 | 570 |
| | とうもろこし | | | | | | | | | | 192.00 | 102,816 | 536 |
| 豆類 | 米 | | | | | | | | | | | | |
| | テト | 12,654.00 | 5,557,098 | 439 | | | | | | | | | |
| | いんげん | | | | | | | | | | | | |
| | きぬさや | | | | 1,328.30 | 940,203 | 708 | | | | | | |
| | さやえんどう | | | | 3,058.88 | 1,872,258 | 612 | | | | | | |
| | 実えんどう | | | | 30.00 | 13,650 | 455 | | | | | | |
| | そら豆 | | | | | | | 2,119.20 | 743,299 | 351 | | | |
| | その他豆類 | | | | 396.00 | 189,213 | 478 | | | | | | |
| | 里芋 | | | | 187,710.00 | 36,414,204 | 194 | | | | | | |
| | 土物類 | 玉葱 | | | | 2,298,144.00 | 185,912,653 | 81 | | | | | |
| 馬鈴薯 | | | | | | | | | | | | | |
| メークイ | | | | | | | | | | | | | |
| 長辛 | | | | | | | | | | | | | |
| 山の羊 | | | | | | | | | | | | | |
| らっきょう | | | | | | | | | | | | | |
| にんにく | | | | | 154,055.90 | 42,284,598 | 274 | | | | | | |
| 生姜 | | | | | 133,662.60 | 34,160,285 | 256 | | | | | | |
| アーリーレッド | | | | | 200.00 | 27,300 | 136 | | | | | | |
| 松茸 | | 98.58 | 2,631,039 | 26,689 | 9,807.87 | 72,660,336 | 7,408 | | | | | | |
| 茸類 | 椎茸 | | | | 33,077.00 | 16,176,407 | 489 | | | | | | |
| | えのめ | | | | | | | | | | | | |
| | しめじ | | | | | | | | | | | | |
| | なめこ | | | | | | | | | | | | |
| | マッシュルーム | | | | | | | | | | | | |
| | 貝 | | | | | | | | | | | | |
| | 大根 | | | | 884.00 | 2,123,940 | 2,403 | | | | | | |
| | 大葉 | | | | | | | | | | | | |
| | ハクサイ | | | | | | | | | | | | |
| | その他香辛野菜 | | | | 33.64 | 60,223 | 1,790 | | | | 1,175.40 | 545,299 | 464 |
| その他 | 大梅 | | | | | | | | | | | | |
| | 小梅 | | | | | | | | | | | | |
| | カボス | | | | | | | | | | | | |
| | ゆず | | | | | | | | | | | | |
| | もやし | | | | | | | | | | | | |
| | 筍 | | | | 37,917.70 | 11,082,217 | 292 | | | | | | |
| | 野菜加工品 | 15.00 | 7,088 | 473 | 7,850,663.70 | 642,498,537 | 82 | | | | | | |
| | その他野菜 | 41.60 | 7,980 | 192 | 5,396.79 | 4,583,828 | 849 | 99.90 | 166,521 | 1,667 | | | |
| | 合計 | 412,897.88 | 248,535,647 | 602 | 12,749,995.68 | 1,285,159,408 | 101 | 858,087.10 | 110,913,598 | 129 | 35,914.00 | 20,364,433 | 567 |

野菜の品目別・産地別取扱高表（都道府県別及び国外）

| 分類 | 産地 | タイ | | | アメリカ | | | ニュージーランド | | | オーストラリア | | | | | | |
|--------|---------|------------|---|------------|------------|--------------|-------------|-------------|-------|--------------|--------------|-------------|-------|----------|-----------|-----------|-------|
| | | 品目 | 数 | 量(kg) | 金額 | 平均@ | 数 | 量(kg) | 金額 | 平均@ | 数 | 量(kg) | 金額 | 平均@ | | | |
| 根菜類 | 大かぼち | | | | | | | | | | | | | | | | |
| | 人参 | | | | 1,029.00 | | 525,127 | | 510 | 74,540.00 | 7,440,622 | | 100 | | | | |
| | れんこん | | | | | | | | | | | | | | | | |
| 葉菜類 | たけのこ | 528.00 | | 325,185 | 616 | | | | | | | | | | | | |
| | ゆでたまご | | | | | | | | | | | | | | | | |
| | 白菜 | | | | | | | | | | | | | | | | |
| | キャベツ | | | | | | | | | | | | | | | | |
| | グリーンボウル | | | | | | | | | | | | | | | | |
| | 春菊 | | | | | | | | | | | | | | | | |
| | ほうれん草 | | | | | | | | | | | | | | | | |
| | 青葱 | | | | | | | | | | | | | | | | |
| | 白葱 | | | | | | | | | | | | | | | | |
| | ふき | | | | | | | | | | | | | | | | |
| | つばき | | | | | | | | | | | | | | | | |
| | みょうろ | | | | | | | | | | | | | | | | |
| | レタ | | | | | | | | | | | | | | | | |
| | サニーレタス | | | | | | | | | | | | | | | | |
| | 果菜類 | グリーンリーフ | | | | | | | | | | | | | | | |
| セルリー | | | | | 28,023.00 | | 5,294,158 | | 189 | 132.00 | 197,820 | | 1,499 | 1.00 | 1,785 | | |
| カリフラワー | | | | | | | | | | | | | | | | | |
| ブロッコリー | | | | | 430,641.00 | | 141,537,245 | | 329 | | | | | | | | |
| アスパラ | | 6,578.86 | | 10,186,042 | 1,548 | 65.00 | 76,441 | | 1,176 | 10,521.30 | 13,549,842 | | 1,288 | 1,956.60 | 2,655,901 | 1,357 | |
| パセリ | | | | | | | | | | | | | | | | | |
| チンゲンサイ | | | | | | | | | | | | | | | | | |
| かつお菜 | | | | | | | | | | | | | | | | | |
| サラダ菜 | | | | | | | | | | | | | | | | | |
| その他葉菜類 | | 3,163.00 | | 1,347,821 | 426 | 31,893.08 | | 23,215,795 | | 728 | 3,469.53 | 3,895,605 | | 1,123 | 303.00 | 341,670 | 1,128 |
| 果物類 | 茄子 | | | | | | | | | | | | | | | | |
| | トマト | | | | | | | | | | | | | | | | |
| | きゅうり | | | | | | | | | | | | | | | | |
| | 南瓜 | | | | | | | | | 1,424,060.00 | 124,995,376 | | 88 | | | | |
| | 白瓜 | | | | | | | | | | | | | | | | |
| | ピーマン | | | | | | | | | 18,400.00 | 13,955,363 | | 758 | | | | |
| | ししとう | | | | | | | | | | | | | | | | |
| 豆類 | オクラ | 43,073.60 | | 26,197,891 | 608 | | | | | | | | | | | | |
| | とうもろこし | | | | | | | | | | | | | | | | |
| | 米 | | | | | | | | | | | | | | | | |
| | ナマト | | | | | | | | | | | | | | | | |
| | 大豆 | | | | | | | | | | | | | | | | |
| 土物類 | いんげん | | | | | | | | | | | | | | | | |
| | きぬさや | 2,488.00 | | 938,482 | 377 | | | | | | | | | | | | |
| | さやえんどう | 22,894.25 | | 10,644,021 | 465 | | | | | | | | | | | | |
| | 実えんどう | | | | | | | | | | | | | | | | |
| | そら豆 | | | | | | | | | | | | | | | | |
| | 枝豆 | | | | | | | | | | | | | | | | |
| | その他豆類 | | | | | | | | | | | | | | | | |
| | 里芋 | | | | | | | | | | | | | | | | |
| | 玉葱 | 18,390.00 | | 798,987 | 43 | 528,005.60 | | 37,920,522 | | 72 | 16,480.00 | 1,493,940 | | 91 | | | |
| | 馬鈴薯 | | | | | | | | | | | | | | | | |
| 茸類 | メークイ | | | | | | | | | | | | | | | | |
| | 長山 | | | | | | | | | | | | | | | | |
| | らっきょう | | | | | | | | | | | | | | | | |
| | にんにく | | | | | | | | | | | | | | | | |
| | 生姜 | | | | | | | | | | | | | | | | |
| | アーリーレッド | 100.00 | | 50,610 | 506 | 72,460.10 | | 14,682,920 | | 203 | 43,935.00 | 9,627,144 | | 219 | 3,020.00 | 405,720 | 134 |
| | 松茸 | | | | | 3,263.77 | | 22,328,915 | | 6,841 | | | | | | | |
| | 椎茸 | | | | | | | | | | | | | | | | |
| | えのめ | | | | | | | | | | | | | | | | |
| | しなめ | | | | | | | | | | | | | | | | |
| 香辛料類 | マッシュルーム | | | | | | | | | | | | | | | | |
| | 貝わ | | | | | | | | | | | | | | | | |
| | 大葉 | | | | | | | | | | | | | | | | |
| | 妙菜 | | | | | | | | | | | | | | | | |
| | のり | | | | | | | | | | | | | | | | |
| その他 | ハクサイ | | | | | | | | | | | | | | | | |
| | その他香辛野菜 | 29,989.90 | | 28,148,233 | 939 | | | | | | | | | | | | |
| | 大梅 | | | | | | | | | | | | | | | | |
| | 小梅 | | | | | | | | | | | | | | | | |
| | カボチャ | | | | | | | | | | | | | | | | |
| その他 | 野菜加工品 | 908.40 | | 347,073 | 382 | | | | | | | | | | | | |
| | その他野菜 | 2,378.40 | | 856,510 | 360 | 12,145.00 | | 9,894,508 | | 815 | 1,702.31 | 1,296,706 | | 762 | 2,121.68 | 1,763,610 | 831 |
| | 合計 | 130,492.41 | | 79,840,855 | 612 | 1,182,492.55 | | 284,514,830 | | 241 | 1,593,665.14 | 177,105,413 | | 111 | 8,091.38 | 6,296,796 | 778 |

野菜の品目別・産地別取扱高表（都道府県別及び国外）

| 分類 | 品目 | 産地 | ヨーロッパ | | | 南アフリカ | | | カナダ | | | 東南アジア | | |
|------|---------|-----------|------------|------------|-------|--------|--------|----------|------------|-------|-------|--------|--------|-----|
| | | | 数量(kg) | 金額 | 平均@ | 数量(kg) | 金額 | 平均@ | 数量(kg) | 金額 | 平均@ | 数量(kg) | 金額 | 平均@ |
| 根菜類 | 大根 | 根 | | | | | | | | | | | | |
| | 人参 | 参 | | | | | | | | | | | | |
| | ごぼう | ぼう | | | | | | | | | | | | |
| | こんにゃく | こんにゃく | | | | | | | | | | | | |
| 葉菜類 | 白菜 | 葉 | | | | | | | | | | | | |
| | キャベツ | キャベツ | | | | | | | | | | | | |
| | グリーンボウル | グリーンボウル | | | | | | | | | | | | |
| | ほうれん草 | ほうれん草 | | | | | | | | | | | | |
| | 青葱 | 青葱 | | | | | | | | | | | | |
| | 白葱 | 白葱 | | | | | | | | | | | | |
| | ふき | ふき | | | | | | | | | | | | |
| | みつば | みつば | | | | | | | | | | | | |
| | レタ | レタ | | | | | | | | | | | | |
| | サニーレタス | サニーレタス | | | | | | | | | | | | |
| 果菜類 | グリーンリーフ | グリーンリーフ | 875.00 | 1,266,615 | 1,448 | | | | | | | | | |
| | セルリー | セルリー | | | | | | | | | | | | |
| | カリフラワー | カリフラワー | | | | | | | | | | | | |
| | ブロッコリー | ブロッコリー | | | | | | | | | | | | |
| | アスパラ | アスパラ | 4.00 | 23,625 | 5,906 | | | | | | | | | |
| | パセリ | パセリ | | | | | | | | | | | | |
| | チンゲンサイ | チンゲンサイ | | | | | | | | | | | | |
| | かつお菜 | かつお菜 | | | | | | | | | | | | |
| | サラダ菜 | サラダ菜 | | | | | | | | | | | | |
| | その他葉菜類 | その他葉菜類 | 9,993.61 | 11,976,372 | 1,198 | | | | | | | | | |
| 果菜類 | トマト | トマト | | | | | | | | | | | | |
| | きゅうり | きゅうり | | | | | | | | | | | | |
| | 南瓜 | 南瓜 | | | | | | | | | | | | |
| | ピーマン | ピーマン | 45,632.90 | 34,435,384 | 755 | | | | | | | | | |
| | ししとう | ししとう | | | | | | | | | | | | |
| | オクラ | オクラ | | | | | | | | | | | | |
| 豆類 | とうもろこし | とうもろこし | | | | | | | | | | | | |
| | 米 | 米 | | | | | | | | | | | | |
| | ベテ | ベテ | | | | | | | | | | | | |
| | マメ | マメ | | | | | | | | | | | | |
| 土物類 | いんげん | いんげん | | | | | | | | | | | | |
| | さやえんどう | さやえんどう | | | | | | | | | | | | |
| | 寒えんどう | 寒えんどう | | | | | | | | | | | | |
| | 枝豆 | 枝豆 | | | | | | | | | | | | |
| その他 | その他豆類 | その他豆類 | | | | | | | | | | | | |
| | 里芋 | 里芋 | | | | | | | | | | | | |
| | 玉葱 | 玉葱 | | | | | | | | | | | | |
| | 甘藷 | 甘藷 | | | | | | | | | | | | |
| | 馬鈴薯 | 馬鈴薯 | | | | | | | | | | | | |
| | メークイン | メークイン | | | | | | | | | | | | |
| | 長芋 | 長芋 | | | | | | | | | | | | |
| | 山の芋 | 山の芋 | | | | | | | | | | | | |
| | らっきょう | らっきょう | | | | | | | | | | | | |
| | にんにく | にんにく | | | | | | | | | | | | |
| 茸類 | 生椎茸 | 生椎茸 | 437.88 | 1,867,560 | 4,265 | | | | | | | | | |
| | えのめ | えのめ | | | | | | | | | | | | |
| | しなめ | しなめ | | | | | | | | | | | | |
| | マッシュルーム | マッシュルーム | | | | | | | | | | | | |
| 香辛料類 | 貝われ | 貝われ | | | | | | | | | | | | |
| | 大葉 | 大葉 | | | | | | | | | | | | |
| | ハーブ類 | ハーブ類 | 16.00 | 18,816 | 1,176 | 0.01 | 620 | 62,000 | | | | | | |
| その他 | その他香辛野菜 | その他香辛野菜 | 619.00 | 1,025,535 | 1,657 | | | | | | | | | |
| | 大梅 | 大梅 | | | | | | | | | | | | |
| | 小梅 | 小梅 | | | | | | | | | | | | |
| | カボス | カボス | | | | | | | | | | | | |
| その他 | ゆず | ゆず | | | | | | | | | | | | |
| | 野菜加工品 | 野菜加工品 | | | | | | | | | | | | |
| | その他野菜計 | その他野菜計 | 7,419.82 | 5,235,172 | 706 | | | | | | | | | |
| 合計 | 合計 | 64,998.21 | 55,849,079 | 859 | 0.01 | 620 | 62,000 | 3,150.05 | 15,605,392 | 4,954 | 68.00 | 25,620 | 36,330 | 534 |

野菜の品目別・産地別取扱高表（都道府県別及び国外）

| 分類 | 品目 | 産地 | 中南米 | | | その他外国 | | | 合計 | | |
|--------|---------|--------------|-------------|--------|------------|------------|--------------|----------------|----------------|---------------|-----|
| | | | 数量(kg) | 金額 | 平均@ | 数量(kg) | 金額 | 平均@ | 数量(kg) | 金額 | 平均@ |
| 根菜類 | 大根 | | | | | | | 18,347,093.04 | 1,196,063.301 | 65 | |
| | 人参 | | | | | | | 780,343.77 | 65,553.565 | 84 | |
| | ごぼう | | | | | | | 12,596,657.99 | 1,519,822.001 | 121 | |
| | れんこん | | | | | | | 2,477,749.42 | 451,379.207 | 182 | |
| | たけのこ | | | | | | | 1,295,332.04 | 471,919.196 | 364 | |
| 葉菜類 | ゆでたけのこ | | | | | | | 721,126.45 | 109,486.194 | 152 | |
| | 白菜 | | | | | | | 48,608.74 | 34,132.492 | 702 | |
| | キャベツ | | | | | | | 40,730,795.00 | 2,387,922.265 | 59 | |
| | グリーンボウル | | | | | | | 30,369,041.90 | 2,720,364.609 | 90 | |
| | 春菊 | | | | | | | 1,779,275.00 | 178,862.361 | 101 | |
| | ほうれん草 | | | | | | | 565,512.70 | 285,270.980 | 504 | |
| | 青葱 | | | | | | | 1,354,180.07 | 665,171.922 | 491 | |
| | 白葱 | | | | | | | 1,264,650.63 | 884,036.402 | 699 | |
| | ふじわら | | | | | | | 9,086.05 | 6,518.953 | 717 | |
| | みつば | | | | | | | 2,964,936.62 | 893,712.876 | 301 | |
| | みょうろ | | | | | | | 89,175.20 | 20,196.032 | 226 | |
| | にら | | | | | | | 51,634.32 | 27,802.962 | 538 | |
| | レタス | | | | | | | 172,551.05 | 97,115.791 | 563 | |
| | サニーレタス | | | | | | | 1,555,270.25 | 690,961.118 | 444 | |
| | 菜類 | グリーンリーフ | | | | | | | 12,784,860.60 | 1,866,500.809 | 146 |
| セルリー | | | | | | | | 941,297.10 | 271,150.361 | 288 | |
| カリフラワー | | | | | | | | 790,311.10 | 228,703.478 | 289 | |
| ブロッコリー | | | | | | | | 739,709.60 | 177,395.132 | 240 | |
| アスパラ | | 25,592.56 | 33,386.065 | 1,305 | | | | 331,444.35 | 52,420.116 | 158 | |
| パセリ | | | | | | | | 2,237,412.76 | 711,328.233 | 318 | |
| チンゲンサイ | | | | | | | | 625,437.56 | 659,058.188 | 1,054 | |
| かつお菜 | | | | | | | | 101,420.04 | 123,470.707 | 1,217 | |
| サラダ | | | | | | | | 365,732.92 | 116,824.294 | 319 | |
| その他葉菜類 | | 2,657.12 | 1,876.615 | 706 | | | | 115,000.86 | 31,452.979 | 274 | |
| 茄子 | | | | | | | | 100,702.70 | 64,849.766 | 644 | |
| トマト | | | | | 1,060.00 | 81.807 | 77 | 4,325,828.39 | 1,976,746.865 | 457 | |
| きゅうり | | | | | | | | 4,942,612.74 | 1,336,536.487 | 270 | |
| 白瓜 | | 1,724,916.30 | 209,692,139 | 122 | 124,630.00 | 23,304,374 | 187 | 8,672,962.74 | 2,750,068.761 | 317 | |
| ピーマン | | | | | | | | 8,653,520.20 | 2,173,582.212 | 251 | |
| ピーナツ | | | | | | | 6,319,065.00 | 782,966.129 | 124 | | |
| ピーナツ | | | | | | | 132,035.00 | 9,398.396 | 71 | | |
| ピーナツ | | | | | | | 2,824,081.77 | 1,213,838.074 | 430 | | |
| ピーナツ | | | | | | | 128,492.61 | 144,325.734 | 1,123 | | |
| ピーナツ | | | | | | | 514,986.12 | 313,462.772 | 609 | | |
| ピーナツ | | | | | | | 959,450.70 | 194,154.206 | 202 | | |
| ピーナツ | | | | | | | 130,904.10 | 39,975.666 | 305 | | |
| ピーナツ | 96.00 | 57,960 | 604 | | | | 1,860,317.56 | 1,105,025.162 | 594 | | |
| 豆類 | いんげん | 630.00 | 361,972 | 575 | 6,710.00 | 3,373,671 | 503 | 210,406.64 | 165,426.367 | 786 | |
| | きぬさや | | | | | | | 38,049.02 | 51,597.018 | 1,356 | |
| | さやえんどう | | | | | | | 118,410.79 | 88,785.920 | 750 | |
| | えんどう | | | | | | | 136,327.40 | 73,882.518 | 542 | |
| | そら豆 | | | | | | | 121,744.42 | 46,773.343 | 384 | |
| | 枝豆 | | | | | | | 75,303.70 | 41,831.700 | 556 | |
| | その他豆類 | | | | | | | 13,698.19 | 5,757.644 | 420 | |
| | 里芋 | | | | | | | 1,180,625.80 | 228,999.888 | 194 | |
| | 玉葱 | | | | | | | 36,503,949.60 | 3,196,431.174 | 88 | |
| | 馬鈴薯 | | | | | | | 3,690,034.90 | 627,901.836 | 170 | |
| 土物類 | メークイン | | | | | | | 5,746,253.60 | 648,615.249 | 113 | |
| | 長芋 | | | | | | | 8,224,040.20 | 986,494.685 | 120 | |
| | 山の芋 | | | | | | | 3,801,294.80 | 1,271,221.593 | 334 | |
| | らっきょう | | | | | | | 55,042.85 | 38,876.429 | 706 | |
| | らっきょう | | | | | | | 229,341.15 | 59,783.380 | 261 | |
| | にんにく | | | | | | | 242,973.50 | 136,452.530 | 562 | |
| | 生姜 | | | | | | | 669,265.55 | 285,050.739 | 426 | |
| | アーリーレッド | | | | | | | 188,278.80 | 36,514.793 | 194 | |
| | 松茸 | 621.28 | 7,326,243 | 11,792 | | | | 16,831.94 | 132,149.630 | 7,851 | |
| | 椎茸 | | | | | | | 1,003,981.87 | 785,266.300 | 782 | |
| 茸類 | えのき | | | | | | | 2,899,123.36 | 801,300.747 | 276 | |
| | しめじ | | | | | | | 1,443,034.74 | 594,794.470 | 412 | |
| | なめこ | | | | | | | 281,192.56 | 104,171.926 | 370 | |
| | マッシュルーム | | | | | | | 60,143.06 | 74,816.660 | 1,244 | |
| | 貝われ | | | | | | | 355,447.98 | 102,002.431 | 287 | |
| | 大葉 | | | | | | | 148,968.21 | 416,515.438 | 2,796 | |
| | 妙菜 | | | | | | | 136,595.30 | 231,289.403 | 1,693 | |
| | のり | | | | | | | 82,947.95 | 70,411.942 | 849 | |
| | ハーブ | | | | | | | 28,070.02 | 41,574.533 | 1,481 | |
| | その他香辛野菜 | 24.00 | 42,840 | 1,785 | 23.20 | 45,650 | 1,968 | 425,196.76 | 507,184.363 | 1,193 | |
| その他 | 大梅 | | | | | | | 280,128.80 | 62,327.773 | 222 | |
| | 小梅 | | | | | | | 37,572.90 | 10,356.467 | 276 | |
| | カボス | | | | | | | 112,131.00 | 30,012.855 | 268 | |
| | ゆず | | | | | | | 99,467.90 | 25,802.855 | 259 | |
| | もやし | | | | | | | 1,825,781.50 | 260,976.703 | 143 | |
| | 筍 | | | | | | | 44,160.80 | 17,736.490 | 402 | |
| | 野菜加工品 | 5,265.60 | 2,002,616 | 380 | 30.00 | 55,652 | 1,855 | 8,764,434.14 | 894,984.443 | 102 | |
| | その他野菜 | 110.00 | 23,615 | 215 | | | | 6,140,919.13 | 1,362,472.677 | 222 | |
| | 合計 | 1,759,912.96 | 254,770,065 | 145 | 132,453.20 | 26,861,154 | 203 | 261,201,777.59 | 43,566,071.666 | 167 | |
| | 鶏卵 | | | | | | | 783,859.84 | 197,396.483 | 252 | |

野菜の品目別・月別取扱高表

| 分類 | 品目 | 1月 | | | 2月 | | | 3月 | | | 4月 | | |
|---------|----------|--------------|-------------|------------|--------------|-------------|------------|--------------|-------------|------------|--------------|-------------|-----------|
| | | 数量(kg) | 金額 | 平均@ | 数量(kg) | 金額 | 平均@ | 数量(kg) | 金額 | 平均@ | 数量(kg) | 金額 | 平均@ |
| 根菜類 | 大根 | 1,533,535.50 | 96,698,397 | 63 | 1,619,222.50 | 91,266,196 | 56 | 1,847,677.00 | 75,519,565 | 41 | 1,510,114.50 | 63,601,976 | 42 |
| | かぶ | 123,973.39 | 9,312,943 | 75 | 106,510.95 | 5,390,413 | 51 | 30,390.40 | 1,546,949 | 51 | 313.00 | 165,030 | 527 |
| | 人参 | 1,118,084.95 | 108,519,105 | 97 | 823,264.75 | 96,236,827 | 117 | 895,988.25 | 100,270,318 | 112 | 1,014,302.10 | 126,374,746 | 125 |
| | ごぼう | 176,655.55 | 33,625,030 | 190 | 158,638.50 | 30,619,170 | 193 | 212,607.65 | 40,846,500 | 192 | 224,582.05 | 41,577,727 | 185 |
| | れんこん | 102,560.00 | 38,969,986 | 380 | 104,035.50 | 34,561,470 | 332 | 97,770.00 | 32,846,628 | 336 | 77,902.00 | 29,395,322 | 377 |
| | たけのこ | 3,551.50 | 2,549,100 | 718 | 7,464.30 | 5,598,958 | 750 | 43,670.70 | 19,369,142 | 444 | 461,391.00 | 65,980,051 | 143 |
| | ゆで筍 | | | | | | | 1,206.19 | 1,526,908 | 1,266 | 25,534.01 | 16,964,802 | 664 |
| | 白菜 | 3,946,891.40 | 187,330,714 | 47 | 4,721,533.40 | 215,299,674 | 46 | 2,276,469.00 | 114,118,139 | 50 | 2,584,355.00 | 125,591,656 | 49 |
| | キャベツ | 2,045,139.00 | 208,134,925 | 102 | 2,303,230.00 | 187,928,587 | 82 | 2,703,517.00 | 169,778,705 | 63 | 2,826,422.00 | 224,482,357 | 79 |
| | グリーンボウル | 71,500.00 | 7,327,615 | 102 | 60,810.00 | 4,883,614 | 80 | 66,040.00 | 4,588,915 | 69 | 98,120.00 | 7,549,201 | 77 |
| 葉菜類 | 春菊 | 67,823.95 | 46,286,724 | 682 | 69,006.10 | 24,157,911 | 350 | 61,216.70 | 14,052,737 | 230 | 49,868.20 | 14,103,899 | 283 |
| | ほうれん草 | 140,715.39 | 66,540,608 | 473 | 178,594.96 | 58,723,788 | 329 | 176,341.96 | 45,237,479 | 257 | 124,059.07 | 49,624,622 | 400 |
| | 青菜 | 96,165.25 | 70,717,234 | 735 | 102,851.79 | 61,445,270 | 597 | 111,847.25 | 46,703,319 | 418 | 108,288.08 | 44,884,671 | 414 |
| | 分葱 | 1,448.00 | 1,356,517 | 937 | 1,566.20 | 1,299,662 | 830 | 4,417.15 | 2,284,505 | 517 | 93.20 | 17,936 | 192 |
| | 白葱 | 327,361.90 | 98,048,979 | 300 | 289,736.30 | 71,778,200 | 248 | 290,150.00 | 53,274,312 | 184 | 230,962.00 | 50,276,816 | 218 |
| | ふつきわ | 11,446.20 | 2,671,509 | 233 | 13,026.00 | 3,149,758 | 242 | 19,188.80 | 4,799,065 | 250 | 21,713.90 | 4,845,672 | 223 |
| | みつば | 1,284.20 | 1,080,236 | 841 | 5,578.40 | 4,155,520 | 745 | 17,762.15 | 9,775,289 | 550 | 16,781.17 | 8,500,549 | 507 |
| | みつば | 10,331.60 | 11,380,041 | 1,101 | 13,886.90 | 5,900,019 | 425 | 16,830.70 | 6,684,454 | 397 | 16,621.15 | 4,155,079 | 250 |
| | にら | 111,219.60 | 84,423,535 | 759 | 120,455.70 | 62,808,087 | 521 | 149,617.15 | 44,338,965 | 296 | 141,888.90 | 39,577,227 | 279 |
| | レタス | 1,016,148.00 | 264,113,973 | 260 | 831,490.00 | 116,483,213 | 140 | 1,186,633.10 | 100,303,344 | 85 | 1,033,145.00 | 131,974,993 | 128 |
| 菜類 | サニーレタス | 62,251.00 | 29,789,937 | 479 | 72,806.60 | 17,166,695 | 236 | 91,646.45 | 13,146,587 | 143 | 85,755.55 | 18,499,071 | 216 |
| | グリーンリーフ | 64,421.70 | 32,400,924 | 503 | 69,084.00 | 15,955,752 | 231 | 74,727.50 | 10,516,227 | 141 | 62,191.90 | 13,391,198 | 215 |
| | セルリー | 49,604.80 | 12,303,642 | 248 | 60,714.70 | 13,888,970 | 229 | 72,763.10 | 15,235,579 | 209 | 63,667.50 | 15,611,834 | 245 |
| | カリフラワー | 51,924.00 | 8,044,086 | 155 | 72,975.65 | 7,027,816 | 96 | 30,515.20 | 4,654,880 | 153 | 20,682.00 | 4,270,311 | 206 |
| | ブロッコリー | 175,457.15 | 68,453,852 | 390 | 376,765.21 | 86,833,298 | 230 | 408,678.40 | 78,790,301 | 193 | 146,286.00 | 53,868,464 | 368 |
| | アスパラ | 8,910.12 | 18,020,482 | 2,022 | 25,053.41 | 32,239,616 | 1,287 | 81,400.69 | 87,639,072 | 1,077 | 68,198.95 | 99,500,485 | 1,459 |
| | パセリ | 6,209.67 | 10,937,251 | 1,761 | 8,045.52 | 6,566,681 | 816 | 9,641.65 | 5,779,179 | 599 | 10,218.88 | 6,095,584 | 597 |
| | チンゲンサイ | 19,946.68 | 10,061,623 | 504 | 25,873.80 | 6,459,452 | 250 | 30,499.00 | 5,658,443 | 186 | 35,645.80 | 9,007,954 | 253 |
| | かつお菜 | 17,243.15 | 3,634,973 | 211 | 5,572.11 | 464,103 | 83 | 765.00 | 52,610 | 69 | | | |
| | サラダ菜 | 7,119.10 | 7,032,401 | 988 | 6,615.00 | 4,238,524 | 641 | 7,673.00 | 3,853,524 | 502 | 9,014.30 | 4,518,426 | 501 |
| 果菜類 | その他葉菜類 | 355,943.48 | 173,024,978 | 486 | 404,365.47 | 178,438,520 | 441 | 372,060.19 | 130,555,784 | 351 | 390,082.05 | 159,438,684 | 409 |
| | 茄子 | 230,234.10 | 84,034,618 | 365 | 285,443.30 | 93,950,734 | 329 | 445,003.15 | 122,361,708 | 275 | 506,575.75 | 158,238,620 | 312 |
| | トマト | 483,913.05 | 153,292,293 | 317 | 408,618.45 | 138,834,368 | 340 | 605,074.54 | 221,497,310 | 366 | 785,298.49 | 263,461,948 | 335 |
| | きゅうり | 467,469.60 | 183,189,615 | 392 | 521,622.55 | 150,085,477 | 288 | 749,548.05 | 152,579,200 | 204 | 884,737.25 | 186,402,456 | 211 |
| | 南瓜 | 600,897.00 | 56,758,466 | 94 | 493,918.50 | 51,825,177 | 105 | 487,646.00 | 41,309,184 | 85 | 503,935.60 | 43,450,170 | 86 |
| | 白瓜 | | | | 192.00 | 43,355 | 226 | 1,029.00 | 168,268 | 164 | 3,766.00 | 409,533 | 108 |
| | ピーマン | 163,676.98 | 117,424,749 | 717 | 169,693.30 | 110,766,195 | 653 | 250,634.66 | 129,784,500 | 518 | 289,049.62 | 109,477,897 | 379 |
| | ししとう | 6,054.20 | 9,832,876 | 1,624 | 6,669.70 | 7,694,401 | 1,154 | 9,095.92 | 9,656,803 | 1,062 | 11,065.60 | 11,279,751 | 1,019 |
| | オクラ | 9,987.10 | 6,378,211 | 639 | 11,710.60 | 6,156,594 | 526 | 17,193.00 | 10,265,924 | 597 | 29,197.10 | 20,903,355 | 716 |
| | とうもろこし | 770.00 | 309,273 | 402 | 880.00 | 353,094 | 401 | 2,650.00 | 1,010,520 | 381 | 4,018.50 | 2,426,776 | 604 |
| 豆類 | 米ナス | 6,346.50 | 2,287,715 | 360 | 8,976.50 | 2,387,678 | 266 | 11,197.80 | 2,837,328 | 253 | 11,556.50 | 3,671,557 | 318 |
| | ベトナム豆 | 149,340.93 | 69,172,862 | 463 | 100,732.17 | 63,758,564 | 633 | 123,103.79 | 78,996,563 | 642 | 157,231.91 | 89,966,305 | 572 |
| | いんげん | 15,940.00 | 13,023,502 | 817 | 13,847.10 | 11,357,781 | 820 | 15,739.28 | 12,797,383 | 813 | 16,297.87 | 13,837,674 | 849 |
| | きぬさや | 2,810.70 | 2,862,694 | 1,018 | 3,174.95 | 2,983,287 | 940 | 5,245.68 | 3,902,717 | 744 | 5,008.16 | 4,792,051 | 957 |
| | さやえんどう | 12,427.40 | 9,214,325 | 741 | 14,619.10 | 10,492,239 | 718 | 27,915.82 | 17,465,075 | 626 | 21,183.32 | 18,596,503 | 878 |
| | 美えんどう | 5,376.00 | 3,391,392 | 631 | 13,522.90 | 8,294,723 | 613 | 38,319.40 | 17,384,676 | 454 | 42,651.73 | 24,928,839 | 584 |
| | そら豆 | 3,168.00 | 2,093,011 | 661 | 6,098.00 | 3,645,129 | 598 | 23,624.90 | 9,117,214 | 386 | 38,529.60 | 15,435,424 | 401 |
| | 枝豆 | | | | | | | 159.90 | 41,635 | 260 | 195.00 | 81,900 | 420 |
| | その他豆類 | 239.70 | 213,969 | 893 | 76.40 | 43,428 | 568 | 344.00 | 148,912 | 433 | 123.20 | 50,873 | 413 |
| | 土物類 | 里芋 | 150,348.10 | 18,883,796 | 126 | 128,912.50 | 14,870,599 | 115 | 92,343.90 | 10,095,115 | 109 | 90,760.50 | 9,980,024 |
| 玉葱 | | 2,532,161.20 | 208,174,353 | 82 | 2,788,648.20 | 237,783,089 | 85 | 3,722,612.40 | 311,592,983 | 84 | 3,638,794.20 | 259,941,634 | 71 |
| 甘藷 | | 425,086.95 | 67,067,372 | 158 | 396,951.10 | 56,553,408 | 142 | 367,238.90 | 57,050,353 | 155 | 290,115.10 | 45,766,540 | 158 |
| 馬鈴薯 | | 448,549.40 | 37,948,317 | 85 | 449,749.00 | 39,073,168 | 87 | 299,477.00 | 28,867,851 | 96 | 585,299.00 | 71,321,489 | 122 |
| メークイン | | 730,650.60 | 66,425,703 | 91 | 741,279.40 | 67,455,368 | 91 | 776,032.10 | 70,847,940 | 91 | 841,448.20 | 91,206,435 | 108 |
| 長芋 | | 174,990.00 | 66,889,682 | 382 | 237,162.00 | 83,043,835 | 350 | 354,638.00 | 104,377,558 | 294 | 281,262.00 | 81,912,339 | 291 |
| 山芋 | | 3,255.54 | 2,468,626 | 758 | 3,664.07 | 2,720,405 | 742 | 3,338.30 | 2,428,341 | 727 | 4,795.36 | 3,566,646 | 744 |
| らっきょう | | 47.40 | 77,994 | 1,645 | 172.25 | 229,163 | 1,330 | 223.90 | 284,648 | 1,271 | 930.20 | 447,271 | 481 |
| にんにく | | 16,382.20 | 9,478,284 | 579 | 13,730.20 | 8,212,204 | 598 | 14,586.50 | 9,047,822 | 620 | 19,009.50 | 11,643,600 | 613 |
| 生姜 | | 44,372.80 | 17,978,391 | 405 | 39,303.30 | 16,080,248 | 409 | 48,151.80 | 19,824,543 | 412 | 51,771.60 | 23,173,890 | 448 |
| アローレッド | 8,821.00 | 1,785,939 | 202 | 18,581.10 | 3,117,164 | 168 | 12,798.00 | 2,852,014 | 223 | 14,167.00 | 3,516,070 | 248 | |
| 茸類 | 松茸 | 92,072.73 | 79,189,787 | 860 | 94,236.20 | 62,720,294 | 666 | 109,930.75 | 57,752,738 | 525 | 82,744.45 | 56,324,840 | 681 |
| | 椎茸 | 318,433.46 | 113,662,479 | 357 | 266,870.85 | 75,645,436 | 283 | 250,227.84 | 54,728,928 | 219 | 246,695.61 | 45,854,757 | 186 |
| | えのめ | 134,531.90 | 67,865,203 | 504 | 120,403.50 | 47,920,018 | 398 | 123,724.70 | 39,613,922 | 320 | 133,323.80 | 38,789,481 | 291 |
| | しめじ | 22,770.80 | 8,796,649 | 386 | 21,767.40 | 7,904,965 | 363 | 23,527.20 | 7,166,034 | 305 | 28,046.95 | 8,665,045 | 309 |
| | なめこ | 4,651.78 | 7,188,779 | 1,545 | 4,973.74 | 5,176,917 | 1,041 | 5,234.98 | 5,324,986 | 1,017 | 5,165.04 | 5,269,324 | 1,020 |
| | マッシュルーム | | | | | | | | | | | | |
| | 貝 | 26,340.42 | 7,392,671 | 281 | 27,024.60 | 7,277,343 | 269 | 25,344.77 | 7,456,037 | 294 | 26,334.52 | 7,655,355 | 291 |
| | 大妙 | 11,265.75 | 31,815,750 | 2,824 | 11,542.00 | 24,031,710 | 2,082 | 13,494.40 | 32,183,386 | 2,385 | 12,619.30 | 31,494,390 | 2,496 |
| | 菜 | 3,379.65 | 7,445,794 | 2,203 | 3,339.00 | 5,676,716 | 1,700 | 5,749.25 | 9,279,615 | 1,614 | 8,064.65 | 14,071,658 | 1,745 |
| | ハーブ類 | 16,486.62 | 12,915,294 | 783 | 28,926.30 | 20,623,077 | 713 | 24,949.11 | 22,364,079 | 896 | 4,992.15 | 6,146,456 | 1,231 |
| その他香辛野菜 | 2,166.13 | | | | | | | | | | | | |

野菜の品目別・月別取扱高表

| 分類 | 品目 | 5月 | | | 6月 | | | 7月 | | | 8月 | | | |
|---------|------------|--------------|--------------|-------------|--------------|--------------|-------------|--------------|--------------|-------------|--------------|--------------|-------------|-------|
| | | 数量(kg) | 金額 | 平均@ | 数量(kg) | 金額 | 平均@ | 数量(kg) | 金額 | 平均@ | 数量(kg) | 金額 | 平均@ | |
| 根菜類 | 大根 | 1,478,140.00 | 62,115,338 | 42 | 1,172,405.00 | 68,940,722 | 59 | 1,187,186.90 | 92,847,066 | 78 | 1,194,957.64 | 107,076,115 | 90 | |
| | かぶ | 1,854.50 | 275,905 | 149 | 1,172.00 | 241,842 | 206 | 819.00 | 131,035 | 160 | 1,404.00 | 203,881 | 145 | |
| | 人参 | 1,155,713.80 | 99,842,985 | 86 | 1,012,926.30 | 95,094,230 | 94 | 1,080,146.20 | 125,558,911 | 116 | 937,496.70 | 135,037,186 | 144 | |
| | ごぼう | 184,412.07 | 33,336,460 | 181 | 160,681.60 | 28,144,034 | 175 | 204,392.35 | 33,092,799 | 162 | 222,392.40 | 30,442,869 | 137 | |
| 菜類 | れんこん | 48,764.04 | 23,649,966 | 485 | 17,822.00 | 12,859,302 | 722 | 36,304.00 | 16,195,017 | 446 | 89,451.50 | 32,573,193 | 364 | |
| | たけのこ | 199,645.00 | 12,070,534 | 60 | 1,265.10 | 126,927 | 100 | 78.25 | 46,463 | 594 | 34.00 | 21,735 | 639 | |
| | ゆで筍 | 11,113.89 | 7,094,402 | 638 | 6,289.25 | 3,684,596 | 586 | 149.40 | 100,672 | 674 | | | | |
| | 白キャベツ | 2,938,642.40 | 124,412,734 | 42 | 2,686,077.10 | 142,322,578 | 53 | 2,700,121.00 | 188,244,749 | 70 | 2,731,465.20 | 211,857,680 | 78 | |
| | グリーンポウル | 2,737,095.50 | 150,668,868 | 55 | 1,886,321.80 | 135,654,985 | 72 | 2,762,939.00 | 294,665,059 | 107 | 2,852,147.60 | 237,164,619 | 83 | |
| | 春菊 | 149,078.00 | 9,466,030 | 63 | 211,963.00 | 16,342,984 | 77 | 232,980.00 | 27,016,037 | 116 | 188,220.00 | 21,165,577 | 112 | |
| | 青うれん草 | 41,312.00 | 10,733,404 | 260 | 24,819.40 | 10,439,545 | 421 | 17,632.70 | 14,146,047 | 802 | 11,923.80 | 12,507,116 | 1,049 | |
| | 青葱 | 129,135.68 | 43,947,926 | 340 | 78,388.67 | 44,315,892 | 565 | 57,331.62 | 47,929,822 | 836 | 49,814.38 | 47,434,371 | 952 | |
| | 青葱 | 111,422.99 | 52,010,511 | 467 | 107,623.84 | 67,356,981 | 626 | 105,321.22 | 85,446,416 | 811 | 108,147.60 | 92,669,113 | 857 | |
| | 茎菜類 | 白きり | 181,930.00 | 52,753,096 | 290 | 167,948.00 | 53,830,888 | 321 | 183,886.00 | 53,485,333 | 291 | 172,700.00 | 56,893,322 | 329 |
| | | ふき | 11,799.30 | 2,039,358 | 173 | 1,359.80 | 172,015 | 127 | | | | | | |
| | | つむじ | 8,792.40 | 3,707,885 | 422 | 1,016.00 | 307,598 | 303 | 70.00 | 17,777 | 254 | | | |
| | | みつば | 17,447.75 | 3,949,949 | 226 | 15,916.75 | 4,439,867 | 279 | 12,201.70 | 8,129,918 | 666 | 10,159.50 | 10,378,305 | 1,022 |
| | | にら | 143,191.00 | 31,813,008 | 222 | 128,655.80 | 35,843,907 | 279 | 119,772.30 | 44,454,907 | 371 | 113,378.30 | 46,842,111 | 413 |
| | | レタ | 932,306.70 | 90,911,496 | 98 | 994,729.80 | 105,441,204 | 106 | 1,203,917.00 | 182,961,579 | 152 | 1,288,596.00 | 177,673,749 | 138 |
| | | サニーレタ | 85,027.00 | 14,977,397 | 176 | 77,012.00 | 13,291,454 | 173 | 76,237.00 | 30,485,313 | 400 | 81,551.00 | 23,184,401 | 284 |
| | | グリーンリーフ | 64,726.80 | 12,340,833 | 191 | 53,757.20 | 11,413,064 | 212 | 56,116.00 | 22,323,861 | 398 | 69,006.00 | 19,748,784 | 286 |
| | | セルリー | 64,178.50 | 17,875,345 | 279 | 57,094.40 | 15,157,938 | 265 | 73,241.60 | 18,464,770 | 252 | 61,285.30 | 11,603,676 | 189 |
| | | カリフラワー | 27,250.00 | 2,970,296 | 109 | 3,786.00 | 1,097,772 | 290 | 4,247.00 | 1,105,638 | 260 | 3,491.00 | 945,648 | 271 |
| ブロッコリー | | 197,683.80 | 52,639,785 | 266 | 114,568.00 | 35,643,309 | 311 | 97,775.00 | 33,435,416 | 342 | 96,770.00 | 37,206,790 | 384 | |
| アスパラ | | 54,530.61 | 79,154,917 | 1,452 | 83,813.42 | 80,698,641 | 963 | 92,845.41 | 81,292,022 | 876 | 82,336.93 | 54,410,891 | 661 | |
| パセリ | | 8,136.59 | 8,699,769 | 1,069 | 7,432.25 | 7,662,054 | 1,031 | 7,869.10 | 8,937,094 | 1,136 | 8,700.55 | 11,566,761 | 1,329 | |
| チンゲンサイ | | 43,798.00 | 7,670,493 | 175 | 33,514.40 | 8,999,036 | 269 | 29,902.84 | 10,508,441 | 351 | 25,397.40 | 9,470,626 | 373 | |
| 果菜類 | かつお菜 | 9,931.20 | 5,161,997 | 520 | 8,787.20 | 4,316,209 | 491 | 9,375.00 | 6,896,232 | 736 | 8,130.60 | 5,497,385 | 676 | |
| | サラダ菜 | 404,212.84 | 148,320,672 | 367 | 354,313.23 | 138,288,159 | 390 | 333,450.33 | 164,288,169 | 493 | 342,628.20 | 171,451,918 | 500 | |
| | その他葉菜類 | 650,044.90 | 162,945,627 | 251 | 663,548.72 | 147,075,161 | 222 | 518,843.68 | 115,989,180 | 224 | 538,812.54 | 104,250,978 | 193 | |
| | トマト | 1,077,093.06 | 240,161,459 | 223 | 871,877.65 | 198,304,000 | 227 | 933,473.30 | 270,137,703 | 289 | 1,122,217.60 | 297,506,414 | 265 | |
| | きゅうり | 1,149,328.85 | 149,543,701 | 130 | 865,634.80 | 180,119,493 | 208 | 922,712.10 | 179,038,221 | 194 | 749,216.05 | 197,162,241 | 263 | |
| | 南瓜 | 437,782.70 | 49,161,394 | 112 | 559,753.60 | 71,227,720 | 127 | 647,632.50 | 88,414,247 | 137 | 423,569.10 | 73,812,762 | 174 | |
| | 白瓜 | 13,637.50 | 1,501,455 | 110 | 43,281.00 | 3,752,718 | 87 | 44,405.50 | 2,422,492 | 55 | 24,657.00 | 1,044,803 | 42 | |
| | ピーマン | 376,846.31 | 98,061,038 | 260 | 269,773.86 | 78,571,635 | 291 | 244,185.00 | 99,451,535 | 407 | 221,663.50 | 85,022,315 | 384 | |
| | ししとう | 13,508.00 | 12,313,152 | 912 | 12,818.90 | 11,965,080 | 933 | 15,090.36 | 13,746,412 | 911 | 14,559.97 | 13,936,807 | 957 | |
| | オクラ | 51,163.15 | 41,946,012 | 820 | 84,436.26 | 59,893,988 | 709 | 103,332.61 | 67,296,516 | 651 | 87,884.40 | 37,507,913 | 427 | |
| | とうもろこし | 76,644.90 | 25,685,075 | 335 | 227,823.45 | 44,818,955 | 197 | 215,547.05 | 40,273,702 | 187 | 288,699.70 | 51,378,066 | 178 | |
| 米ナス | 18,441.50 | 4,458,296 | 242 | 15,308.70 | 4,191,467 | 274 | 17,022.60 | 4,870,141 | 286 | 13,129.50 | 3,620,126 | 276 | | |
| ペテマト | 232,023.44 | 97,357,217 | 420 | 181,178.87 | 72,673,369 | 401 | 152,045.74 | 83,695,656 | 550 | 198,008.26 | 110,927,177 | 560 | | |
| 豆類 | いんげん | 20,735.05 | 11,797,276 | 569 | 28,241.26 | 15,371,450 | 544 | 20,731.42 | 14,407,001 | 695 | 14,128.12 | 13,863,543 | 981 | |
| | きぬさや | 5,080.30 | 3,495,160 | 688 | 2,146.10 | 3,531,239 | 1,645 | 2,119.60 | 3,676,451 | 1,735 | 2,384.80 | 5,712,918 | 2,396 | |
| | さやえんどう | 17,004.50 | 12,337,502 | 726 | 7,044.22 | 4,968,045 | 705 | 2,282.00 | 2,634,936 | 1,155 | 2,736.88 | 2,120,689 | 775 | |
| | 美えんどう | 33,650.17 | 18,053,661 | 537 | 1,630.60 | 884,176 | 542 | | | | | | | |
| | 美から豆 | 44,122.02 | 13,738,307 | 311 | 2,795.00 | 1,459,533 | 522 | 2,980.00 | 815,720 | 274 | 4.00 | 4,830 | 1,208 | |
| | 枝豆 | 3,859.95 | 2,777,033 | 719 | 14,615.50 | 8,114,511 | 555 | 31,503.20 | 12,872,146 | 409 | 19,760.00 | 13,966,789 | 707 | |
| | その他豆類 | 61.90 | 25,548 | 413 | 107.20 | 56,721 | 529 | 5,147.00 | 1,230,702 | 239 | 6,618.20 | 3,449,670 | 521 | |
| | 土物類 | 里芋 | 43,790.50 | 10,476,414 | 239 | 39,103.00 | 11,342,151 | 290 | 41,481.80 | 10,638,116 | 256 | 72,177.50 | 15,508,951 | 215 |
| | | 玉葱 | 3,441,697.30 | 202,609,538 | 59 | 2,777,151.00 | 192,014,198 | 69 | 2,924,381.50 | 209,528,187 | 72 | 2,532,544.00 | 253,176,027 | 176 |
| | | 甘藷 | 272,222.90 | 42,831,084 | 157 | 188,652.15 | 35,863,594 | 190 | 206,087.50 | 41,510,174 | 201 | 247,778.90 | 43,541,750 | 100 |
| 馬鈴薯 | | 675,408.40 | 64,870,319 | 96 | 810,042.00 | 84,945,596 | 105 | 574,065.40 | 73,050,475 | 127 | 366,761.00 | 64,088,979 | 175 | |
| メークイン | | 657,441.60 | 73,561,575 | 112 | 553,524.80 | 64,462,081 | 116 | 365,403.10 | 58,484,715 | 160 | 413,129.60 | 90,081,737 | 218 | |
| 長芋 | | 333,310.00 | 99,787,600 | 299 | 395,113.00 | 119,025,197 | 301 | 421,155.50 | 137,155,958 | 326 | 387,271.50 | 136,138,443 | 352 | |
| 山芋 | | 3,103.68 | 2,379,178 | 767 | 4,240.00 | 3,138,489 | 740 | 5,353.00 | 3,857,412 | 721 | 4,249.50 | 3,180,969 | 749 | |
| らっきょう | | 117,651.40 | 31,345,873 | 266 | 109,126.10 | 26,918,365 | 247 | 1,140.00 | 393,231 | 345 | 29.40 | 46,620 | 1,586 | |
| にんにく | | 27,781.93 | 16,791,500 | 604 | 19,294.60 | 10,906,994 | 565 | 24,277.17 | 10,942,314 | 451 | 18,403.40 | 10,034,016 | 545 | |
| 生姜 | | 60,295.80 | 29,727,912 | 493 | 60,303.20 | 29,289,443 | 486 | 66,928.60 | 31,087,875 | 464 | 74,731.05 | 30,284,505 | 405 | |
| アーリーレッド | | 16,773.00 | 2,891,286 | 172 | 13,765.70 | 2,268,060 | 165 | 16,894.00 | 2,730,389 | 162 | 22,354.00 | 3,883,751 | 174 | |
| 茸類 | | 松茸 | 73,508.20 | 51,212,447 | 697 | 63,133.45 | 44,902,868 | 711 | 65,620.25 | 49,904,565 | 761 | 60,365.51 | 46,830,641 | 776 |
| | | えのき | 198,598.08 | 45,153,656 | 227 | 167,396.88 | 36,732,355 | 219 | 176,622.24 | 39,168,933 | 222 | 190,734.65 | 31,194,678 | 164 |
| | しめじ | 102,343.20 | 34,266,578 | 335 | 97,025.50 | 30,753,042 | 317 | 92,500.00 | 32,630,540 | 353 | 101,371.90 | 31,137,801 | 307 | |
| | なめこ | 26,393.90 | 7,877,380 | 298 | 23,152.20 | 7,340,199 | 317 | 21,408.55 | 7,421,650 | 347 | 20,612.77 | 7,864,422 | 382 | |
| | マッシュルーム | 5,279.02 | 6,151,062 | 1,165 | 4,786.82 | 5,102,726 | 1,066 | 5,235.10 | 5,559,842 | 1,062 | 4,530.98 | 5,092,221 | 1,124 | |
| | 貝 | 27,317.69 | 7,920,565 | 290 | 29,134.82 | 8,338,437 | 286 | 34,572.67 | 9,900,071 | 286 | 35,298.18 | 10,091,809 | 286 | |
| | 大妙菜 | 13,919.97 | 33,140,689 | 2,381 | 12,895.62 | 26,719,879 | 2,072 | 13,196.27 | 42,045,317 | 3,186 | 13,071.95 | 41,277,245 | 3,158 | |
| | 菜 | 16,605.70 | 25,572,113 | 1,540 | 24,969.95 | 36,773,436 | 1,473 | 28,466.67 | 49,979,520 | 1,756 | 22,153.23 | 37,329,762 | 1,685 | |
| | 花 | 171.52 | 162,478 | 947 | | | | | | | | | | |
| | ハーブ類 | 2,717.90 | 3,460,558 | 1,273 | 2,260.62 | 3,448,448 | 1,525 | 2,466.61 | 4,036,661 | 1,637 | 2,443.96 | 3,937,237 | 1,611 | |
| | その他香辛野菜 | 35,106.24 | 40,215,842 | 1,146 | 59,709.65 | 54,720,023 | 916 | 36,258.74 | 49,451,983 | 1,364 | 40,663.53 | 47,131,438 | 1,159 | |
| その他 | 大梅 | 49,483.10 | 11,734,160 | 237 | 229,145.70 | 50,345,806 | 220 | 1,500.00</ | | | | | | |

野菜の品目別・月別取扱高表

| 分類 | 月 | 9月 | | | 10月 | | | 11月 | | | 12月 | | | |
|---------|---------|--------------|--------------|-------------|--------------|--------------|-------------|--------------|--------------|-------------|--------------|--------------|-------------|-------|
| | | 数量(kg) | 金額 | 平均@ | 数量(kg) | 金額 | 平均@ | 数量(kg) | 金額 | 平均@ | 数量(kg) | 金額 | 平均@ | |
| 根菜類 | 大根 | 1,281,467.00 | 155,495,219 | 121 | 1,928,270.60 | 167,250,653 | 87 | 1,882,484.40 | 112,529,812 | 60 | 1,711,632.00 | 102,722,242 | 60 | |
| | かぶ | 932.80 | 587,248 | 629 | 83,482.60 | 6,533,409 | 78 | 172,348.83 | 15,116,444 | 88 | 257,141.30 | 26,048,466 | 101 | |
| | 人参 | 1,069,862.00 | 143,565,530 | 134 | 1,132,051.90 | 150,607,399 | 133 | 1,267,856.64 | 202,401,710 | 160 | 1,088,964.40 | 136,313,054 | 125 | |
| | ごぼう | 189,483.45 | 32,981,879 | 174 | 220,371.90 | 36,724,013 | 167 | 238,197.95 | 44,029,843 | 185 | 285,333.95 | 65,958,883 | 231 | |
| | れたんこ | 151,305.00 | 47,012,569 | 311 | 165,616.00 | 49,590,605 | 299 | 169,695.00 | 62,797,904 | 370 | 234,107.00 | 91,467,234 | 391 | |
| 菜類 | たけのこ | 115.00 | 41,685 | 362 | 44.00 | 13,860 | 315 | 323.50 | 322,406 | 997 | 3,544.10 | 3,345,333 | 944 | |
| | ゆで筍 | | | | 3,224.00 | 3,515,434 | 1,090 | 1,092.00 | 1,245,678 | 1,141 | | | | |
| | 白菜 | 3,208,187.50 | 270,618,628 | 84 | 4,426,687.00 | 294,026,058 | 66 | 4,002,134.00 | 269,787,477 | 67 | 4,508,232.00 | 244,312,178 | 54 | |
| | キャベツ | 3,031,320.00 | 307,927,139 | 102 | 2,878,800.00 | 293,875,595 | 102 | 2,255,044.00 | 263,666,231 | 117 | 2,087,066.00 | 246,417,539 | 118 | |
| | グリーンポウル | 237,776.00 | 24,278,158 | 102 | 165,481.00 | 23,051,219 | 139 | 168,857.00 | 18,876,907 | 112 | 128,450.00 | 14,316,104 | 111 | |
| | 春菊 | 18,044.80 | 20,739,083 | 1,149 | 52,727.50 | 29,719,028 | 564 | 66,876.00 | 38,313,471 | 573 | 84,261.55 | 50,072,015 | 594 | |
| | ほうれん草 | 54,181.25 | 55,460,491 | 1,024 | 117,799.74 | 71,963,948 | 611 | 126,882.74 | 69,593,014 | 548 | 120,934.61 | 64,399,961 | 533 | |
| | 青葱 | 91,661.82 | 106,518,777 | 1,162 | 106,757.59 | 81,681,972 | 765 | 99,858.94 | 79,643,345 | 798 | 114,704.26 | 94,958,793 | 828 | |
| | 分葱 | 24.00 | 25,830 | 1,076 | 7.50 | 3,150 | 420 | 631.00 | 582,657 | 923 | 899.00 | 948,696 | 1,055 | |
| | 白葱 | 219,111.00 | 78,878,196 | 360 | 278,905.50 | 96,219,053 | 345 | 287,882.50 | 109,887,650 | 382 | 334,363.42 | 118,387,031 | 354 | |
| | 茎菜類 | ふたつ | | | | 74.00 | 51,870 | 701 | 186.00 | 139,309 | 749 | 90.00 | 67,129 | 746 |
| | | みつば | 11,383.25 | 12,084,565 | 1,062 | 15,000.25 | 5,132,443 | 342 | 14,111.00 | 5,926,719 | 420 | 18,660.50 | 18,954,432 | 1,016 |
| | | にら | 96,074.60 | 62,679,935 | 652 | 131,991.80 | 61,745,854 | 468 | 154,495.80 | 80,164,129 | 519 | 144,529.30 | 92,670,263 | 666 |
| | | レタ | 1,112,264.00 | 173,175,085 | 156 | 1,075,524.00 | 160,341,269 | 149 | 1,050,599.00 | 170,511,574 | 162 | 1,059,518.00 | 192,609,330 | 182 |
| | | サニーレタス | 70,874.00 | 31,052,500 | 438 | 75,527.00 | 21,397,279 | 283 | 75,734.00 | 27,216,695 | 359 | 86,875.50 | 30,943,032 | 356 |
| グリーンリーフ | | 60,789.00 | 25,070,243 | 412 | 66,001.00 | 15,236,473 | 231 | 63,566.00 | 20,151,791 | 317 | 85,924.00 | 30,154,328 | 351 | |
| セルリー | | 61,860.40 | 14,821,288 | 240 | 57,049.60 | 12,693,318 | 222 | 53,068.80 | 14,282,236 | 269 | 65,180.90 | 15,458,536 | 237 | |
| カリフラワー | | 4,356.00 | 1,359,863 | 312 | 29,731.00 | 4,460,575 | 150 | 30,556.00 | 6,412,212 | 210 | 51,930.50 | 10,071,019 | 194 | |
| ブロッコリー | | 84,630.00 | 40,317,243 | 476 | 102,883.50 | 48,260,720 | 469 | 221,362.00 | 90,063,380 | 407 | 214,553.70 | 85,812,675 | 400 | |
| アスパラ | | 64,375.70 | 54,263,695 | 843 | 38,632.19 | 36,583,160 | 947 | 13,525.13 | 17,487,637 | 1,293 | 11,815.00 | 17,767,570 | 1,504 | |
| パセリ | | 8,636.20 | 11,850,243 | 1,372 | 8,550.85 | 12,621,321 | 1,476 | 7,968.40 | 10,012,439 | 1,257 | 10,010.38 | 22,742,331 | 2,272 | |
| チンゲンサイ | | 30,665.50 | 14,373,875 | 469 | 38,279.80 | 14,016,888 | 366 | 29,659.20 | 11,117,957 | 375 | 22,550.50 | 9,479,506 | 420 | |
| かつお菜 | | | | | 6.00 | 630 | 105 | 9,093.10 | 1,692,600 | 186 | 82,321.50 | 25,608,063 | 311 | |
| サラダ菜 | | 8,622.00 | 6,232,948 | 723 | 10,167.40 | 5,838,750 | 574 | 7,678.20 | 5,241,133 | 683 | 7,589.70 | 6,022,509 | 794 | |
| その他葉菜類 | | 177,045,697 | 177,045,697 | 557 | 374,609.27 | 182,769,416 | 488 | 349,743.90 | 184,279,511 | 527 | 326,311.72 | 168,848,357 | 517 | |
| 果菜類 | 茄子 | 330,553.73 | 101,695,628 | 308 | 300,822.54 | 75,143,282 | 250 | 247,424.13 | 83,552,297 | 338 | 225,306.20 | 87,298,654 | 387 | |
| | トマト | 796,902.05 | 336,146,148 | 422 | 707,727.10 | 288,276,214 | 407 | 438,509.05 | 176,558,470 | 403 | 442,258.40 | 165,892,434 | 375 | |
| | きゅうり | 736,568.40 | 268,939,023 | 365 | 647,829.55 | 188,399,999 | 291 | 476,273.70 | 184,954,342 | 388 | 482,579.30 | 153,172,444 | 317 | |
| | 南瓜 | 562,955.00 | 71,779,248 | 128 | 654,656.50 | 65,295,817 | 100 | 537,625.00 | 84,384,309 | 157 | 408,693.50 | 85,547,635 | 209 | |
| | 白瓜 | 907.00 | 46,888 | 52 | 140.00 | 8,884 | 63 | | | | | | | |
| | ピーマン | 193,203.50 | 109,059,181 | 564 | 225,905.76 | 80,301,491 | 355 | 210,367.97 | 93,496,237 | 444 | 209,081.31 | 102,421,383 | 490 | |
| | ししとう | 13,078.86 | 14,960,742 | 1,144 | 11,848.90 | 12,073,947 | 1,019 | 8,246.70 | 12,626,825 | 1,531 | 6,455.50 | 14,238,938 | 2,206 | |
| | オクラ | 60,863.15 | 36,254,568 | 596 | 41,918.05 | 15,316,652 | 365 | 10,247.40 | 7,025,082 | 686 | 7,053.30 | 4,517,957 | 641 | |
| | とうもろこし | 140,006.30 | 27,396,664 | 196 | 2,111.00 | 450,873 | 214 | 299.80 | 51,208 | 171 | | | | |
| | 米ナス | 9,874.00 | 3,417,303 | 346 | 7,152.50 | 2,451,177 | 343 | 5,846.50 | 3,196,952 | 547 | 6,051.50 | 2,585,926 | 427 | |
| | ペテマト | 147,014.14 | 146,346,247 | 995 | 146,213.97 | 116,990,162 | 800 | 129,983.89 | 80,462,808 | 619 | 143,368.45 | 94,672,212 | 660 | |
| | 豆類 | いんげん | 15,545.17 | 18,050,835 | 1,161 | 20,976.31 | 15,143,876 | 722 | 14,638.73 | 12,375,582 | 845 | 13,586.33 | 13,400,464 | 986 |
| | | きぬさや | 1,651.89 | 4,212,823 | 2,550 | 1,960.14 | 3,792,660 | 1,935 | 2,230.72 | 3,064,115 | 1,374 | 4,235.98 | 9,570,903 | 2,259 |
| | | さやえんどう | 304.00 | 394,023 | 1,296 | 667.63 | 657,650 | 985 | 4,075.62 | 3,026,528 | 743 | 1,190.30 | 6,878,405 | 844 |
| | | 美えんどう | | | | | | | 138.60 | 144,197 | 1,040 | 1,038.00 | 800,854 | 772 |
| そら豆 | | | | | | | | 17.90 | 10,133 | 566 | 405.00 | 454,042 | 1,121 | |
| 枝豆 | | 3,248.35 | 2,963,984 | 912 | 1,818.00 | 947,824 | 521 | 143.80 | 65,878 | 458 | | | | |
| その他豆類 | | 402.74 | 145,281 | 361 | 59.10 | 42,263 | 715 | 19.20 | 15,372 | 801 | 499.55 | 334,905 | 670 | |
| 土物類 | | 里芋 | 88,196.80 | 21,593,914 | 245 | 116,732.50 | 26,889,366 | 230 | 133,772.60 | 31,186,075 | 233 | 183,006.10 | 47,535,367 | 260 |
| | | 玉葱 | 3,719,806.00 | 380,454,835 | 102 | 2,847,213.70 | 289,265,537 | 102 | 2,677,807.30 | 316,857,008 | 118 | 2,901,332.80 | 335,033,785 | 115 |
| | | 甘藷 | 271,556.90 | 53,785,122 | 198 | 330,129.70 | 61,254,218 | 186 | 313,090.20 | 60,134,022 | 192 | 381,124.60 | 62,544,199 | 164 |
| | | 馬鈴薯 | 371,457.00 | 53,874,196 | 145 | 400,351.00 | 47,080,703 | 118 | 373,204.60 | 40,499,709 | 109 | 391,889.80 | 42,994,447 | 110 |
| | | メークイ | 562,750.00 | 107,225,354 | 191 | 835,876.50 | 112,822,149 | 135 | 908,939.70 | 98,149,591 | 108 | 837,564.60 | 85,772,037 | 102 |
| | | 長芋 | 300,527.00 | 105,397,009 | 351 | 253,068.80 | 89,498,129 | 354 | 269,577.00 | 102,222,361 | 379 | 393,220.00 | 145,773,482 | 371 |
| | | 山の芋 | 4,978.40 | 3,706,109 | 744 | 6,614.10 | 3,604,976 | 545 | 6,106.20 | 3,357,110 | 550 | 5,344.70 | 4,468,168 | 836 |
| | | らっきょう | | | | 10,500 | | 2,100 | | | | 15.50 | 29,715 | 1,917 |
| | にんにく | 20,246.90 | 10,377,823 | 513 | 20,653.00 | 11,104,052 | 538 | 21,421.60 | 12,528,150 | 585 | 27,186.50 | 15,385,781 | 566 | |
| | 生姜 | 67,362.60 | 24,603,562 | 365 | 60,366.10 | 21,813,100 | 361 | 43,338.80 | 17,181,401 | 396 | 52,339.90 | 24,005,869 | 459 | |
| | アーリーレッド | 16,178.00 | 3,395,229 | 210 | 16,107.00 | 3,336,014 | 207 | 13,815.00 | 2,902,917 | 210 | 18,025.00 | 3,835,960 | 213 | |
| | 茸類 | 松茸 | 4,643.03 | 41,111,515 | 8,854 | 4,485.88 | 43,937,551 | 9,795 | 1,876.07 | 14,953,769 | 7,971 | 60.25 | 458,139 | 7,604 |
| | | 生椎茸 | 68,865.94 | 66,909,661 | 972 | 90,168.06 | 87,335,511 | 969 | 111,654.63 | 84,805,795 | 760 | 91,681.70 | 97,377,153 | 1,062 |
| | | えのめ | 221,333.50 | 63,255,019 | 286 | 266,970.25 | 82,963,183 | 311 | 295,917.00 | 100,151,802 | 338 | 299,323.00 | 112,789,521 | 377 |
| | | しめじ | 114,912.80 | 50,484,993 | 439 | 142,371.20 | 67,317,255 | 473 | 137,768.60 | 71,154,629 | 516 | 142,755.64 | 82,861,008 | 580 |
| なめこ | | 21,303.54 | 10,037,798 | 471 | 26,058.95 | 10,906,294 | 419 | 23,487.40 | 10,425,207 | 444 | 22,662.90 | 9,766,283 | 431 | |
| マッシュルーム | | 4,702.72 | 7,068,132 | 1,503 | 4,700.70 | 7,268,880 | 1,546 | 5,195.92 | 7,775,173 | 1,496 | 5,686.26 | 7,838,618 | 1,379 | |
| 香辛棟物類 | | 貝割れ | 34,992.98 | 10,018,037 | 286 | 31,614.22 | 9,180,718 | 290 | 29,899.96 | 8,654,919 | 289 | 27,573.15 | 8,116,469 | 294 |
| | | 大葉 | 11,279.35 | 38,174,999 | 3,385 | 11,503.60 | 28,007,563 | 2,435 | 11,404.00 | 39,422,494 | 3,457 | 12,776.00 | 48,202,016 | 3,773 |
| | | 妙葉 | 10,929.58 | 18,455,716 | 1,689 | 6,516.72 | 9,475,498 | 1,454 | 3,769.55 | 8,394,753 | 2,227 | 2,651.35 | 8,834,822 | 3,332 |
| | | 菜の花 | | | | 34.17 | 50,222 | 1,610 | 2,094.47 | 1,890,006 | 902 | 5,293.61 | 6,255,530 | 1,182 |
| | | ハーブ類 | 2,115.68 | 3,627,775 | 1,715 | 2,208.62 | 3,076,238 | 1,393 | 2,088.49 | 3,005,446 | 1,439 | 2,344.54 | 3,890,638 | 1,659 |
| | | その他香辛野菜 | 58,225.90 | 41,169,271 | 707 | 46,842.34 | 34,708,153 | 741 | 22,993.64 | 38,8 | | | | |

野菜の品目別・月別取扱高表

| 分類 | 品目 | 月 | 合計 | | |
|---------|---------|--------------|----------------|----------------|------------|
| | | | 数量(kg) | 金額 | 平均@ |
| 根菜類 | 大根 | | 18,347,093.04 | 1,196,063.301 | 65 |
| | かぶ | | 780,343.77 | 65,553.565 | 84 |
| | 人参 | | 12,596,657.99 | 1,519,822.001 | 121 |
| | ごぼう | | 2,477,749.42 | 451,379.207 | 182 |
| | れんこん | | 1,295,332.04 | 471,919.196 | 364 |
| | たけのこ | | 721,126.45 | 109,486.194 | 152 |
| 葉菜類 | ゆで筍 | | 48,608.74 | 34,132.492 | 702 |
| | 白菜 | | 40,730,795.00 | 2,387,922.265 | 59 |
| | キャベツ | | 30,369,041.90 | 2,720,364.609 | 90 |
| | グリーンポウル | | 1,779,275.00 | 178,862.361 | 101 |
| | 春菊 | | 565,512.70 | 285,270.980 | 504 |
| | ほうれん草 | | 1,354,180.07 | 665,171.922 | 491 |
| | 青葱 | | 1,264,650.63 | 884,036.402 | 699 |
| | 分葱 | | 9,086.05 | 6,518.953 | 717 |
| | 白葱 | | 2,964,936.62 | 893,712.876 | 301 |
| | 茎菜類 | ふき | | 89,175.20 | 20,196.032 |
| つわ | | | 51,634.32 | 27,802.962 | 538 |
| みづば | | | 172,551.05 | 97,115.791 | 563 |
| にら | | | 1,555,270.25 | 690,961.118 | 444 |
| レタス | | | 12,784,860.60 | 1,866,500.809 | 146 |
| サニーレタス | | | 941,297.10 | 271,150.361 | 288 |
| グリーンリーフ | | | 790,311.10 | 228,703.478 | 289 |
| セルリー | | | 739,709.60 | 177,395.132 | 240 |
| カリフラワー | | | 331,444.35 | 52,420.116 | 158 |
| ブロッコリー | | | 2,237,412.76 | 711,328.233 | 318 |
| アスパラ | | | 625,437.56 | 659,058.188 | 1,054 |
| パセリ | | | 101,420.04 | 123,470.707 | 1,217 |
| チンゲンサイ | | | 365,732.92 | 116,824.294 | 319 |
| かつお菜 | | | 115,000.86 | 31,452.979 | 274 |
| サラダ菜 | | 100,702.70 | 64,849.766 | 644 | |
| その他葉茎菜類 | | 4,325,828.39 | 1,976,746.865 | 457 | |
| 果菜類 | 茄子 | | 4,942,612.74 | 1,336,536.487 | 270 |
| | トマト | | 8,672,962.74 | 2,750,068.761 | 317 |
| | きゅうり | | 8,653,520.20 | 2,173,582.212 | 251 |
| | 南瓜 | | 6,319,065.00 | 782,966.129 | 124 |
| | 白瓜 | | 132,035.00 | 9,398.396 | 71 |
| | ピーマン | | 2,824,081.77 | 1,213,838.074 | 430 |
| | ししとう | | 128,492.61 | 144,325.734 | 1,123 |
| | オクラ | | 514,986.12 | 313,462.772 | 609 |
| | とうもろこし | | 959,450.70 | 194,154.206 | 202 |
| | 米ナス | | 130,904.10 | 39,975.666 | 305 |
| | ペテトマト | | 1,860,317.56 | 1,105,025.162 | 594 |
| | いんげん | | 210,406.64 | 165,426.367 | 786 |
| | きぬさや | | 38,049.02 | 51,597.018 | 1,356 |
| | さやえんどう | | 118,410.79 | 88,785.920 | 750 |
| 美えんどう | | 136,327.40 | 73,882.518 | 542 | |
| そら豆 | | 121,744.42 | 46,773.343 | 384 | |
| 枝豆 | | 75,303.70 | 41,831.700 | 556 | |
| その他豆類 | | 13,698.19 | 5,757.644 | 420 | |
| 土物類 | 里芋 | | 1,180,625.80 | 228,999.888 | 194 |
| | 玉葱 | | 36,503,949.60 | 3,196,431.174 | 88 |
| | 甘藷 | | 3,690,034.90 | 627,901.836 | 170 |
| | 馬鈴薯 | | 5,746,253.60 | 648,615.249 | 113 |
| | メークイン | | 8,224,040.20 | 986,494.685 | 120 |
| | 長芋 | | 3,801,294.80 | 1,271,221.593 | 334 |
| | 山の芋 | | 55,042.85 | 38,876.429 | 706 |
| | らっきょう | | 229,341.15 | 59,783.380 | 261 |
| | にんにく | | 242,973.50 | 136,452.530 | 562 |
| | 生姜 | | 669,265.55 | 285,050.739 | 426 |
| アーリーレッド | | 188,278.80 | 36,514.793 | 194 | |
| 茸類 | 松茸 | | 16,831.94 | 132,149.630 | 7,851 |
| | 生椎茸 | | 1,003,981.87 | 785,266.300 | 782 |
| | えのき | | 2,899,123.36 | 801,300.747 | 276 |
| | しめじ | | 1,443,034.74 | 594,794.470 | 412 |
| | なめこ | | 281,192.56 | 104,171.926 | 370 |
| マッシュルーム | | 60,143.06 | 74,816.660 | 1,244 | |
| 香辛雑物類 | 貝われ | | 355,447.98 | 102,002.431 | 287 |
| | 大葉 | | 148,968.21 | 416,515.438 | 2,796 |
| | 妙姜 | | 136,595.30 | 231,289.403 | 1,693 |
| | 菜の花 | | 82,947.95 | 70,411.942 | 849 |
| | ハーブ類 | | 28,070.02 | 41,574.533 | 1,481 |
| その他 | その他香辛野菜 | | 425,196.76 | 507,184.363 | 1,193 |
| | 大梅 | | 280,128.80 | 62,327.773 | 222 |
| | 小梅 | | 37,572.90 | 10,356.467 | 276 |
| | カボス | | 112,131.00 | 30,012.855 | 268 |
| | ゆず | | 99,467.90 | 25,802.855 | 259 |
| | もやし | | 1,825,781.50 | 260,976.703 | 143 |
| | 筍 | | 44,160.80 | 17,736.490 | 402 |
| | 野菜加工品 | | 8,764,434.14 | 894,984.443 | 102 |
| | その他野菜 | | 6,140,919.13 | 1,362,472.677 | 222 |
| | 合計 | | 261,201,777.59 | 43,566,071.666 | 167 |
| 鶏卵 | | 783,859.84 | 197,396.483 | 252 | |

果実の品目別取扱高／前年対比表

| 品名 | 25 年 実 績 | | | 24 年 実 績 | | | 増 減 | | 前年比 (%) | | |
|---------|---------------|---------------|----------|---------------|---------------|----------|--------------|--------------|---------|-----|-----|
| | 数量 kg | 金額 | 平均@ | 数量 kg | 金額 | 平均@ | 数量 kg | 金額 | 数量 | 金額 | @ |
| ハウスマカン | 491,946.64 | 323,270,607 | 657.13 | 572,656.55 | 379,428,633 | 662.58 | -80,709.91 | -56,158,026 | 86 | 85 | 99 |
| 極 早 生 | 2,117,549.85 | 283,559,246 | 133.91 | 2,219,950.74 | 263,567,080 | 118.73 | -102,400.89 | 19,992,166 | 95 | 108 | 113 |
| 早生温州 | 2,846,047.10 | 501,323,899 | 176.15 | 2,652,035.10 | 467,593,133 | 176.31 | 194,012.00 | 33,730,766 | 107 | 107 | 100 |
| 青 島 系 | 1,242,598.50 | 246,350,580 | 198.25 | 1,637,024.00 | 351,014,989 | 214.42 | -394,425.50 | -104,664,409 | 76 | 70 | 92 |
| 普通温州 | 863,100.60 | 148,733,751 | 172.32 | 865,253.00 | 177,773,640 | 205.46 | -2,152.40 | -29,039,889 | 100 | 84 | 84 |
| 温州計 | 7,069,296.05 | 1,179,967,476 | 166.91 | 7,374,262.84 | 1,259,948,842 | 170.86 | -304,966.79 | -79,981,366 | 96 | 94 | 98 |
| 伊 予 柑 | 432,807.00 | 64,769,308 | 149.65 | 404,029.30 | 67,349,387 | 166.69 | 28,777.70 | -2,580,079 | 107 | 96 | 90 |
| 八 朔 | 271,500.70 | 34,981,587 | 128.85 | 320,570.80 | 49,829,860 | 155.44 | -49,070.10 | -14,848,273 | 85 | 70 | 83 |
| 清 見 | 204,075.50 | 33,447,942 | 163.90 | 200,327.50 | 39,113,128 | 195.25 | 3,748.00 | -5,665,186 | 102 | 86 | 84 |
| 甘 夏 柑 | 823,530.40 | 89,286,562 | 108.42 | 768,287.00 | 102,467,239 | 133.37 | 55,243.40 | -13,180,677 | 107 | 87 | 81 |
| ボ ン カ ン | 398,075.50 | 71,612,818 | 179.90 | 513,826.40 | 97,623,448 | 189.99 | -115,750.90 | -26,010,630 | 77 | 73 | 95 |
| デ コ ボ ン | 354,772.70 | 121,620,059 | 342.81 | 394,233.30 | 136,555,402 | 346.38 | -39,460.60 | -14,935,343 | 90 | 89 | 99 |
| 不 知 火 | 65,377.30 | 13,477,237 | 206.15 | 85,078.60 | 17,806,182 | 209.29 | -19,701.30 | -4,328,945 | 77 | 76 | 99 |
| その他柑橘 | 1,114,770.21 | 246,842,223 | 221.43 | 813,072.50 | 210,582,013 | 259.00 | 301,697.71 | 36,260,210 | 137 | 117 | 85 |
| 柑橘計 | 11,226,152.00 | 2,179,275,819 | 194.12 | 11,446,344.79 | 2,360,704,134 | 206.24 | -220,192.79 | -181,428,315 | 98 | 92 | 94 |
| つ が る | 1,149,106.00 | 288,986,093 | 251.49 | 1,131,679.90 | 327,881,279 | 289.73 | 17,426.10 | -38,895,186 | 102 | 88 | 87 |
| 早生ふじ | 355,338.00 | 100,279,904 | 282.21 | 335,361.00 | 86,038,731 | 256.56 | 19,977.00 | 14,241,173 | 106 | 117 | 110 |
| サンふじ | 3,364,310.60 | 826,170,962 | 245.57 | 2,344,921.30 | 749,208,360 | 319.50 | 1,019,389.30 | 76,962,602 | 143 | 110 | 77 |
| ふ じ | 525,006.00 | 172,099,513 | 327.80 | 680,591.40 | 304,106,437 | 446.83 | -155,585.40 | -132,006,924 | 77 | 57 | 73 |
| シナノスイト | 237,928.00 | 70,739,294 | 297.31 | 220,780.00 | 63,123,858 | 285.91 | 17,148.00 | 7,615,436 | 108 | 112 | 104 |
| ジョナゴールド | 1,395,449.00 | 400,171,930 | 286.77 | 1,227,794.40 | 457,583,518 | 372.69 | 167,654.60 | -57,411,588 | 114 | 87 | 77 |
| 王 林 | 922,573.80 | 198,636,286 | 215.31 | 763,058.30 | 235,716,005 | 308.91 | 159,515.50 | -37,079,719 | 121 | 84 | 70 |
| む つ | 113,851.00 | 39,796,119 | 349.55 | 90,245.00 | 42,007,062 | 465.48 | 23,606.00 | -2,210,943 | 126 | 95 | 75 |
| その他リンゴ | 780,363.50 | 190,574,902 | 244.21 | 819,327.40 | 203,003,003 | 247.77 | -38,963.90 | -12,428,101 | 95 | 94 | 99 |
| リンゴ計 | 8,843,925.90 | 2,287,455,003 | 258.65 | 7,613,758.70 | 2,468,668,253 | 324.24 | 1,230,167.20 | -181,213,250 | 116 | 93 | 80 |
| デラウェア | 247,923.90 | 238,777,876 | 963.11 | 246,857.05 | 229,351,875 | 929.09 | 1,066.85 | 9,426,001 | 100 | 104 | 104 |
| 巨 峰 | 534,855.41 | 412,263,303 | 770.79 | 596,132.23 | 437,217,936 | 733.42 | -61,276.82 | -24,954,633 | 90 | 94 | 105 |
| 種なし巨峰 | 128,131.70 | 130,316,254 | 1,017.05 | 122,243.95 | 114,607,713 | 937.53 | 5,887.75 | 15,708,541 | 105 | 114 | 108 |
| 巨 峰 計 | 662,987.11 | 542,579,557 | 818.39 | 718,376.18 | 551,825,649 | 768.16 | -55,389.07 | -9,246,092 | 92 | 98 | 107 |
| ベリー A | 88,146.70 | 41,119,849 | 466.49 | 97,042.00 | 44,583,106 | 459.42 | -8,895.30 | -3,463,257 | 91 | 92 | 102 |
| 温室ぶどう | 24,605.00 | 23,050,888 | 936.84 | 31,173.90 | 28,607,150 | 917.66 | -6,568.90 | -5,556,262 | 79 | 81 | 102 |
| ピオーネ | 249,340.85 | 202,316,181 | 811.40 | 261,772.40 | 200,465,536 | 765.80 | -12,431.55 | 1,850,645 | 95 | 101 | 106 |
| その他ぶどう | 161,877.84 | 124,813,392 | 771.03 | 128,156.30 | 94,450,222 | 736.99 | 33,721.54 | 30,363,170 | 126 | 132 | 105 |
| ぶどう計 | 1,434,881.40 | 1,172,657,743 | 817.25 | 1,483,377.83 | 1,149,283,538 | 774.77 | -48,496.43 | 23,374,205 | 97 | 102 | 105 |
| 輸入葡萄 | 378,397.70 | 137,255,649 | 362.73 | 334,429.20 | 114,547,076 | 342.52 | 43,968.50 | 22,708,573 | 113 | 120 | 106 |
| 二十世紀 | 145,815.00 | 44,210,481 | 303.20 | 160,326.00 | 50,881,793 | 317.36 | -14,511.00 | -6,671,312 | 91 | 87 | 96 |
| 幸 水 | 972,165.50 | 346,679,967 | 356.61 | 769,027.20 | 306,524,429 | 398.59 | 203,138.30 | 40,155,538 | 126 | 113 | 89 |
| 豊 水 | 1,069,238.50 | 299,087,958 | 279.72 | 1,245,074.00 | 381,199,815 | 306.17 | -175,835.50 | -82,111,857 | 86 | 78 | 91 |
| あきづき | 77,697.50 | 22,427,868 | 288.66 | 57,712.20 | 20,326,901 | 352.21 | 19,985.30 | 2,100,967 | 135 | 110 | 82 |
| 新 高 | 392,540.50 | 97,379,495 | 248.08 | 449,846.10 | 100,926,287 | 224.36 | -57,305.60 | -3,546,792 | 87 | 96 | 111 |
| 新 興 | 203,133.00 | 56,747,293 | 279.36 | 194,604.00 | 49,404,263 | 253.87 | 8,529.00 | 7,343,030 | 104 | 115 | 110 |
| 晩 三 吉 | 46,670.00 | 10,344,015 | 221.64 | 43,180.00 | 9,936,463 | 230.12 | 3,490.00 | 407,552 | 108 | 104 | 96 |
| その他梨 | 89,883.40 | 28,436,832 | 316.37 | 100,637.50 | 30,130,387 | 299.40 | -10,754.10 | -1,693,555 | 89 | 94 | 106 |
| 西洋梨 | 183,155.80 | 61,841,450 | 337.64 | 149,266.60 | 52,862,837 | 354.15 | 33,889.20 | 8,978,613 | 123 | 117 | 95 |
| 梨計 | 3,180,299.20 | 967,155,359 | 304.11 | 3,169,673.60 | 1,002,193,175 | 316.18 | 10,625.60 | -35,037,816 | 100 | 97 | 96 |
| あまおう | 1,552,020.28 | 1,834,213,626 | 1,181.82 | 1,374,482.48 | 1,715,454,958 | 1,248.07 | 177,537.80 | 118,758,668 | 113 | 107 | 95 |
| 幸の香いちご | 278,768.18 | 311,399,646 | 1,117.06 | 236,673.63 | 278,455,805 | 1,176.54 | 42,094.55 | 32,943,841 | 118 | 112 | 95 |
| 佐賀ほのか | 577,491.94 | 658,134,761 | 1,139.64 | 528,850.40 | 681,589,781 | 1,288.81 | 48,641.54 | -23,455,020 | 109 | 97 | 88 |
| その他苺 | 384,289.93 | 375,374,599 | 976.80 | 411,447.21 | 459,273,729 | 1,116.24 | -27,157.28 | -83,899,130 | 93 | 82 | 88 |
| 苺計(国内) | 2,792,570.33 | 3,179,122,632 | 1,138.42 | 2,551,453.72 | 3,134,774,273 | 1,228.62 | 241,116.61 | 44,348,359 | 109 | 101 | 93 |
| 輸入苺 | 229,684.40 | 263,284,943 | 1,146.29 | 225,642.10 | 215,223,562 | 953.83 | 4,042.30 | 48,061,381 | 102 | 122 | 120 |
| 苺合計 | 3,022,254.73 | 3,442,407,575 | 1,139.02 | 2,777,095.82 | 3,349,997,835 | 1,206.30 | 245,158.91 | 92,409,740 | 109 | 103 | 94 |
| 果実加工品 | 448,809.64 | 157,150,223 | 350.15 | 412,272.09 | 148,462,975 | 360.11 | 36,537.55 | 8,687,248 | 109 | 106 | 97 |

果実の品目別取扱高／前年対比表

| 品名 | 25年 実績 | | | 24年 実績 | | | 増減 | | 前年比(%) | | |
|------------|---------------|----------------|----------|---------------|----------------|----------|---------------|--------------|--------|-----|-----|
| | 数量 kg | 金額 | 平均@ | 数量 kg | 金額 | 平均@ | 数量 kg | 金額 | 数量 | 金額 | @ |
| 西村早生 | 197,126.80 | 46,984,088 | 238.34 | 266,765.40 | 69,333,241 | 259.90 | -69,638.60 | -22,349,153 | 74 | 68 | 92 |
| 伊豆柿 | 118,463.60 | 26,478,236 | 223.51 | 166,681.20 | 29,523,128 | 177.12 | -48,217.60 | -3,044,892 | 71 | 90 | 126 |
| 早生富有柿 | 306,179.30 | 68,632,943 | 224.16 | 257,386.40 | 47,491,091 | 184.51 | 48,792.90 | 21,141,852 | 119 | 145 | 121 |
| 富有柿 | 1,251,809.50 | 263,514,959 | 210.51 | 1,454,773.20 | 236,987,302 | 162.90 | -202,963.70 | 26,527,657 | 86 | 111 | 129 |
| 冷蔵柿 | 308,049.50 | 96,295,978 | 312.60 | 206,514.50 | 83,086,848 | 402.33 | 101,535.00 | 13,209,130 | 149 | 116 | 78 |
| その他柿 | 122,151.50 | 30,755,101 | 251.78 | 173,538.65 | 34,862,232 | 200.89 | -51,387.15 | -4,107,131 | 70 | 88 | 125 |
| 甘柿計 | 2,303,780.20 | 532,661,305 | 231.21 | 2,525,659.35 | 501,283,842 | 198.48 | -221,879.15 | 31,377,463 | 91 | 106 | 116 |
| 渋柿 | 306,949.60 | 43,822,725 | 142.77 | 391,675.40 | 44,167,138 | 112.76 | -84,725.80 | -344,413 | 78 | 99 | 127 |
| 脱渋柿 | 411,019.40 | 120,459,474 | 293.07 | 345,550.20 | 83,062,866 | 240.38 | 65,469.20 | 37,396,608 | 119 | 145 | 122 |
| 干柿(国内) | 64,297.06 | 81,825,500 | 1,272.62 | 53,567.24 | 76,338,635 | 1,425.10 | 10,729.82 | 5,486,865 | 120 | 107 | 89 |
| 干柿(輸入) | 11,390.00 | 4,307,675 | 378.20 | 12,472.80 | 6,248,728 | 500.99 | -1,082.80 | -1,941,053 | 91 | 69 | 75 |
| 柿計 | 3,021,749.20 | 696,943,504 | 230.64 | 3,262,884.95 | 628,513,846 | 192.63 | -241,135.75 | 68,429,658 | 93 | 111 | 120 |
| 西瓜 | 5,092,513.70 | 689,399,583 | 135.38 | 5,401,926.00 | 690,930,815 | 127.90 | -309,412.30 | -1,531,232 | 94 | 100 | 106 |
| 小玉西瓜 | 638,605.50 | 112,086,974 | 175.52 | 685,761.50 | 116,308,211 | 169.60 | -47,156.00 | -4,221,237 | 93 | 96 | 103 |
| 温室西瓜 | 3,645.00 | 1,214,551 | 333.21 | 2,939.00 | 1,191,825 | 405.52 | 706.00 | 22,726 | 124 | 102 | 82 |
| 西瓜計 | 5,734,764.20 | 802,701,108 | 139.97 | 6,090,626.50 | 808,430,851 | 132.73 | -355,862.30 | -5,729,743 | 94 | 99 | 105 |
| プリンスメロン | 36,974.00 | 8,946,616 | 241.97 | 51,150.00 | 13,179,164 | 257.66 | -14,176.00 | -4,232,548 | 72 | 68 | 94 |
| アンデスメロン | 147,174.00 | 48,834,237 | 331.81 | 152,997.00 | 48,939,320 | 319.87 | -5,823.00 | -105,083 | 96 | 100 | 104 |
| 肥後グリーンメロン | 155,109.00 | 43,384,264 | 279.70 | 176,789.00 | 47,836,036 | 270.58 | -21,680.00 | -4,451,772 | 88 | 91 | 103 |
| その他メロン | 386,761.00 | 120,092,673 | 310.51 | 461,029.50 | 137,536,974 | 298.33 | -74,268.50 | -17,444,301 | 84 | 87 | 104 |
| アールス(静岡) | 170,099.90 | 193,888,242 | 1,139.85 | 170,906.70 | 193,660,676 | 1,133.14 | -806.80 | 227,566 | 100 | 100 | 101 |
| アールス(静岡以外) | 416,382.80 | 188,299,436 | 452.23 | 430,770.00 | 187,218,191 | 434.61 | -14,387.20 | 1,081,245 | 97 | 101 | 104 |
| アールス計 | 586,482.70 | 382,187,678 | 651.66 | 601,676.70 | 380,878,867 | 633.03 | -15,194.00 | 1,308,811 | 97 | 100 | 103 |
| 赤肉メロン | 344,662.40 | 149,184,526 | 432.84 | 493,164.90 | 196,044,597 | 397.52 | -148,502.50 | -46,860,071 | 70 | 76 | 109 |
| メロン計 | 1,657,163.10 | 752,629,994 | 454.17 | 1,936,807.10 | 824,414,958 | 425.66 | -279,644.00 | -71,784,964 | 86 | 91 | 107 |
| ハウスもも | 4,183.47 | 3,210,970 | 767.54 | 3,812.62 | 3,024,719 | 793.34 | 370.85 | 186,251 | 110 | 106 | 97 |
| もも | 1,131,130.71 | 561,106,490 | 496.06 | 1,176,847.48 | 558,882,101 | 474.90 | -45,716.77 | 2,224,389 | 96 | 100 | 104 |
| もも計 | 1,135,314.18 | 564,317,460 | 497.06 | 1,180,660.10 | 561,906,820 | 475.93 | -45,345.92 | 2,410,640 | 96 | 100 | 104 |
| ネクタリン | 20,922.10 | 9,191,930 | 439.34 | 28,976.70 | 11,033,820 | 380.78 | -8,054.60 | -1,841,890 | 72 | 83 | 115 |
| ナモモ | 160,979.04 | 90,993,190 | 565.25 | 213,317.25 | 113,577,198 | 532.43 | -52,338.21 | -22,584,008 | 75 | 80 | 106 |
| 桜桃(国内) | 47,095.52 | 87,420,368 | 1,856.24 | 46,088.10 | 81,038,696 | 1,758.34 | 1,007.42 | 6,381,672 | 102 | 108 | 106 |
| 輸入チェリー | 59,786.00 | 72,411,301 | 1,211.17 | 91,254.70 | 86,376,289 | 946.54 | -31,468.70 | -13,964,988 | 66 | 84 | 128 |
| 枇杷 | 58,365.79 | 53,001,921 | 908.10 | 36,647.78 | 45,474,965 | 1,240.87 | 21,718.01 | 7,526,956 | 159 | 117 | 73 |
| いちじく | 193,813.65 | 115,806,932 | 597.52 | 210,209.10 | 126,000,093 | 599.40 | -16,395.45 | -10,193,161 | 92 | 92 | 100 |
| 栗 | 160,500.99 | 91,183,464 | 568.12 | 130,609.41 | 79,140,804 | 605.93 | 29,891.58 | 12,042,660 | 123 | 115 | 94 |
| レモン | 1,285,227.09 | 305,308,754 | 237.55 | 1,221,372.99 | 208,724,787 | 170.89 | 63,854.10 | 96,583,967 | 105 | 146 | 139 |
| グレープフルーツ | 1,599,556.00 | 239,855,413 | 149.95 | 1,893,019.00 | 279,570,447 | 147.68 | -293,463.00 | -39,715,034 | 85 | 86 | 102 |
| オレンジ | 2,010,549.50 | 380,341,514 | 189.17 | 1,737,522.00 | 288,361,624 | 165.96 | 273,027.50 | 91,979,890 | 116 | 132 | 114 |
| バナナ | 14,609,841.20 | 1,910,562,464 | 130.77 | 15,856,819.60 | 1,684,315,009 | 106.22 | -1,246,978.40 | 226,247,455 | 92 | 113 | 123 |
| 青バナナ | 2,771,818.00 | 339,251,573 | 122.39 | 1,188,387.00 | 111,661,252 | 93.96 | 1,583,431.00 | 227,590,321 | 233 | 304 | 130 |
| バナナ計 | 17,381,659.20 | 2,249,814,037 | 129.44 | 17,045,206.60 | 1,795,976,261 | 105.37 | 336,452.60 | 453,837,776 | 102 | 125 | 123 |
| パイナップル | 1,987,475.55 | 334,362,297 | 168.23 | 1,733,081.40 | 288,191,135 | 166.29 | 254,394.15 | 46,171,162 | 115 | 116 | 101 |
| キウイ | 1,022,668.50 | 481,785,972 | 471.11 | 1,197,316.99 | 536,663,329 | 448.22 | -174,648.49 | -54,877,357 | 85 | 90 | 105 |
| 国内キウイ | 711,461.70 | 277,090,860 | 389.47 | 610,105.65 | 241,896,379 | 396.48 | 101,356.05 | 35,194,481 | 117 | 115 | 98 |
| パパイヤ | 19,252.50 | 11,579,840 | 601.47 | 21,214.00 | 12,891,702 | 607.70 | -1,961.50 | -1,311,862 | 91 | 90 | 99 |
| マンゴー | 84,897.15 | 47,910,795 | 564.34 | 95,704.50 | 46,602,800 | 486.94 | -10,807.35 | 1,307,995 | 89 | 103 | 116 |
| 国産マンゴー | 27,101.30 | 77,241,431 | 2,850.10 | 28,813.90 | 74,344,411 | 2,580.16 | -1,712.60 | 2,897,020 | 94 | 104 | 110 |
| ハネジユメロン | 608,671.00 | 60,462,833 | 99.34 | 462,478.00 | 45,107,287 | 97.53 | 146,193.00 | 15,355,546 | 132 | 134 | 102 |
| アボガド | 1,223,178.00 | 459,880,451 | 375.97 | 1,115,866.20 | 360,565,123 | 323.13 | 107,311.80 | 99,315,328 | 110 | 128 | 116 |
| その他輸入果実 | 138,629.80 | 143,417,185 | 1,034.53 | 228,202.60 | 167,249,106 | 732.90 | -89,572.80 | -23,831,921 | 61 | 86 | 141 |
| その他果実 | 207,589.83 | 94,370,415 | 454.60 | 271,393.83 | 96,054,986 | 353.93 | -63,804.00 | -1,684,571 | 76 | 98 | 128 |
| 果実計 | 69,168,778.52 | 18,929,513,515 | 273.67 | 68,192,371.42 | 18,484,552,066 | 271.06 | 976,407.10 | 444,961,449 | 101 | 102 | 101 |
| 国内果実計 | 40,612,241.73 | 13,593,167,120 | 334.71 | 40,458,310.44 | 13,920,850,642 | 344.08 | 153,931.29 | -327,683,522 | 100 | 98 | 97 |
| 輸入果実計 | 28,556,536.79 | 5,336,346,395 | 186.87 | 27,734,060.98 | 4,563,701,424 | 164.55 | 822,475.81 | 772,644,971 | 103 | 117 | 114 |

果実の産地別取扱高(上位10位)

1 全国

(トン,千円,%)

| 順位 | 県名 | 数 量 | | | | | 金 額 | | | | |
|----|-------|--------|--------|--------|--------|--------|------------|--------|------------|--------|--------|
| | | 25年 | | 24年 | | 前年比 | 25年 | | 24年 | | 前年比 |
| | | 比率 | 比率 | 比率 | 比率 | | | | | | |
| | 総 計 | 69,169 | 100.0% | 68,192 | 100.0% | 101.4% | 18,929,514 | 100.0% | 18,484,552 | 100.0% | 102.4% |
| 1 | 福 岡 | 12,880 | 18.6% | 12,955 | 19.0% | 99.4% | 5,285,425 | 27.9% | 5,167,104 | 28.0% | 102.3% |
| 2 | 青 森 | 7,203 | 10.4% | 6,022 | 8.8% | 119.6% | 1,877,786 | 9.9% | 2,008,528 | 10.9% | 93.5% |
| 3 | 熊 本 | 4,551 | 6.6% | 4,546 | 6.7% | 100.1% | 977,082 | 5.2% | 1,014,597 | 5.5% | 96.3% |
| 4 | 佐 賀 | 3,556 | 5.1% | 3,647 | 5.3% | 97.5% | 1,429,399 | 7.6% | 1,558,399 | 8.4% | 91.7% |
| 5 | 長 野 | 2,575 | 3.7% | 3,010 | 4.4% | 85.5% | 737,918 | 3.9% | 856,448 | 4.6% | 86.2% |
| 6 | 大 分 | 2,155 | 3.1% | 2,261 | 3.3% | 95.3% | 533,951 | 2.8% | 546,771 | 3.0% | 97.7% |
| 7 | 長 崎 | 2,035 | 2.9% | 1,987 | 2.9% | 102.4% | 691,789 | 3.7% | 681,613 | 3.7% | 101.5% |
| 8 | 愛 媛 | 922 | 1.3% | 869 | 1.3% | 106.1% | 155,279 | 0.8% | 139,691 | 0.8% | 111.2% |
| 9 | 福 島 | 540 | 0.8% | 535 | 0.8% | 100.9% | 193,469 | 1.0% | 178,188 | 1.0% | 108.6% |
| 10 | 鳥 取 | 495 | 0.7% | 492 | 0.7% | 100.6% | 86,152 | 0.5% | 88,611 | 0.5% | 97.2% |
| | その他国内 | 3,700 | 5.5% | 4,134 | 6.1% | 89.5% | 1,624,918 | 8.5% | 1,680,901 | 8.9% | 96.7% |
| | 国 外 | 28,557 | 41.3% | 27,734 | 40.7% | 103.0% | 5,336,346 | 28.2% | 4,563,701 | 24.7% | 116.9% |

2 県内

(トン,千円,%)

| 順位 | 地区名 | 数 量 | | | | | 金 額 | | | | |
|----|-------|--------|--------|--------|--------|--------|-----------|--------|-----------|--------|--------|
| | | 25年 | | 24年 | | 前年比 | 25年 | | 24年 | | 前年比 |
| | | 比率 | 比率 | 比率 | 比率 | | | | | | |
| | 総 計 | 12,880 | 100.0% | 12,955 | 100.0% | 99.4% | 5,285,425 | 100.0% | 5,167,104 | 100.0% | 102.3% |
| 1 | 八女地区 | 3,001 | 23.3% | 2,856 | 22.0% | 105.1% | 1,515,836 | 28.7% | 1,331,915 | 25.8% | 113.8% |
| 2 | みやま市 | 2,460 | 19.1% | 2,447 | 18.9% | 100.5% | 602,786 | 11.4% | 610,537 | 11.8% | 98.7% |
| 3 | 浮羽地区 | 1,525 | 11.8% | 1,581 | 12.2% | 96.5% | 435,689 | 8.2% | 413,802 | 8.0% | 105.3% |
| 4 | 甘木地区 | 1,478 | 11.5% | 1,507 | 11.6% | 98.1% | 444,103 | 8.4% | 412,897 | 8.0% | 107.6% |
| 5 | 福岡市 | 1,031 | 8.0% | 939 | 7.2% | 109.8% | 432,910 | 8.2% | 395,957 | 7.7% | 109.3% |
| 6 | 糸島市 | 941 | 7.3% | 986 | 7.6% | 95.4% | 551,035 | 10.4% | 585,349 | 11.3% | 94.1% |
| 7 | 粕屋地区 | 489 | 3.8% | 486 | 3.8% | 100.6% | 114,064 | 2.2% | 112,440 | 2.2% | 101.4% |
| 8 | 北九州市 | 431 | 3.3% | 519 | 4.0% | 83.0% | 43,735 | 0.8% | 54,179 | 1.0% | 80.7% |
| 9 | 朝倉郡 | 403 | 3.1% | 462 | 3.6% | 87.2% | 162,495 | 3.1% | 159,732 | 3.1% | 101.7% |
| 10 | 柳川市 | 242 | 1.9% | 241 | 1.9% | 100.4% | 246,983 | 4.7% | 251,185 | 4.9% | 98.3% |
| | その他県内 | 879 | 6.9% | 931 | 7.2% | 94.4% | 735,789 | 13.9% | 839,111 | 16.2% | 87.7% |

(注) 地区名と行政区分との関係については、品目別・産地別取扱高表(県内)を参照。

果実の品目別取扱高(上位10位)

1 全国

(トン,千円,%)

| 順位 | 品目名 | 数 量 | | | | | 金 額 | | | | |
|----|-------|--------|--------|--------|--------|--------|------------|--------|------------|--------|--------|
| | | 25年 | 比率 | 24年 | 比率 | 前年比 | 25年 | 比率 | 24年 | 比率 | 前年比 |
| | 総 計 | 69,169 | 100.0% | 68,192 | 100.0% | 101.4% | 18,929,514 | 100.0% | 18,484,552 | 100.0% | 102.4% |
| 1 | バ ナ ナ | 17,382 | 25.1% | 17,045 | 25.0% | 102.0% | 2,249,814 | 11.9% | 1,795,976 | 9.7% | 125.3% |
| 2 | り ん ご | 8,844 | 12.8% | 7,614 | 11.2% | 116.2% | 2,287,455 | 12.1% | 2,468,668 | 13.4% | 92.7% |
| 3 | 温州みかん | 7,561 | 10.9% | 7,947 | 11.7% | 95.1% | 1,503,238 | 7.9% | 1,639,377 | 8.9% | 91.7% |
| 4 | 西 瓜 | 5,735 | 8.3% | 6,091 | 8.9% | 94.2% | 802,701 | 4.2% | 808,431 | 4.4% | 99.3% |
| 5 | 中 晩 柑 | 3,665 | 5.3% | 3,499 | 5.1% | 104.7% | 676,038 | 3.6% | 721,327 | 3.9% | 93.7% |
| 6 | 柿 | 3,097 | 4.5% | 3,329 | 4.9% | 93.0% | 783,077 | 4.1% | 711,101 | 3.8% | 110.1% |
| 7 | 莓 | 3,022 | 4.4% | 2,777 | 4.1% | 108.8% | 3,442,408 | 18.2% | 3,349,998 | 18.1% | 102.8% |
| 8 | 梨 | 2,997 | 4.3% | 3,020 | 4.4% | 99.2% | 905,314 | 4.8% | 949,330 | 5.1% | 95.4% |
| 9 | メ ロ ン | 2,266 | 3.3% | 2,399 | 3.5% | 94.5% | 813,093 | 4.3% | 869,522 | 4.7% | 93.5% |
| 10 | オレンジ | 2,011 | 2.9% | 1,738 | 2.5% | 115.7% | 380,342 | 2.0% | 288,362 | 1.6% | 131.9% |
| | その他果実 | 12,589 | 18.2% | 12,733 | 18.7% | 98.9% | 5,086,034 | 26.9% | 4,882,460 | 26.4% | 104.2% |

2 県内

(トン,千円,%)

| 順位 | 品目名 | 数 量 | | | | | 金 額 | | | | |
|----|-------|--------|--------|--------|--------|--------|-----------|--------|-----------|--------|--------|
| | | 25年 | 比率 | 24年 | 比率 | 前年比 | 25年 | 比率 | 24年 | 比率 | 前年比 |
| | 総 計 | 12,880 | 100.0% | 12,955 | 100.0% | 99.4% | 5,285,425 | 100.0% | 5,167,104 | 100.0% | 102.3% |
| 1 | 温州みかん | 3,416 | 26.5% | 3,550 | 27.4% | 96.2% | 681,036 | 12.9% | 726,048 | 14.1% | 93.8% |
| 2 | 柿 | 2,310 | 17.9% | 2,546 | 19.7% | 90.7% | 533,613 | 10.1% | 503,281 | 9.7% | 106.0% |
| 3 | 莓 | 1,836 | 14.3% | 1,650 | 12.7% | 111.3% | 2,086,424 | 39.5% | 1,983,129 | 38.4% | 105.2% |
| 4 | 梨 | 1,563 | 12.1% | 1,290 | 10.0% | 121.2% | 499,585 | 9.5% | 437,244 | 8.5% | 114.3% |
| 5 | 西 瓜 | 913 | 7.1% | 1,019 | 7.9% | 89.6% | 101,201 | 1.9% | 107,389 | 2.1% | 94.2% |
| 6 | ぶ どう | 858 | 6.7% | 911 | 7.0% | 94.2% | 697,742 | 13.2% | 699,874 | 13.5% | 99.7% |
| 7 | 中 晩 柑 | 817 | 6.3% | 849 | 6.6% | 96.2% | 123,137 | 2.3% | 150,442 | 2.9% | 81.9% |
| 8 | キ ウ イ | 607 | 4.7% | 536 | 4.1% | 113.2% | 236,852 | 4.5% | 212,728 | 4.1% | 111.3% |
| 9 | いちじく | 190 | 1.5% | 207 | 1.6% | 91.8% | 110,954 | 2.1% | 121,815 | 2.4% | 91.1% |
| 10 | 桃 | 124 | 1.0% | 154 | 1.2% | 80.5% | 87,668 | 1.7% | 93,890 | 1.8% | 93.4% |
| | その他果実 | 246 | 2.9% | 243 | 3.0% | 101.2% | 127,213 | 4.0% | 131,264 | 4.3% | 96.9% |

バナナ=青バナナ含む。温州みかん=ハウスみかん+温州計。莓=輸入莓含む。
メロン=ハネジュウメロン含む。

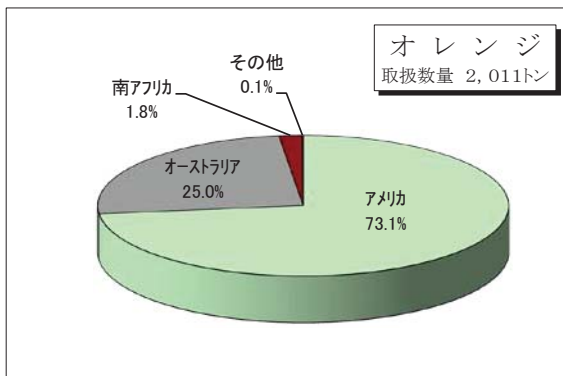
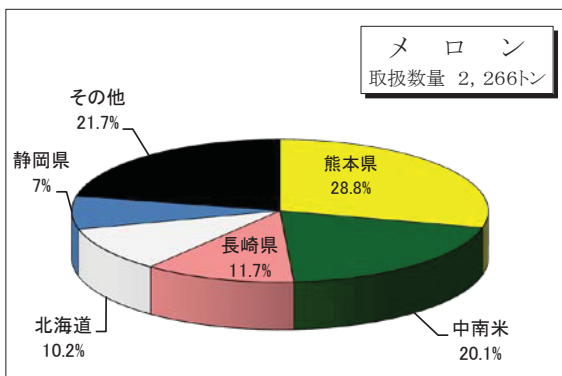
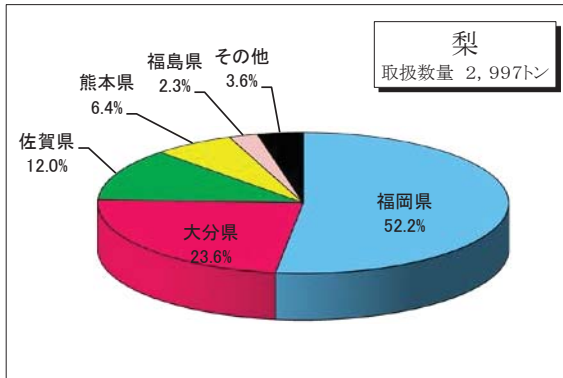
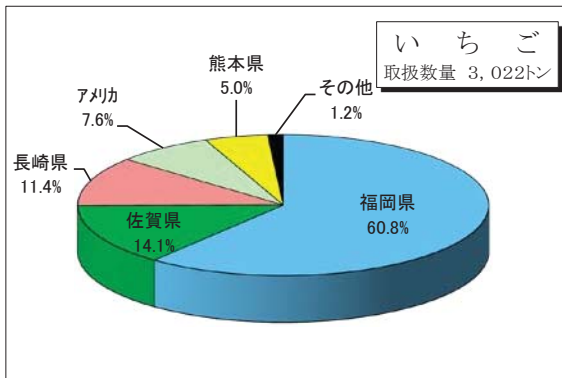
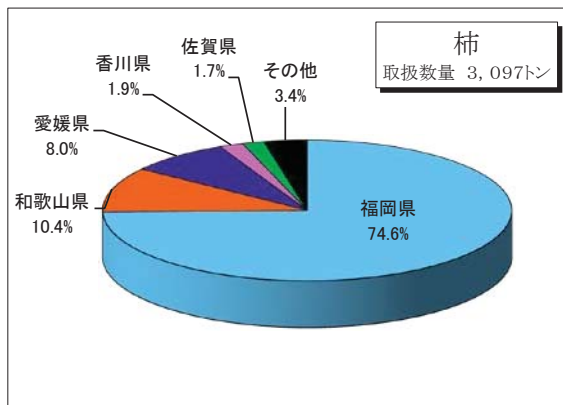
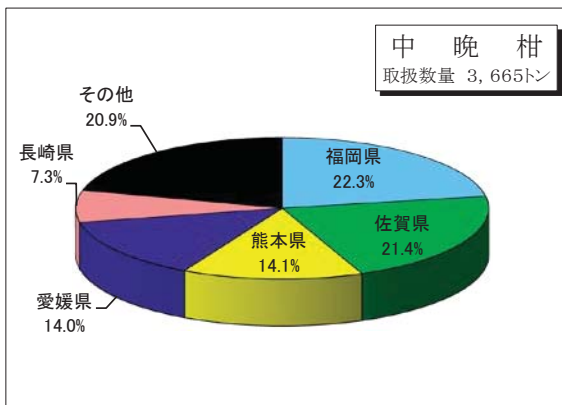
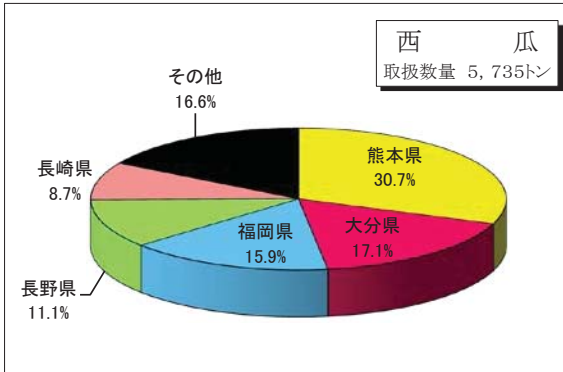
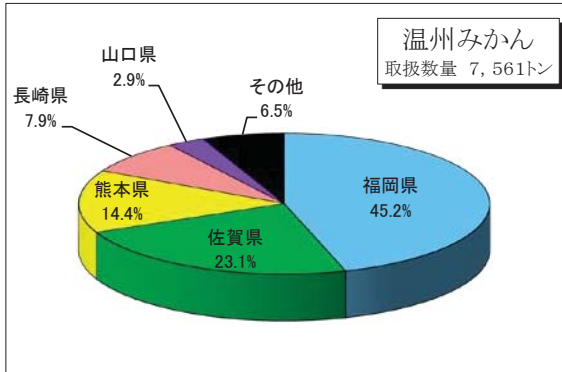
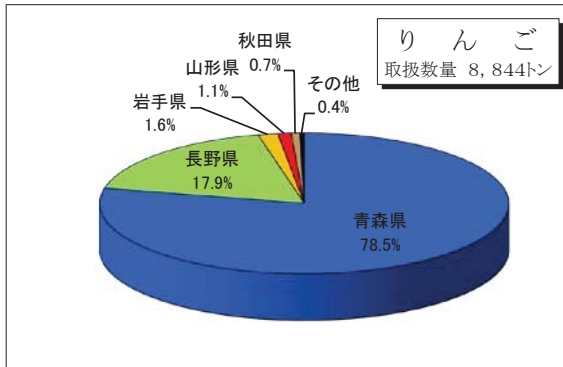
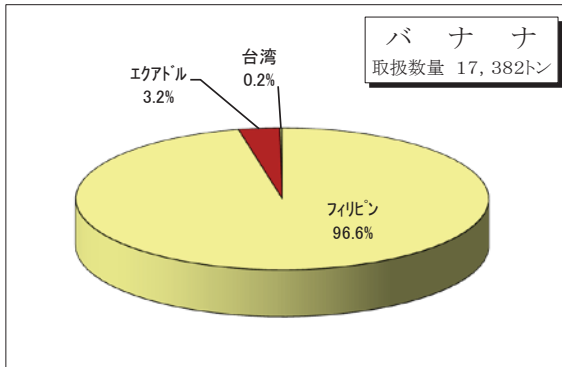
果実の品目別取扱高／前年対比表（外国産）

| 品名 | 25 年 実 績 | | | 24 年 実 績 | | | 増 減 | | 前年比 (%) | | |
|---------|------------|-------------|----------|------------|-------------|--------|------------|------------|---------|------|-----|
| | 数量 kg | 金額 | 平均@ | 数量 kg | 金額 | 平均@ | 数量 kg | 金額 | 数量 | 金額 | @ |
| ハウスミカン | | | | | | | | | | | |
| 極 早 生 | | | | | | | | | | | |
| 早生温州 | | | | | | | | | | | |
| 青 島 系 | | | | | | | | | | | |
| 普通温州 | | | | | | | | | | | |
| 温州 計 | | | | | | | | | | | |
| 伊 予 柑 | | | | | | | | | | | |
| 八 朔 | | | | | | | | | | | |
| 清 見 | | | | | | | | | | | |
| 甘 夏 柑 | | | | | | | | | | | |
| ボ ン カ ン | | | | 500.00 | 54,190 | 108.38 | -500.00 | -54,190 | | | |
| デ コ ボ ン | | | | | | | | | | | |
| 不 知 火 | | | | | | | | | | | |
| その他柑橘 | 177,897.00 | 29,567,216 | 166.20 | 3,040.00 | 418,199 | 137.57 | 174,857.00 | 29,149,017 | 5852 | 7070 | 121 |
| 柑 橘 計 | 177,897.00 | 29,567,216 | 166.20 | 3,540.00 | 472,389 | 133.44 | 174,357.00 | 29,094,827 | 5025 | 6259 | 125 |
| つ が る | | | | | | | | | | | |
| 早生ふじ | | | | | | | | | | | |
| サンふじ | | | | | | | | | | | |
| ふ じ | | | | | | | | | | | |
| シナノスイート | | | | | | | | | | | |
| ジョナゴールド | | | | | | | | | | | |
| 王 林 | | | | | | | | | | | |
| む つ | | | | | | | | | | | |
| その他リンゴ | 85.00 | 31,396 | 369.36 | 2,519.00 | 426,353 | 169.25 | -2,434.00 | -394,957 | 3 | 7 | 218 |
| リンゴ 計 | 85.00 | 31,396 | 369.36 | 2,519.00 | 426,353 | 169.25 | -2,434.00 | -394,957 | 3 | 7 | 218 |
| デラウェア | | | | | | | | | | | |
| 巨 峰 | | | | | | | | | | | |
| ベリー A | | | | | | | | | | | |
| 温室ぶどう | | | | | | | | | | | |
| ビオーネ | | | | | | | | | | | |
| その他ぶどう | | | | 141.20 | 75,768 | 536.60 | -141.20 | -75,768 | | | |
| ぶどう 計 | | | | 141.20 | 75,768 | 536.60 | -141.20 | -75,768 | | | |
| 輸入葡萄 | 378,397.70 | 137,255,649 | 362.73 | 334,429.20 | 114,547,076 | 342.52 | 43,968.50 | 22,708,573 | 113 | 120 | 106 |
| 二十世紀 | | | | | | | | | | | |
| 幸 水 | | | | | | | | | | | |
| 豊 水 | | | | | | | | | | | |
| 新 高 | | | | | | | | | | | |
| 新 興 | | | | | | | | | | | |
| 晩 三 吉 | | | | | | | | | | | |
| その他梨 | | | | | | | | | | | |
| 西洋梨 | | | | | | | | | | | |
| 梨 計 | | | | | | | | | | | |
| あまおう | | | | | | | | | | | |
| 幸の香いちご | | | | | | | | | | | |
| 佐賀ほのか | | | | | | | | | | | |
| その他苺 | | | | | | | | | | | |
| 苺計(国内) | | | | | | | | | | | |
| 輸 入 苺 | 229,684.40 | 263,284,943 | 1,146.29 | 225,642.10 | 215,223,562 | 953.83 | 4,042.30 | 48,061,381 | 102 | 122 | 120 |
| 苺 合 計 | 229,684.40 | 263,284,943 | 1,146.29 | 225,642.10 | 215,223,562 | 953.83 | 4,042.30 | 48,061,381 | 102 | 122 | 120 |
| 果実加工品 | 329,109.09 | 115,130,683 | 349.83 | 303,916.99 | 114,244,563 | 375.91 | 25,192.10 | 886,120 | 108 | 101 | 93 |

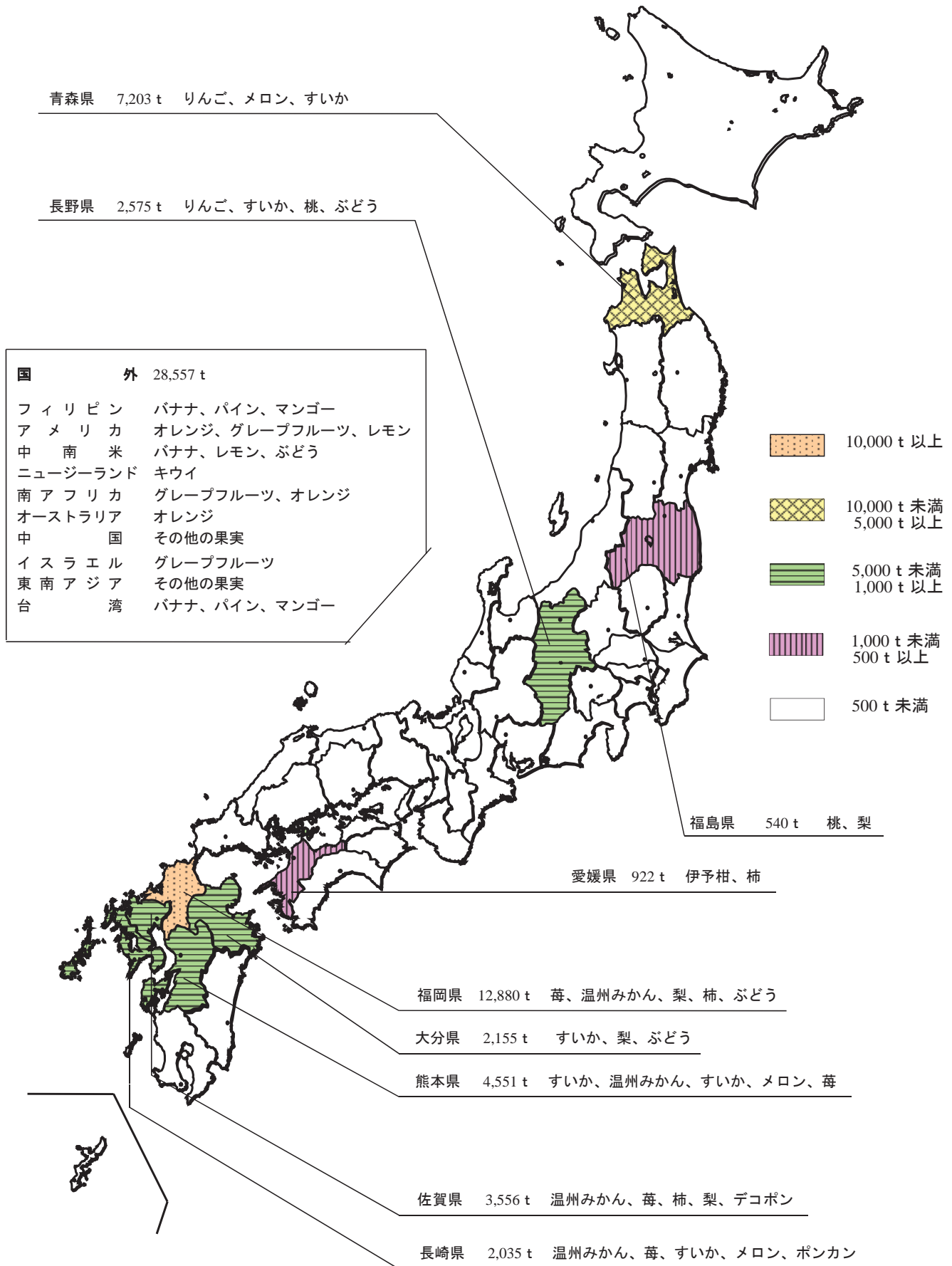
果実の品目別取扱高／前年対比表（外国産）

| 品名 | 25 年 実 績 | | | 24 年 実 績 | | | 増 減 | | 前年比 (%) | | |
|----------------------|---------------|---------------|-----------|---------------|---------------|----------|---------------|-------------|---------|-----|------|
| | 数量 kg | 金額 | 平均@ | 数量 kg | 金額 | 平均@ | 数量 kg | 金額 | 数量 | 金額 | @ |
| 西村早生 | | | | | | | | | | | |
| 伊豆柿 | | | | | | | | | | | |
| 早生富有柿 | | | | | | | | | | | |
| 富有柿 | | | | | | | | | | | |
| 冷蔵柿 | | | | | | | | | | | |
| その他柿 | | | | | | | | | | | |
| 甘柿計 | | | | | | | | | | | |
| 渋柿 | | | | | | | | | | | |
| 脱渋柿 | | | | | | | | | | | |
| 干柿(国内) | | | | | | | | | | | |
| 干柿(輸入) | 11,390.00 | 4,307,675 | 378.20 | 12,472.80 | 6,248,728 | 500.99 | -1,082.80 | -1,941,053 | 91 | 69 | 75 |
| 柿計 | 11,390.00 | 4,307,675 | 378.20 | 12,472.80 | 6,248,728 | 500.99 | -1,082.80 | -1,941,053 | 91 | 69 | 75 |
| 西瓜 | | | | | | | | | | | |
| 小玉西瓜 | | | | 10,800.00 | 8,663 | 0.80 | -10,800.00 | -8,663 | | | |
| 温室西瓜 | | | | | | | | | | | |
| 西瓜計 | | | | 10,800.00 | 8,663 | 0.80 | -10,800.00 | -8,663 | | | |
| プリンスメロン | | | | | | | | | | | |
| アンデスメロン 肥後グリーンメロン | | | | | | | | | | | |
| その他メロン | 430.00 | 218,726 | 508.67 | 815.00 | 455,195 | 558.52 | -385.00 | -236,469 | 53 | 48 | 91 |
| アールス(静岡) | | | | | | | | | | | |
| アールス(静岡以外) | 2,485.00 | 1,636,183 | 658.42 | 3,833.00 | 2,708,058 | 706.51 | -1,348.00 | -1,071,875 | 65 | 60 | 93 |
| アールス計 | 2,485.00 | 1,636,183 | 658.42 | 3,833.00 | 2,708,058 | 706.51 | -1,348.00 | -1,071,875 | 65 | 60 | 93 |
| 赤肉メロン | | | | | | | | | | | |
| メロン計 | 2,915.00 | 1,854,909 | 636.33 | 4,648.00 | 3,163,253 | 680.56 | -1,733.00 | -1,308,344 | 63 | 59 | 94 |
| ハウスもも | | | | | | | | | | | |
| もも | | | | | | | | | | | |
| もも計 | | | | | | | | | | | |
| ネクタリン | | | | | | | | | | | |
| オもも | | | | | | | | | | | |
| 桜桃(国内) | 5.60 | 120,624 | 21,540.00 | 1,586.40 | 1,945,747 | 1,226.52 | -1,580.80 | -1,825,123 | 0 | 6 | 1756 |
| 輸入チェリー | 59,786.00 | 72,411,301 | 1,211.17 | 91,254.70 | 86,376,289 | 946.54 | -31,468.70 | -13,964,988 | 66 | 84 | 128 |
| 枇杷 | | | | | | | | | | | |
| いちじく | | | | | | | | | | | |
| 栗 | 755.30 | 1,501,170 | 1,987.51 | 1,185.40 | 2,073,115 | 1,748.87 | -430.10 | -571,945 | 64 | 72 | 114 |
| レモン | 1,254,141.00 | 295,671,277 | 235.76 | 1,190,013.00 | 200,355,179 | 168.36 | 64,128.00 | 95,316,098 | 105 | 148 | 140 |
| グレープフルーツ | 1,599,236.00 | 239,684,998 | 149.87 | 1,893,019.00 | 279,570,447 | 147.68 | -293,783.00 | -39,885,449 | 84 | 86 | 101 |
| オレンジ | 2,010,489.50 | 380,340,885 | 189.18 | 1,737,422.00 | 288,327,341 | 165.95 | 273,067.50 | 92,013,544 | 116 | 132 | 114 |
| バナナ | 14,609,109.20 | 1,910,339,255 | 130.76 | 15,856,819.60 | 1,684,315,009 | 106.22 | -1,247,710.40 | 226,024,246 | 92 | 113 | 123 |
| 青バナナ | 2,771,818.00 | 339,251,573 | 122.39 | 1,188,387.00 | 111,661,252 | 93.96 | 1,583,431.00 | 227,590,321 | 233 | 304 | 130 |
| バナナ計 | 17,380,927.20 | 2,249,590,828 | 129.43 | 17,045,206.60 | 1,795,976,261 | 105.37 | 335,720.60 | 453,614,567 | 102 | 125 | 123 |
| パイ | 1,979,189.50 | 330,266,256 | 166.87 | 1,711,105.50 | 275,964,974 | 161.28 | 268,084.00 | 54,301,282 | 116 | 120 | 103 |
| キウイ | 1,022,189.50 | 481,602,026 | 471.15 | 1,197,316.99 | 536,663,329 | 448.22 | -175,127.49 | -55,061,303 | 85 | 90 | 105 |
| 国内キウイ | | | | | | | | | | | |
| パパイヤ | 17,595.00 | 9,992,491 | 567.92 | 20,048.00 | 11,779,510 | 587.57 | -2,453.00 | -1,787,019 | 88 | 85 | 97 |
| マンゴー | 84,712.50 | 47,471,682 | 560.39 | 95,650.50 | 46,518,030 | 486.33 | -10,938.00 | 953,652 | 89 | 102 | 115 |
| 国産マンゴー | | | | | | | | | | | |
| ハネジウメロン | 608,671.00 | 60,462,833 | 99.34 | 462,478.00 | 45,107,287 | 97.53 | 146,193.00 | 15,355,546 | 132 | 134 | 102 |
| アボガド | 1,223,178.00 | 459,880,451 | 375.97 | 1,115,866.20 | 360,565,123 | 323.13 | 107,311.80 | 99,315,328 | 110 | 128 | 116 |
| その他輸入果実 | 138,239.50 | 142,929,073 | 1,033.92 | 228,202.60 | 167,249,106 | 732.90 | -89,963.10 | -24,320,033 | 61 | 85 | 141 |
| その他果実 | 47,943.00 | 12,988,029 | 270.91 | 45,596.80 | 10,819,331 | 237.28 | 2,346.20 | 2,168,698 | 105 | 120 | 114 |
| 果実計 | | | | | | | | | | | |
| 国内果実計 | | | | | | | | | | | |
| 輸入果実計 | 28,556,536.79 | 5,336,346,395 | 186.87 | 27,734,060.98 | 4,563,701,424 | 164.55 | 822,475.81 | 772,644,971 | 103 | 117 | 114 |

主要果実の品目別・産地別入荷量比率



果実の産地別取扱高及び主要品目



輸 入 果 実 の 取 扱 高

1 国別

(トン,千円,%)

| 順位 | 県名 | 数 量 | | | | | 金 額 | | | | |
|----|----------|--------|--------|--------|--------|--------|-----------|--------|-----------|--------|--------|
| | | 25年 | 比率 | 24年 | 比率 | 前年比 | 25年 | 比率 | 24年 | 比率 | 前年比 |
| | 総 計 | 28,557 | 100.0% | 27,734 | 100.0% | 103.0% | 5,336,346 | 100.0% | 4,563,701 | 100.0% | 116.9% |
| 1 | フィリピン | 18,819 | 65.9% | 18,362 | 66.2% | 102.5% | 2,504,852 | 46.9% | 2,030,422 | 44.5% | 123.4% |
| 2 | アメリカ | 4,251 | 14.9% | 3,795 | 13.7% | 112.0% | 1,189,842 | 22.3% | 965,843 | 21.2% | 123.2% |
| 3 | 中南米 | 2,769 | 9.7% | 2,406 | 8.7% | 115.1% | 789,740 | 14.8% | 615,204 | 13.5% | 128.4% |
| 4 | ニュージーランド | 1,025 | 3.6% | 1,264 | 4.6% | 81.1% | 486,673 | 9.1% | 554,814 | 12.2% | 87.7% |
| 5 | 南アフリカ | 641 | 2.2% | 927 | 3.3% | 69.1% | 88,306 | 1.7% | 132,628 | 2.9% | 66.6% |
| 6 | オーストラリア | 504 | 1.8% | 397 | 1.4% | 127.0% | 102,496 | 1.9% | 70,947 | 1.6% | 144.5% |
| 7 | 中 国 | 180 | 0.6% | 249 | 0.9% | 72.3% | 73,350 | 1.4% | 99,729 | 2.2% | 73.5% |
| 8 | 東南アジア | 176 | 0.6% | 114 | 0.4% | 154.4% | 48,960 | 0.9% | 36,454 | 0.8% | 134.3% |
| 9 | イスラエル | 121 | 0.4% | 138 | 0.5% | 87.7% | 18,510 | 0.3% | 20,723 | 0.5% | 89.3% |
| 10 | 台 湾 | 53 | 0.2% | 63 | 0.2% | 84.1% | 22,376 | 0.4% | 22,322 | 0.5% | 100.2% |

2 品目別

(トン,千円,%)

| 順位 | 品目名 | 数 量 | | | | | 金 額 | | | | |
|----|----------|--------|--------|--------|--------|--------|-----------|--------|-----------|--------|--------|
| | | 25年 | 比率 | 24年 | 比率 | 前年比 | 25年 | 比率 | 24年 | 比率 | 前年比 |
| | 総 計 | 28,557 | 100.0% | 27,734 | 100.0% | 103.0% | 5,336,346 | 100.0% | 4,563,701 | 100.0% | 116.9% |
| 1 | バナナ | 17,381 | 60.9% | 17,045 | 61.5% | 102.0% | 2,249,591 | 42.2% | 1,795,976 | 39.4% | 125.3% |
| 2 | オレンジ | 2,010 | 7.0% | 1,737 | 6.3% | 115.7% | 380,341 | 7.1% | 288,327 | 6.3% | 131.9% |
| 3 | パイナップル | 1,979 | 6.9% | 1,711 | 6.2% | 115.7% | 330,266 | 6.2% | 275,965 | 6.0% | 119.7% |
| 4 | グレープフルーツ | 1,599 | 5.6% | 1,893 | 6.8% | 84.5% | 239,685 | 4.5% | 279,570 | 6.1% | 85.7% |
| 5 | レモン | 1,254 | 4.4% | 1,190 | 4.3% | 105.4% | 295,671 | 5.5% | 200,355 | 4.4% | 147.6% |
| 6 | アボカド | 1,223 | 4.3% | 1,116 | 4.0% | 109.6% | 459,880 | 8.6% | 360,565 | 7.9% | 127.5% |
| 7 | キウイ | 1,022 | 3.6% | 1,197 | 4.3% | 85.4% | 481,602 | 9.0% | 536,663 | 11.8% | 89.7% |
| 8 | メロン | 612 | 2.1% | 467 | 1.7% | 131.0% | 62,318 | 1.2% | 48,271 | 1.1% | 129.1% |
| 9 | ぶどう | 378 | 1.3% | 335 | 1.2% | 112.8% | 137,256 | 2.6% | 114,623 | 2.5% | 119.7% |
| 10 | 果実加工品 | 329 | 1.2% | 304 | 1.1% | 108.2% | 115,131 | 2.2% | 114,245 | 2.5% | 100.8% |

果実の品目別・産地別取扱高表（県内）

| 品目 | 福岡市 | | | 糸島市 | | | 筑紫地区 | | | 粕屋地区 | | |
|----------|--------------|-------------|-------|------------|-------------|-------|----------|---------|-----|------------|-------------|-------|
| | 数量(kg) | 金額 | 平均@ | 数量(kg) | 金額 | 平均@ | 数量(kg) | 金額 | 平均@ | 数量(kg) | 金額 | 平均@ |
| ハウスミカン | | | | | | | | | | | | |
| 早生温州 | 8.00 | 672 | 84 | 37,812.00 | 4,362,993 | 115 | | | | 79,417.00 | 7,715,559 | 97 |
| 普通温州 | 8,979.00 | 1,105,144 | 123 | 102,410.00 | 25,324,131 | 247 | | | | 87,636.20 | 9,688,387 | 111 |
| 温州計 | 6,631.00 | 1,652,061 | 249 | 870.00 | 36,656 | 42 | | | | 25,076.50 | 2,830,154 | 113 |
| 伊予柑 | 15,618.00 | 2,757,877 | 177 | 141,092.00 | 29,723,780 | 211 | | | | 192,129.70 | 20,234,100 | 105 |
| 八朔 | 1,152.00 | 45,100 | 39 | 2,484.00 | 282,210 | 114 | | | | 4,974.00 | 500,821 | 101 |
| 清見 | 88.00 | 6,783 | 77 | | | | | | | 3,758.50 | 397,102 | 106 |
| 夏柑 | 95.00 | 16,800 | 177 | 31,834.00 | 5,308,147 | 167 | | | | 631.00 | 56,680 | 90 |
| 日向夏 | 247,400.00 | 36,490,379 | 147 | 152,342.00 | 16,005,779 | 105 | | | | 63,944.20 | 4,719,447 | 74 |
| ネーブル | 13,853.00 | 1,684,869 | 122 | 1,950.00 | 91,821 | 47 | | | | 38,649.50 | 5,114,830 | 132 |
| コンカン | 102.00 | 13,859 | 136 | | | | | | | 16,841.50 | 3,398,083 | 202 |
| デコポン | 780.00 | 69,115 | 89 | | | | | | | 25,565.50 | 5,365,852 | 210 |
| その他柑橘 | 496.00 | 59,880 | 121 | 11,834.00 | 3,413,217 | 288 | | | | 32,730.50 | 9,703,216 | 296 |
| 柑橘計 | 2,280.10 | 286,487 | 126 | 23,808.40 | 6,247,622 | 262 | | | | 29,455.80 | 4,367,293 | 148 |
| つが | 281,864.10 | 41,431,149 | 147 | 365,344.40 | 61,072,576 | 167 | | | | 408,680.20 | 53,857,424 | 132 |
| ジョナゴールド | | | | | | | | | | | | |
| その他のリンゴ | | | | | | | | | | | | |
| デラウェア | 82.00 | 66,308 | 809 | 1,308.00 | 708,130 | 541 | | | | | | |
| ベリール | 1,791.60 | 662,550 | 370 | | | | | | | | | |
| 温室ぶどう | 568.00 | 187,429 | 330 | | | | | | | | | |
| その他ぶどう | 10,470.00 | 6,640,897 | 634 | | | | | | | | | |
| ぶどう計 | 4,124.40 | 2,257,574 | 547 | | | | | | | | | |
| 二十世紀水 | 1,146.80 | 375,411 | 327 | 194.00 | 64,093 | 330 | 9.80 | 5,712 | 583 | | | |
| 幸豊新高晚三 | 18,182.80 | 10,190,169 | 560 | 1,502.00 | 772,223 | 514 | 9.80 | 5,712 | 583 | | | |
| 新興吉梨 | 420.00 | 95,509 | 227 | | | | | | | | | |
| その他の洋梨 | | | | | | | 65.00 | 10,899 | 168 | | | |
| 西梨 | 1,320.00 | 334,320 | 253 | | | | | | | | | |
| その他の莓 | 10.00 | 3,780 | 378 | | | | | | | | | |
| 西村豆 | 1,750.00 | 433,609 | 248 | | | | 65.00 | 10,899 | 168 | | | |
| 伊豆本 | 306,009.37 | 322,872,029 | 1,055 | 475,835.98 | 458,534,347 | 964 | | | | 37,294.29 | 41,495,487 | 1,113 |
| 富田 | 545.00 | 36,343 | 67 | | | | | | | 519.00 | 96,717 | 186 |
| 有甘柿 | 1,325.00 | 100,877 | 76 | | | | | | | | | |
| その他の甘柿 | 3,589.00 | 401,028 | 112 | 5,660.00 | 855,151 | 151 | 665.00 | 104,434 | 157 | 115.00 | 12,999 | 113 |
| 甘柿計 | 10,541.50 | 871,551 | 83 | | | | | | | 515.00 | 60,093 | 117 |
| 渋柿 | 289.50 | 25,443 | 88 | | | | | | | 59.00 | 8,652 | 147 |
| 干柿 | 16,290.00 | 1,435,242 | 88 | 5,660.00 | 855,151 | 151 | 665.00 | 104,434 | 157 | 1,208.00 | 178,461 | 148 |
| 西瓜 | 1,452.50 | 164,008 | 113 | 18,612.00 | 3,712,385 | 199 | | | | 448.00 | 51,011 | 114 |
| 小玉西瓜 | 14.40 | 15,837 | 1,100 | | | | 50.00 | 3,150 | 63 | 2.00 | 315 | 158 |
| 西瓜計 | 386,079.00 | 48,176,263 | 125 | 39,621.10 | 2,252,258 | 57 | | | | | | |
| ブリンズメロン | 2,120.00 | 288,121 | 136 | | | | | | | 13.50 | 977 | 72 |
| アンデスメロン | 388,199.00 | 48,464,384 | 125 | 39,621.10 | 2,252,258 | 57 | | | | 13.50 | 977 | 72 |
| その他のメロン | | | | | | | | | | | | |
| アールスメロン | 1,689.00 | 257,778 | 153 | 94.50 | 8,230 | 87 | | | | 273.00 | 20,698 | 76 |
| 赤肉メロン | | | | | | | | | | | | |
| ネクタリン | 800.00 | 380,087 | 475 | 17,913.02 | 13,536,965 | 756 | 292.80 | 151,390 | 517 | 30.35 | 5,649 | 186 |
| すもも | 214.00 | 67,144 | 314 | 285.00 | 118,725 | 417 | | | | 27,039.50 | 11,692,166 | 432 |
| 桜桃 | 6,400.35 | 3,906,224 | 610 | 8,445.95 | 6,934,086 | 821 | | | | 14.75 | 3,696 | 251 |
| 枇杷 | 2,914.90 | 1,469,385 | 504 | | | | 699.60 | 458,134 | 655 | 12,965.80 | 6,469,896 | 499 |
| 栗 | 69.50 | 23,541 | 339 | 64.00 | 10,035 | 157 | 34.00 | 18,270 | 537 | 333.00 | 79,172 | 238 |
| レモン | 359.00 | 46,561 | 130 | 1,766.80 | 548,174 | 310 | | | | 381.04 | 49,198 | 129 |
| オレング | | | | | | | | | | | | |
| バナナ | | | | | | | | | | | | |
| 青バナナ | | | | | | | | | | | | |
| バナナ計 | | | | | | | | | | | | |
| パイナップル | | | | | | | | | | | | |
| 国内キーウイパー | 2,691.60 | 760,173 | 282 | 5,630.00 | 1,709,465 | 304 | | | | 150.00 | 16,693 | 111 |
| パイナップル | | | | | | | | | | 305.00 | 142,896 | 469 |
| その他輸入果実 | | | | 18.10 | 39,440 | 2,179 | | | | | | |
| その他の果実 | 2,029.16 | 992,464 | 489 | 520.21 | 930,756 | 1,789 | | | | | | |
| 果実計 | 1,030,929.68 | 432,909,784 | 420 | 941,313.06 | 551,034,816 | 585 | 1,816.20 | 751,989 | 414 | 489,138.43 | 114,063,739 | 233 |

果実の品目別・産地別取扱高表（県内）

| 品目 | 産地 | 宗像地区 | | | 甘木地区 | | | 朝倉地区 | | | 三井地区 | | |
|----|----|------------|------------|-------|--------------|-------------|-------|------------|-------------|-------|-----------|------------|-------|
| | | 数量(kg) | 金額 | 平均@ | 数量(kg) | 金額 | 平均@ | 数量(kg) | 金額 | 平均@ | 数量(kg) | 金額 | 平均@ |
| ハ | ウ | | | | 630.00 | 58,454 | 93 | | | | | | |
| 早 | 州 | 1,550.00 | 405,405 | 262 | 1,690.00 | 179,804 | 106 | | | | | | |
| 温 | 州 | 600.00 | 66,675 | 111 | | | | | | | | | |
| 州 | 計 | 2,150.00 | 472,080 | 220 | 2,320.00 | 238,258 | 103 | | | | | | |
| 伊 | 予 | 1,200.00 | 43,617 | 36 | | | | | | | 22.50 | 1,313 | 58 |
| 八 | 朔 | | | | | | | | | | | | |
| 清 | 見 | | | | | | | | | | | | |
| 甘 | 柑 | 35,404.00 | 2,097,351 | 59 | | | | | | | | | |
| 日 | 向 | 8,695.00 | 808,601 | 93 | | | | | | | | | |
| ネ | ブ | | | | | | | | | | | | |
| ホ | カ | 1,120.00 | 176,610 | 158 | | | | | | | | | |
| デ | コ | 1,623.00 | 319,917 | 197 | | | | | | | | | |
| そ | の | 8,965.00 | 1,094,025 | 122 | 842.00 | 23,750 | 28 | 63.00 | 15,435 | 245 | 180.00 | 2,751 | 15 |
| 柑 | 橘 | 59,157.00 | 5,012,201 | 85 | 3,162.00 | 262,008 | 83 | 63.00 | 15,435 | 245 | 202.50 | 4,064 | 20 |
| つ | が | | | | | | | | | | | | |
| サ | ン | | | | | | | | | | | | |
| ふ | じ | | | | | | | | | | | | |
| ジ | ョ | | | | | | | | | | | | |
| ナ | ゴ | | | | | | | | | | | | |
| 王 | 林 | | | | | | | | | | | | |
| む | つ | | | | | | | | | | | | |
| そ | の | | | | | | | | | | | | |
| リ | ン | | | | | | | | | | | | |
| デ | ラ | | | | 1,070.40 | 371,149 | 347 | 1,475.60 | 1,220,087 | 827 | | | |
| 巨 | ア | | | | 22,857.80 | 16,986,494 | 743 | 24,968.00 | 13,943,328 | 558 | 610.40 | 218,138 | 357 |
| ベ | ー | | | | 49,569.80 | 25,064,235 | 506 | 8.00 | 6,300 | 788 | | | |
| 温 | 室 | | | | | | | | | | | | |
| ビ | ぶ | | | | 17,900.00 | 14,248,393 | 796 | 565.60 | 654,103 | 1,156 | 34.50 | 11,004 | 319 |
| そ | の | | | | 11,694.60 | 6,998,233 | 598 | | | | 28.00 | 9,335 | 333 |
| ぶ | ど | | | | 103,092.60 | 63,668,504 | 618 | 27,017.20 | 15,823,818 | 586 | 672.90 | 238,477 | 354 |
| 二 | 十 | | | | 42,015.00 | 12,041,046 | 287 | 2,120.00 | 561,214 | 265 | | | |
| 幸 | 紀 | | | | 190,054.00 | 64,316,088 | 338 | 4,335.00 | 1,034,686 | 239 | | | |
| 豊 | 水 | | | | 144,147.00 | 40,233,132 | 279 | 20,305.00 | 5,428,723 | 267 | | | |
| 新 | 高 | | | | 40,235.00 | 10,409,069 | 259 | 31,375.00 | 7,492,972 | 239 | | | |
| 新 | 興 | | | | 16,620.00 | 4,856,144 | 292 | 60.00 | 18,270 | 304 | | | |
| 晩 | 三 | | | | | | | | | | | | |
| そ | の | | | | 34,489.90 | 9,957,079 | 289 | 13,267.00 | 3,641,232 | 274 | | | |
| 西 | 洋 | | | | | | | | | | | | |
| 梨 | 計 | | | | 467,560.90 | 141,812,558 | 303 | 71,462.00 | 18,177,097 | 254 | | | |
| そ | の | 35,994.90 | 43,686,459 | 1,214 | 261.38 | 325,207 | 1,244 | 59,770.09 | 74,082,297 | 1,239 | 37,347.26 | 40,771,815 | 1,092 |
| 伊 | 豆 | | | | 104,450.50 | 26,918,523 | 258 | 10,854.00 | 1,265,944 | 117 | 3,842.00 | 369,544 | 96 |
| 松 | 本 | | | | 60,839.50 | 14,467,937 | 238 | 4,590.00 | 496,062 | 108 | 435.00 | 37,803 | 87 |
| 富 | 有 | | | | 124,026.50 | 29,933,386 | 241 | 17,907.00 | 2,159,042 | 121 | 40.00 | 6,101 | 153 |
| そ | の | | | | 563,818.50 | 137,084,039 | 243 | 120,023.00 | 19,289,107 | 161 | 1,025.00 | 114,545 | 112 |
| 甘 | 柿 | | | | 18,757.00 | 5,397,931 | 288 | 17,373.00 | 3,211,498 | 185 | 433.00 | 89,547 | 207 |
| 渋 | 柿 | | | | 871,892.00 | 213,801,816 | 245 | 170,747.00 | 26,421,653 | 155 | 5,775.00 | 617,540 | 107 |
| 干 | 柿 | | | | | | | 105.00 | 7,907 | 75 | 2,738.00 | 300,152 | 110 |
| 小 | 玉 | 43,111.00 | 5,791,432 | 134 | | | | | | | 5.20 | 1,173 | 226 |
| 温 | 西 | 3,819.00 | 370,572 | 97 | | | | | | | | | |
| 西 | 瓜 | 46,930.00 | 6,162,004 | 131 | | | | | | | 20.00 | 1,155 | 58 |
| ブ | リ | | | | | | | | | | | | |
| ア | ン | | | | | | | | | | | | |
| そ | の | | | | | | | 266.00 | 103,005 | 387 | 2,604.00 | 482,058 | 185 |
| ア | ー | | | | | | | | | | 65.00 | 5,847 | 90 |
| 赤 | 肉 | 20.40 | 7,476 | 366 | 2,432.28 | 1,437,241 | 591 | 22,855.21 | 11,058,298 | 484 | | | |
| ネ | ク | | | | | | | | | | | | |
| す | も | 2,441.50 | 916,575 | 375 | | | | 14,924.64 | 7,105,922 | 476 | | | |
| 桜 | 桃 | | | | | | | | | | | | |
| 枇 | 杷 | 3,723.40 | 2,372,368 | 637 | | | | | | | 4.50 | 158 | 35 |
| イ | チ | 3,918.40 | 2,337,306 | 596 | 28,584.40 | 22,500,205 | 787 | 256.40 | 246,950 | 963 | 2,661.50 | 1,617,277 | 608 |
| レ | モ | 322.00 | 67,812 | 211 | | | | 191.00 | 50,440 | 264 | 93.50 | 26,700 | 286 |
| グ | レ | | | | 7.80 | 2,662 | 341 | | | | | | |
| オ | レ | | | | | | | | | | | | |
| 青 | ナ | | | | | | | | | | | | |
| バ | ナ | | | | | | | | | | | | |
| キ | ー | | | | | | | | | | | | |
| 国 | 内 | | | | | | | | | | 125.50 | 15,967 | 127 |
| マ | ン | | | | | | | | | | | | |
| そ | の | | | | | | | 26.05 | 24,625 | 945 | | | |
| そ | の | | | | 568.30 | 292,633 | 515 | 35,333.90 | 9,377,410 | 265 | 370.00 | 86,770 | 235 |
| 果 | 実 | 152,507.60 | 60,562,201 | 397 | 1,477,561.66 | 444,102,834 | 301 | 403,017.49 | 162,494,857 | 403 | 52,684.86 | 44,169,153 | 838 |

果実の品目別・産地別取扱高表（県内）

| 品目 | 久留米市 | | | 浮羽地区 | | | 八女地区 | | | 筑後市 | | |
|---------|-----------|-----------|-------|--------------|-------------|-------|--------------|---------------|-------|-----------|------------|-------|
| | 数量(kg) | 金額 | 平均@ | 数量(kg) | 金額 | 平均@ | 数量(kg) | 金額 | 平均@ | 数量(kg) | 金額 | 平均@ |
| ハミ柑 | | | | | | | 313.50 | 240.702 | 768 | | | |
| 早生温州 | | | | | | | 280,913.00 | 45,253.427 | 161 | | | |
| 普通温州 | | | | | | | 269,900.80 | 54,639.338 | 202 | | | |
| 温州計 | | | | | | | 308,694.00 | 65,284.879 | 211 | | | |
| 伊予柑 | | | | | | | 859,821.30 | 165,418.346 | 192 | | | |
| 八朔 | | | | | | | 1,780.00 | 220.710 | 124 | | | |
| 日向夏 | | | | | | | 2,690.00 | 327.559 | 122 | | | |
| ネーブル | | | | | | | | | | | | |
| その他柑橘 | 200.00 | 4,789 | 24 | | | | 4,999.00 | 800.373 | 160 | | | |
| 柑橘計 | 200.00 | 4,789 | 24 | | | | 869,290.30 | 166,766.988 | 192 | | | |
| ジョナゴールド | | | | | | | | | | | | |
| リンゴ | | | | | | | | | | | | |
| デラウェア | 240.60 | 174,153 | 724 | 11,296.00 | 6,617,026 | 586 | 12,325.00 | 14,512,920 | 1,178 | 119.80 | 114,765 | 958 |
| 巨峰 | 4,486.80 | 2,705,881 | 603 | 163,072.85 | 95,929,867 | 588 | 264,535.30 | 286,031,633 | 1,081 | 16,940.20 | 17,236,949 | 1,018 |
| ベビー | 560.00 | 209,101 | 373 | 3,994.00 | 1,199,032 | 300 | 2,802.00 | 1,096,490 | 391 | 6,804.40 | 3,971,570 | 584 |
| 温室内ぶどう | | | | | | | | | | | | |
| ピオーネ | 75.60 | 43,470 | 575 | 14,729.50 | 12,448,592 | 845 | 22,817.00 | 24,142,484 | 1,058 | 4,365.20 | 5,518,815 | 1,264 |
| その他ぶどう | 120.00 | 40,604 | 338 | 3,779.40 | 1,826,762 | 483 | 21,548.85 | 19,206,016 | 891 | 20,484.80 | 11,284,197 | 551 |
| ぶどう計 | 5,483.00 | 3,173,209 | 579 | 196,871.75 | 118,021,279 | 599 | 324,028.15 | 344,989,543 | 1,065 | 48,714.40 | 38,126,296 | 783 |
| 二十世紀 | | | | 930.00 | 183,050 | 197 | | | | 10.00 | 6,615 | 662 |
| 幸水 | | | | 47,411.00 | 14,016,111 | 296 | 377,848.00 | 152,476,188 | 404 | 265.00 | 72,556 | 274 |
| 豊水 | 225.00 | 52,144 | 232 | 47,616.00 | 11,540,828 | 242 | 441,545.00 | 131,296,920 | 297 | | | |
| 新興 | | | | 12,946.00 | 2,822,900 | 218 | 4,760.00 | 1,124,532 | 236 | | | |
| 新高 | | | | 2,897.00 | 751,579 | 259 | 45,980.00 | 13,698,475 | 298 | | | |
| 晩三吉 | | | | | | | | | | | | |
| その他赤洋梨 | | | | 5,185.00 | 1,299,634 | 251 | 6,380.00 | 1,901,786 | 298 | | | |
| 西梨 | | | | | | | 35.00 | 6,554 | 187 | | | |
| 梨計 | 225.00 | 52,144 | 232 | 116,985.00 | 30,614,102 | 262 | 876,548.00 | 300,504,455 | 343 | 275.00 | 79,171 | 288 |
| その他莓 | 531.60 | 619,796 | 1,166 | 90.00 | 140,385 | 1,560 | 325,333.47 | 417,846,562 | 1,284 | 4,751.00 | 9,316,125 | 1,961 |
| 西村 | 2,085.00 | 257,316 | 123 | 74,510.00 | 18,020,324 | 242 | | | | | | |
| 伊豆 | 500.00 | 90,194 | 180 | 50,664.10 | 11,276,753 | 223 | | | | | | |
| 松本 | 4,340.00 | 709,312 | 163 | 147,606.80 | 34,058,014 | 231 | | | | | | |
| 富田 | 6,473.00 | 1,080,769 | 167 | 845,705.50 | 199,333,657 | 236 | 33.00 | 9,545 | 289 | | | |
| その他甘柿 | 1,182.00 | 247,513 | 209 | 76,584.00 | 20,198,009 | 264 | 55.00 | 3,716 | 68 | | | |
| 甘柿計 | 14,580.00 | 2,385,104 | 164 | 1,195,070.40 | 282,886,757 | 237 | 88.00 | 13,261 | 151 | | | |
| 渋柿 | 420.00 | 16,695 | 40 | 118.00 | 25,967 | 220 | 501.00 | 45,587 | 91 | | | |
| 干柿 | | | | | | | | | | | | |
| 西瓜 | | | | | | | | | | | | |
| 小玉西瓜 | | | | | | | | | | | | |
| 西玉西瓜 | | | | | | | | | | | | |
| 西瓜計 | | | | | | | | | | | | |
| ブリンスメロン | | | | | | | | | | | | |
| アンデスメロン | | | | | | | | | | | | |
| その他メロン | 443.00 | 100,319 | 226 | | | | | | | | | |
| オールスメロン | | | | | | | | | | | | |
| 赤肉メロン | | | | 4,286.53 | 1,379,739 | 322 | 63,250.60 | 52,468,796 | 830 | | | |
| ネクター | | | | | | | | | | | | |
| すもも | | | | | | | 12,322.00 | 9,071,822 | 736 | | | |
| 桜桃 | | | | | | | 139.10 | 809,656 | 5,821 | | | |
| 枇杷 | | | | | | | 2,626.25 | 5,206,315 | 1,982 | | | |
| イチジク | | | | 200.40 | 167,995 | 838 | | | | | | |
| 栗 | | | | 153.00 | 37,160 | 243 | 16,583.70 | 8,000,338 | 482 | | | |
| レモン | | | | | | | 3,180.00 | 749,191 | 236 | | | |
| オレンジ | | | | | | | | | | | | |
| バナナ | | | | | | | | | | | | |
| 青バナナ | | | | | | | | | | | | |
| バナナ計 | | | | | | | | | | | | |
| パイナップル | | | | | | | | | | | | |
| 国内キーウイ | | | | 10,730.00 | 2,378,827 | 222 | 471,223.80 | 195,657,760 | 415 | | | |
| パイナップル | 840.00 | 934,537 | 1,113 | | | | | | | | | |
| その他輸入果実 | | | | 48.00 | 15,117 | 315 | | | | | | |
| その他の果実 | 740.00 | 1,642,246 | 2,219 | 17.17 | 21,765 | 1,268 | 35,717.50 | 13,616,239 | 381 | 132.30 | 73,710 | 557 |
| 果実計 | 23,462.60 | 8,928,839 | 381 | 1,524,570.25 | 435,689,093 | 286 | 3,001,081.87 | 1,515,835,544 | 505 | 53,872.70 | 47,595,302 | 883 |

果実の品目別・産地別取扱高表（県内）

| 品目 | 産地 | 大川市 | | | 柳川市 | | | 三猪地区 | | | みやま市 | | |
|----|----|------------|-------------|-------|------------|-------------|-------|------------|-------------|-------|--------------|-------------|-----|
| | | 数量(kg) | 金額 | 平均@ | 数量(kg) | 金額 | 平均@ | 数量(kg) | 金額 | 平均@ | 数量(kg) | 金額 | 平均@ |
| ハ | ウ | | | | | | | | | | 43,247.90 | 33,357.709 | 771 |
| 極 | 早 | | | | | | | | | | 551,290.00 | 89,732.073 | 163 |
| 早 | 生 | | | | | | | | | | 1,360,316.50 | 281,491.774 | 207 |
| 普 | 通 | | | | | | | | | | 487.00 | 34,998 | 72 |
| 温 | 州 | | | | | | | | | | 487.00 | 34,998 | 72 |
| 計 | 予 | | | | | | | | | | 2,179,673.40 | 459,721.027 | 211 |
| 伊 | 予 | | | | | | | | | | 4,411.00 | 666.225 | 151 |
| 八 | 清 | | | | | | | | | | 789.00 | 75.827 | 96 |
| 甘 | 夏 | | | | | | | | | | 395.00 | 17,870 | 45 |
| 日 | 向 | | | | | | | | | | | | |
| ネ | 一 | | | | | | | | | | | | |
| ホ | ン | | | | | | | | | | 406.00 | 34,042 | 84 |
| デ | コ | | | | | | | | | | | | |
| そ | の | | | | | | | | | | 17,145.80 | 4,916.785 | 287 |
| 柑 | 橘 | | | | | | | | | | 487.00 | 34,998 | 72 |
| 計 | が | | | | | | | | | | 2,202,820.20 | 465,431.776 | 211 |
| つ | ン | | | | | | | | | | | | |
| サ | ン | | | | | | | | | | | | |
| ふ | ふ | | | | | | | | | | | | |
| ジ | ョ | | | | | | | | | | | | |
| 王 | ナ | | | | | | | | | | | | |
| む | ゴ | | | | | | | | | | | | |
| そ | の | | | | | | | | | | | | |
| の | 他 | | | | | | | | | | | | |
| リ | ン | | | | | | | | | | | | |
| デ | ラ | | | | | | | | | | 53,340.60 | 52,766.912 | 989 |
| 巨 | ウ | | | | 15,013.40 | 8,963.343 | 597 | | | | 2,530.80 | 2,137.629 | 845 |
| ベ | リ | | | | | | | | | | 22,344.00 | 8,848.903 | 396 |
| 温 | 室 | | | | | | | | | | | | |
| ビ | オ | | | | | | | | | | 9,677.40 | 9,413.183 | 973 |
| そ | の | | | | 62.00 | 19,090 | 308 | | | | 16,540.80 | 12,474.672 | 754 |
| ぶ | ど | | | | 15,075.40 | 8,982.433 | 596 | | | | 104,433.60 | 85,641.299 | 820 |
| 二 | 十 | | | | | | | | | | | | |
| 幸 | 紀 | | | | | | | | | | 2,040.00 | 849.823 | 417 |
| 豊 | 水 | | | | | | | | | | 7,340.00 | 2,355.150 | 321 |
| 新 | 高 | | | | | | | | | | | | |
| 新 | 興 | | | | | | | | | | | | |
| 晩 | 三 | | | | | | | | | | | | |
| そ | の | | | | | | | | | | 1,345.00 | 551.985 | 410 |
| 西 | 他 | | | | | | | | | | | | |
| 梨 | 洋 | | | | | | | | | | 10,725.00 | 3,756.958 | 350 |
| 計 | の | 146,264.65 | 177,178.943 | 1,211 | 166,107.00 | 206,187.090 | 1,241 | 93,718.57 | 116,671.638 | 1,245 | 5,651.60 | 3,784.420 | 670 |
| そ | の | | | | | | | | | | | | |
| 西 | 村 | | | | | | | | | | | | |
| 伊 | 豆 | | | | | | | | | | | | |
| 松 | 本 | | | | | | | | | | | | |
| 富 | 柿 | | | | | | | | | | | | |
| そ | の | | | | | | | | | | 845.00 | 113.821 | 135 |
| 甘 | 柿 | | | | | | | | | | 845.00 | 113.821 | 135 |
| 干 | 柿 | | | | | | | | | | | | |
| 西 | 瓜 | | | | | | | | | | 7,074.00 | 802.410 | 113 |
| 小 | 玉 | | | | | | | | | | | | |
| 温 | 西 | | | | | | | | | | | | |
| 西 | 瓜 | | | | | | | | | | 7,074.00 | 802.410 | 113 |
| 計 | 瓜 | | | | | | | | | | | | |
| ブ | リ | | | | | | | | | | | | |
| リ | ン | | | | | | | | | | | | |
| ア | ン | | | | | | | | | | | | |
| そ | の | | | | 1,207.00 | 471.518 | 391 | | | | | | |
| ア | ー | | | | | | | | | | | | |
| 赤 | 肉 | | | | | | | | | | 12,553.94 | 7,241.867 | 577 |
| メ | ロ | | | | | | | | | | | | |
| も | ン | | | | | | | | | | | | |
| ネ | ク | | | | | | | | | | | | |
| す | タ | | | | | | | | | | | | |
| 桜 | リ | | | | | | | | | | | | |
| 枇 | も | | | | | | | | | | 230.00 | 53.508 | 233 |
| イ | チ | 16,577.00 | 8,461.398 | 510 | 58,784.80 | 31,052.757 | 528 | 35,399.10 | 19,765.937 | 558 | | | |
| レ | モ | | | | | | | | | | | | |
| グ | レ | | | | | | | | | | | | |
| オ | レ | | | | | | | | | | | | |
| バ | ナ | | | | | | | | | | | | |
| 青 | バ | | | | | | | | | | | | |
| バ | ナ | | | | | | | | | | | | |
| 計 | ナ | | | | | | | | | | | | |
| パ | イ | | | | | | | | | | | | |
| キ | ー | | | | | | | | | | | | |
| 国 | 内 | | | | | | | | | | 115,962.15 | 35,959.718 | 310 |
| パ | ン | | | | | | | | | | | | |
| マ | ン | | | | | | | 60.00 | 86.618 | 1,444 | | | |
| そ | の | | | | | | | | | | | | |
| そ | の | | | | 500.00 | 288.750 | 578 | | | | | | |
| 果 | 実 | 162,841.65 | 185,640.341 | 1,140 | 241,674.20 | 246,982.548 | 1,022 | 129,664.67 | 136,559.191 | 1,053 | 2,460,295.49 | 602,785.777 | 245 |

果実の品目別・産地別取扱高表（県内）

| 品目 | 産地 | 大牟田市 | | | 三池地区 | | | 遠賀郡 | | | 直方市 | | |
|-----|----|-----------|-----------|-----|------------|-------------|---------|-----------|------------|-------|-----------|------------|-------|
| | | 数量(kg) | 金額 | 平均@ | 数量(kg) | 金額 | 平均@ | 数量(kg) | 金額 | 平均@ | 数量(kg) | 金額 | 平均@ |
| ハ | ウ | ス | ミ | カ | ン | | | | | | | | |
| 早生 | 温州 | 250.00 | 25,043 | 100 | | | | | | | | | |
| 普通 | 温州 | 5,358.00 | 615,820 | 115 | | | | | | | | | |
| 温州計 | | 480.00 | 40,174 | 84 | 2,540.00 | 429,450 | 169 | | | | | | |
| 伊予柑 | | 6,088.00 | 681,037 | 112 | 2,540.00 | 429,450 | 169 | | | | | | |
| 八清 | 夏向 | | | | | | | | | | | | |
| 日向 | 夏向 | | | | | | | | | | | | |
| ネ | フ | ン | カ | ン | | | | | | | | | |
| ボ | ン | コ | ボ | ン | | | | | | | | | |
| その他 | 橘 | 19,359.00 | 7,844,238 | 405 | | | | | | | | | |
| 橘計 | | 25,447.00 | 8,525,275 | 335 | 2,540.00 | 429,450 | 169 | | | | | | |
| つ | ン | ふ | | | | | | | | | | | |
| ジョ | ナ | ゴ | ール | ド | | | | | | | | | |
| 王 | 林 | | | | | | | | | | | | |
| む | つ | | | | | | | | | | | | |
| その他 | の | リン | ゴ | 計 | | | | | | | | | |
| デ | ラ | ウ | エ | ア | | 25.00 | 35,695 | 1,428 | | | | | |
| 巨 | ベ | リ | ー | ア | | | | | | | 4,086.00 | 3,117,295 | 763 |
| 温 | ビ | オ | ー | ネ | | | | | | | | | |
| その他 | の | ぶ | どう | 計 | | 78.00 | 81,900 | 1,050 | | | | | |
| ぶ | ど | う | 計 | | | 103.00 | 117,595 | 1,142 | | | 4,086.00 | 3,117,295 | 763 |
| 二 | 幸 | 豊 | 新 | 新 | | | | | | | | | |
| 晩 | の | 三 | 赤 | 吉 | | | | | | | | | |
| 西 | 梨 | 計 | | | | | | | | | | | |
| その他 | の | 他 | 計 | | | | | | | | | | |
| 西 | 伊 | 松 | 豆 | 本 | | | | | | | | | |
| 富 | の | 有 | 他 | 甘 | | | | | | | | | |
| 甘 | 柿 | | | | | | | | | | | | |
| 干 | 柿 | | | | | | | | | | | | |
| 西 | 瓜 | | | | | | | | | | | | |
| 小 | 玉 | 西 | 瓜 | 瓜 | | | | | | | | | |
| 西 | 瓜 | | | | | | | | | | | | |
| ブ | リ | ン | ス | メ | ロ | ン | | | | | | | |
| ア | ン | デ | ス | メ | ロ | ン | | | | | | | |
| その他 | メ | ロ | ン | | | | | | | | | | |
| ア | ー | ル | ス | メ | ロ | ン | | | | | | | |
| 赤 | 肉 | メ | ロ | ン | も | | | | | | | | |
| ネ | ク | タ | リ | ン | も | | | | | | | | |
| す | 桜 | 枇 | | | | | | | | | | | |
| イ | チ | ジ | ク | | | | | | | | | | |
| レ | グ | レ | ー | ン | | | | | | | | | |
| オ | レ | ン | ナ | ナ | | | | | | | | | |
| 青 | バ | ナ | ナ | 計 | | | | | | | | | |
| バ | ナ | イ | ン | | | | | | | | | | |
| パ | キ | ー | ウ | イ | | | | | | | | | |
| 国内 | キ | ー | ウ | イ | | | | | | | | | |
| パ | マ | ン | ゴ | ー | | | | | | | | | |
| その他 | 輸 | 入 | 果 | 実 | | | | | | | | | |
| その他 | の | 果 | 実 | 計 | | | | | | | | | |
| 果 | 実 | 計 | | | | | | | | | | | |
| | | 608.00 | 317,711 | 523 | 2,058.00 | 2,778,926 | 1,350 | 1,066.00 | 2,371,901 | 2,225 | | | |
| | | 26,230.00 | 8,979,466 | 342 | 133,134.64 | 128,202,157 | 963 | 23,257.10 | 19,275,869 | 829 | 63,071.30 | 72,393,284 | 1,148 |

果実の品目別・産地別取扱高表（県内）

| 品目 | 産地 | 鞍手地区 | | | 飯塚市 | | | 嘉穂地区 | | | 田川地区 | | |
|----|----|----------|-----------|-------|--------|---------|-------|-----------|-----------|-------|----------|-----------|-----|
| | | 数量(kg) | 金額 | 平均@ | 数量(kg) | 金額 | 平均@ | 数量(kg) | 金額 | 平均@ | 数量(kg) | 金額 | 平均@ |
| ハ | ウ | | | | | | | | | | | | |
| 極 | 早 | | | | | | | | | | | | |
| 早 | 生 | | | | | | | | | | | | |
| 普 | 通 | | | | | | | | | | | | |
| 温 | 州 | | | | | | | | | | | | |
| 伊 | 予 | | | | | | | | | | | | |
| 八 | 清 | | | | | | | | | | | | |
| 甘 | 夏 | | | | | | | | | | | | |
| 日 | 向 | | | | | | | | | | | | |
| ネ | 一 | | | | | | | | | | | | |
| ホ | ン | | | | | | | | | | | | |
| デ | コ | | | | | | | | | | | | |
| そ | の | | | | | | | | | | | | |
| 柑 | 橘 | | | | | | | | | | | | |
| つ | が | | | | | | | | | | | | |
| サ | ン | | | | | | | | | | | | |
| ふ | ふ | | | | | | | | | | | | |
| ジ | ョ | | | | | | | | | | | | |
| 王 | ナ | | | | | | | | | | | | |
| む | ゴ | | | | | | | | | | | | |
| そ | の | | | | | | | | | | | | |
| の | 他 | | | | | | | | | | | | |
| リ | ン | | | | | | | | | | | | |
| デ | ラ | | | | | | | | | | | | |
| 巨 | ウ | 8,807.80 | 4,780,045 | 543 | | | | 21.60 | 12,432 | 576 | | | |
| ベ | リ | | | | | | | | | | | | |
| 温 | 室 | | | | | | | | | | | | |
| ビ | ぶ | | | | | | | | | | | | |
| そ | の | 19.20 | 8,548 | 445 | 31.20 | 19,823 | 635 | 84.00 | 53,338 | 635 | | | |
| ぶ | ど | 8,827.00 | 4,788,593 | 542 | 31.20 | 19,823 | 635 | 105.60 | 65,770 | 623 | | | |
| 二 | 十 | | | | | | | 1,870.00 | 437,553 | 234 | | | |
| 幸 | 紀 | | | | | | | 4,980.00 | 816,267 | 164 | | | |
| 豊 | 水 | | | | | | | 8,215.00 | 2,142,167 | 261 | | | |
| 新 | 高 | | | | | | | 2,160.00 | 549,709 | 254 | | | |
| 新 | 興 | | | | | | | 580.00 | 172,779 | 298 | | | |
| 晩 | 三 | | | | | | | | | | | | |
| そ | の | | | | | | | | | | | | |
| 西 | 他 | | | | | | | | | | | | |
| 梨 | 洋 | | | | | | | 17,805.00 | 4,118,475 | 231 | | | |
| そ | の | 873.00 | 1,659,525 | 1,901 | 588.00 | 776,234 | 1,320 | 2,166.00 | 2,955,731 | 1,365 | | | |
| 西 | 村 | | | | | | | | | | | | |
| 伊 | 豆 | | | | | | | | | | | | |
| 松 | 本 | | | | | | | | | | | | |
| 富 | 柿 | | | | | | | | | | | | |
| そ | の | | | | | | | | | | | | |
| 甘 | 他 | | | | | | | | | | | | |
| 柿 | 柿 | | | | | | | | | | | | |
| 干 | 柿 | | | | | | | | | | | | |
| 西 | 瓜 | | | | | | | | | | | | |
| 小 | 玉 | | | | | | | | | | | | |
| 西 | 西 | | | | | | | | | | | | |
| 西 | 瓜 | | | | | | | | | | | | |
| ブ | リ | | | | | | | | | | | | |
| ア | ン | | | | | | | | | | | | |
| そ | の | | | | | | | | | | | | |
| ア | ー | | | | | | | | | | | | |
| 赤 | 肉 | | | | | | | | | | | | |
| ネ | ク | | | | | | | | | | | | |
| す | タ | | | | | | | | | | | | |
| 桜 | リ | | | | | | | | | | | | |
| 枇 | も | | | | | | | | | | | | |
| イ | チ | 2,414.40 | 1,392,524 | 577 | 45.00 | 29,400 | 653 | | | | 6,390.60 | 4,800,104 | 751 |
| レ | モ | | | | | | | | | | | | |
| グ | レ | | | | | | | | | | | | |
| オ | レ | | | | | | | | | | | | |
| バ | ナ | | | | | | | | | | | | |
| 言 | バ | | | | | | | | | | | | |
| バ | ナ | | | | | | | | | | | | |
| パ | ナ | | | | | | | | | | | | |
| キ | イ | | | | | | | | | | | | |
| 国 | 内 | | | | | | | | | | | | |
| パ | ン | | | | | | | | | | | | |
| マ | ン | | | | | | | | | | | | |
| そ | の | | | | | | | | | | | | |
| そ | の | | | | | | | | | | | | |
| 果 | 実 | ##### | 7,840,642 | 647 | 664.20 | 825,457 | 1,243 | 20,076.60 | 7,139,976 | 356 | 6,390.60 | 4,800,104 | 751 |

果実の品目別・産地別取扱高表（都道府県別及び国外）

| 品目 | 産地 | 北海道 | | | 青森県 | | | 岩手県 | | | 秋田県 | | |
|---------|------|------------|-------------|-------|--------------|---------------|-------|------------|------------|-----|------------|------------|-------|
| | | 数量(kg) | 金額 | 平均@ | 数量(kg) | 金額 | 平均@ | 数量(kg) | 金額 | 平均@ | 数量(kg) | 金額 | 平均@ |
| ハ極早生温州柑 | ウスマカ | | | | | | | | | | | | |
| 早生温州柑 | 生温州 | | | | | | | | | | | | |
| 普通温州柑 | 通温州 | | | | | | | | | | | | |
| 伊予柑 | 予 | | | | | | | | | | | | |
| 八清見柑 | 朔見柑 | | | | | | | | | | | | |
| 甘日向夏 | 夏向 | | | | | | | | | | | | |
| ネーブル | ブカボ | | | | | | | | | | | | |
| ポデソ | ン | | | | | | | | | | | | |
| その他柑橘 | 橋 | | | | | | | | | | | | |
| 柑 | 橋 | | | | | | | | | | | | |
| サッポロ | ふじ | | | | 699,829.00 | 164,082,223 | 234 | 18,940.00 | 4,501,190 | 238 | | | |
| ジョナゴールド | 林 | | | | 2,599,843.00 | 651,359,928 | 251 | 8,430.00 | 2,775,516 | 329 | 33,950.00 | 5,723,648 | 169 |
| 王林 | 林 | | | | 484,018.00 | 163,001,362 | 337 | | | | | | |
| むつ | 林 | 1,740.00 | 99,958 | 57 | 1,305,954.00 | 377,155,976 | 289 | 83,220.00 | 21,805,084 | 262 | 1,650.00 | 271,482 | 165 |
| その他リンゴ | ゴ | 12,220.00 | 1,165,435 | 95 | 865,207.00 | 186,633,850 | 216 | | | | 5,490.00 | 669,602 | 122 |
| リンゴ | ゴ | 13,960.00 | 1,265,393 | 91 | 111,876.00 | 39,644,794 | 354 | | | | 210.00 | 48,311 | 230 |
| デラウェア | ア | | | | 874,426.00 | 229,160,780 | 262 | 27,836.50 | 6,658,980 | 239 | 17,672.20 | 2,761,168 | 156 |
| 巨峰 | 峰 | | | | 6,241,324.00 | 1,646,956,690 | 264 | 119,486.50 | 31,239,580 | 261 | 58,972.20 | 9,474,211 | 161 |
| ベニナシ | ナシ | | | | | | | | | | 7.00 | 7,349 | 1,050 |
| オリーブ | ぶどう | | | | | | | | | | | | |
| その他ぶどう | ぶどう | 1,000.00 | 79,270 | 79 | 2,230.00 | 1,420,858 | 637 | | | | | | |
| ぶどう | ぶどう | 1,000.00 | 79,270 | 79 | 2,230.00 | 1,420,858 | 637 | | | | 7.00 | 7,349 | 1,050 |
| 幸水 | 水 | | | | | | | | | | | | |
| 新豊高 | 高 | | | | 1,375.00 | 431,603 | 314 | | | | | | |
| 新晩熟 | 赤 | | | | | | | | | | | | |
| その他洋梨 | 洋梨 | | | | 9,531.60 | 2,764,479 | 290 | | | | 11,892.80 | 4,715,645 | 397 |
| 梨 | 洋梨 | | | | 10,906.60 | 3,196,082 | 293 | | | | 11,892.80 | 4,715,645 | 397 |
| 西伊豆 | 豆 | | | | | | | | | | | | |
| 松本 | 柿 | | | | | | | | | | | | |
| 富士 | 柿 | | | | | | | | | | | | |
| 甘柿 | 柿 | | | | | | | | | | | | |
| 洪柿 | 柿 | | | | | | | | | | | | |
| 西小玉 | 瓜 | 31,952.00 | 4,796,023 | 150 | 13.44 | 30,232 | 2,249 | | | | | | |
| 西小玉 | 瓜 | | | | 40,608.00 | 5,255,816 | 129 | | | | 52,863.00 | 8,393,694 | 159 |
| 西小玉 | 瓜 | | | | 38,070.00 | 8,967,662 | 236 | | | | | | |
| ブリンズメロン | メロン | | | | 78,678.00 | 14,223,478 | 181 | | | | 52,863.00 | 8,393,694 | 159 |
| アンデスメロン | メロン | | | | | | | | | | | | |
| その他メロン | メロン | 29,090.00 | 9,551,255 | 328 | | | | | | | 1,479.00 | 636,613 | 430 |
| オールスメロン | メロン | 400.00 | 132,300 | 331 | 84,979.00 | 26,038,926 | 306 | | | | | | |
| 赤肉メロン | メロン | 200,623.10 | 82,973,225 | 414 | 17,895.00 | 5,252,693 | 294 | | | | | | |
| もも | もも | | | | 2,838.00 | 1,096,877 | 386 | | | | 130.00 | 84,735 | 652 |
| ネズク | もも | | | | 12,820.00 | 7,261,903 | 566 | | | | | | |
| 桜桃 | 桃 | 5,480.00 | 7,115,400 | 1,298 | 755.60 | 302,810 | 401 | | | | | | |
| イチジク | ジク | | | | | | | | | | | | |
| レモン | ン | | | | | | | | | | | | |
| オリーブ | ン | | | | | | | | | | | | |
| バナナ | ナ | | | | | | | | | | | | |
| バナナ | ナ | | | | | | | | | | | | |
| バナナ | ナ | | | | | | | | | | | | |
| パキ | ン | | | | | | | | | | | | |
| 国内産 | ン | | | | | | | | | | | | |
| その他輸入果実 | 果実 | 11,886.00 | 4,405,834 | 371 | | | | | | | | | |
| その他果実 | 果実 | | | | 50,267.00 | 7,923,185 | 158 | | | | | | |
| 果実 | 果実 | 294,391.10 | 110,318,700 | 375 | 7,202,535.64 | 1,877,785,957 | 261 | 138,426.50 | 35,740,770 | 258 | 125,344.00 | 23,312,247 | 186 |

果実の品目別・産地別取扱高表（都道府県別及び国外）

| 品目 | 産地 | 山形県 | | | 福島県 | | | 茨城県 | | | 栃木県 | | |
|----|-------------|------------|-------------|-------|------------|-------------|-------|-----------|------------|-------|----------|-----------|-----|
| | | 数量(kg) | 金額 | 平均@ | 数量(kg) | 金額 | 平均@ | 数量(kg) | 金額 | 平均@ | 数量(kg) | 金額 | 平均@ |
| ハ極 | ウ ス ミ カ ン | | | | | | | | | | | | |
| 早 | 生 | | | | | | | | | | | | |
| 早 | 生 温 州 | | | | | | | | | | | | |
| 普 | 通 温 州 | | | | | | | | | | | | |
| 温 | 州 計 | | | | | | | | | | | | |
| 伊 | 予 | | | | | | | | | | | | |
| 八 | 清 | | | | | | | | | | | | |
| 甘 | 夏 向 | | | | | | | | | | | | |
| 日 | 一 ブ ル | | | | | | | | | | | | |
| ネ | ン コ | | | | | | | | | | | | |
| ポ | カ | | | | | | | | | | | | |
| デ | コ | | | | | | | | | | | | |
| ソ | の 他 柑 | | | | | | | | | | | | |
| 柑 | 橋 計 | | | | | | | | | | | | |
| つ | が | 500.00 | 118,650 | 237 | 230.00 | 28,560 | 124 | | | | | | |
| サ | ン ぶ | 35,211.00 | 8,766,192 | 249 | 14,340.00 | 2,910,572 | 203 | | | | | | |
| フ | ン じ | 23,489.00 | 5,280,520 | 225 | 10.00 | 5,040 | 504 | | | | | | |
| ジ | ョ ナ ゴ ー ル | 2,845.00 | 539,666 | 190 | 80.00 | 29,400 | 368 | | | | | | |
| 王 | 林 | 11,970.00 | 1,908,981 | 159 | | | | | | | | | |
| む | つ | | | | | | | | | | | | |
| ソ | の 他 の リ | 19,319.00 | 3,689,085 | 191 | 960.00 | 257,253 | 268 | | | | | | |
| リ | ン ゴ 計 | 92,834.00 | 20,184,444 | 217 | 15,390.00 | 3,202,265 | 208 | | | | | | |
| デ | ラ ウ エ | 5,732.00 | 3,908,368 | 682 | | | | | | | | | |
| 巨 | 峰 | 30.00 | 34,020 | 1,134 | | | | | | | | | |
| ベ | リ ー | | | | | | | | | | | | |
| 温 | 室 ぶ ど う | 8.00 | 5,334 | 667 | | | | | | | | | |
| ビ | オ ー | | | | | | | | | | | | |
| ソ | の 他 の ぶ ど う | | | | | | | | | | | | |
| ぶ | ど う 計 | 5,770.00 | 3,947,722 | 684 | | | | | | | | | |
| 二 | 十 世 紀 | | | | 17,520.00 | 3,751,710 | 214 | | | | | | |
| 幸 | 水 | | | | 1,300.00 | 264,643 | 204 | | | | | | |
| 豊 | 水 | | | | 49,360.00 | 12,602,062 | 255 | 870.00 | 141,572 | 163 | 4,500.00 | 1,315,352 | 292 |
| 新 | 高 興 | | | | | | | | | | | | |
| 新 | 吉 | | | | | | | | | | | | |
| 晩 | 三 赤 | | | | 9.00 | 432 | 48 | | | | | | |
| ソ | の 他 洋 梨 | 143,291.60 | 47,194,608 | 329 | | | | | | | | | |
| 西 | 計 | 143,291.60 | 47,194,608 | 329 | 68,189.00 | 16,618,847 | 244 | 870.00 | 141,572 | 163 | 4,500.00 | 1,315,352 | 292 |
| ソ | の 他 柿 | | | | | | | | | | | | |
| 西 | 伊 豆 | | | | | | | | | | | | |
| 伊 | 本 | | | | | | | | | | | | |
| 松 | 有 柿 | | | | | | | | | | | | |
| 富 | の 他 甘 | | | | | | | | | | | | |
| ソ | の 他 柿 | | | | | | | | | | | | |
| 甘 | 柿 計 | 205.50 | 74,445 | 362 | | | | | | | | | |
| 洪 | 干 柿 | | | | | | | | | | | | |
| 西 | 瓜 | 66,384.00 | 10,090,297 | 152 | | | | | | | | | |
| 小 | 玉 西 瓜 | | | | | | | 11,970.00 | 3,284,229 | 274 | | | |
| 温 | 室 西 瓜 | | | | | | | | | | | | |
| 西 | 瓜 計 | 66,384.00 | 10,090,297 | 152 | | | | 11,970.00 | 3,284,229 | 274 | | | |
| ブ | リ ン ス メ ロ ン | | | | | | | | | | | | |
| ア | ン デ ス メ ロ ン | 1,962.00 | 273,924 | 140 | | | | 5,800.00 | 3,052,039 | 526 | 15.00 | 4,095 | 273 |
| ソ | の 他 メ ロ ン | 40.00 | 11,340 | 284 | | | | 6,580.00 | 2,496,064 | 379 | 100.00 | 41,475 | 415 |
| ア | ー ル ス メ ロ ン | | | | | | | 10.00 | 12,600 | 1,260 | | | |
| 赤 | 肉 メ ロ ン | 80.00 | 31,500 | 394 | | | | 4,630.00 | 2,277,788 | 492 | 10.00 | 5,250 | 525 |
| も | も | 4,715.00 | 2,096,640 | 445 | 456,163.00 | 173,488,550 | 380 | | | | | | |
| ネ | ク タ リ ン | 1,231.60 | 598,545 | 486 | | | | | | | | | |
| す | も | 40,244.22 | 74,558,025 | 1,853 | 14.00 | 130,725 | 9,338 | | | | | | |
| 桜 | 枇 杷 | | | | | | | | | | | | |
| 枇 | 杷 | | | | | | | | | | | | |
| イ | チ 栗 | | | | | | | | | | | | |
| レ | グ レ ー | | | | | | | | | | | | |
| グ | レ ン | | | | | | | | | | | | |
| オ | バ ナ | | | | | | | | | | | | |
| バ | ナ | | | | | | | | | | | | |
| 青 | バ ナ | | | | | | | | | | | | |
| バ | ナ | | | | | | | | | | | | |
| キ | ー ウ | | | | | | | | | | | | |
| 国 | 内 キ ー ウ | | | | | | | | | | | | |
| 内 | キ ー ウ | | | | | | | | | | | | |
| マ | ン | | | | | | | | | | | | |
| ソ | の 他 輸 入 果 実 | | | | | | | | | | | | |
| ソ | の 他 の 果 実 | 8,885.16 | 3,605,538 | 406 | | | | 300.00 | 496,106 | 1,654 | | | |
| 果 | 実 計 | 366,143.08 | 162,785,678 | 445 | 539,986.00 | 193,468,947 | 358 | 30,160.00 | 11,760,398 | 390 | 4,625.00 | 1,366,172 | 295 |

果実の品目別・産地別取扱高表（都道府県別及び国外）

| 品目 | 産地 | 群馬県 | | | 埼玉県 | | | 千葉県 | | | 神奈川県 | | |
|----|----|--------|--------|-----|----------|---------|-----|-----------|------------|-------|--------|----|-----|
| | | 数量(kg) | 金額 | 平均@ | 数量(kg) | 金額 | 平均@ | 数量(kg) | 金額 | 平均@ | 数量(kg) | 金額 | 平均@ |
| ハ | ウ | | | | | | | | | | | | |
| 極 | 早 | | | | | | | | | | | | |
| 早 | 生 | | | | | | | | | | | | |
| 普 | 通 | | | | | | | | | | | | |
| 温 | 州 | | | | | | | | | | | | |
| 伊 | 予 | | | | | | | | | | | | |
| 八 | | | | | | | | | | | | | |
| 清 | | | | | | | | | | | | | |
| 甘 | 夏 | | | | | | | | | | | | |
| 日 | 向 | | | | | | | | | | | | |
| ネ | 一 | | | | | | | | | | | | |
| ポ | ン | | | | | | | | | | | | |
| テ | コ | | | | | | | | | | | | |
| そ | の | | | | | | | | | | | | |
| 柑 | 橘 | | | | | | | | | | | | |
| つ | が | | | | | | | | | | | | |
| サ | ン | | | | | | | | | | | | |
| ふ | ふ | | | | | | | | | | | | |
| シ | ヨ | | | | | | | | | | | | |
| 王 | ナ | | | | | | | | | | | | |
| む | ゴ | | | | | | | | | | | | |
| そ | の | | | | | | | | | | | | |
| リ | ン | | | | | | | | | | | | |
| デ | ラ | | | | | | | | | | | | |
| 巨 | ウ | | | | | | | | | | | | |
| ベ | リ | | | | | | | | | | | | |
| 温 | 室 | | | | | | | | | | | | |
| ビ | オ | | | | | | | | | | | | |
| そ | の | | | | | | | | | | | | |
| ぶ | ど | | | | | | | | | | | | |
| 二 | 十 | | | | | | | | | | | | |
| 幸 | | | | | 1,570.00 | 146,181 | 93 | | | | | | |
| 豊 | | | | | | | | | | | | | |
| 新 | | | | | | | | | | | | | |
| 新 | | | | | | | | | | | | | |
| 晩 | 三 | | | | | | | | | | | | |
| そ | の | | | | | | | | | | | | |
| 西 | 他 | | | | | | | | | | | | |
| 梨 | 洋 | | | | 1,570.00 | 146,181 | 93 | | | | | | |
| そ | の | | | | | | | | | | | | |
| 西 | 他 | | | | | | | | | | | | |
| 伊 | | | | | | | | | | | | | |
| 松 | | | | | | | | | | | | | |
| 富 | 有 | | | | | | | | | | | | |
| そ | の | | | | | | | | | | | | |
| 甘 | 柿 | | | | | | | | | | | | |
| 柿 | | | | | | | | | | | | | |
| 干 | | | | | | | | | | | | | |
| 西 | | | | | | | | 39,484.00 | 4,118,447 | 104 | | | |
| 小 | 玉 | | | | | | | 1,410.00 | 227,660 | 161 | | | |
| 温 | 室 | | | | | | | | | | | | |
| 西 | 瓜 | | | | | | | 40,894.00 | 4,346,107 | 106 | | | |
| フ | リン | | | | | | | | | | | | |
| ア | ン | | | | | | | | | | | | |
| そ | の | | | | | | | 16,064.00 | 6,360,674 | 396 | | | |
| ア | ール | | | | | | | | | | | | |
| 赤 | 肉 | | | | | | | | | | | | |
| も | | | | | | | | | | | | | |
| ネ | ク | | | | | | | | | | | | |
| す | タ | | | | | | | | | | | | |
| 桜 | も | | | | | | | | | | | | |
| 枇 | | | | | | | | 4.00 | 18,060 | 4,515 | | | |
| イ | チ | | | | | | | | | | | | |
| レ | 栗 | | | | | | | | | | | | |
| グ | モ | | | | | | | | | | | | |
| オ | レ | | | | | | | | | | | | |
| バ | ナ | | | | | | | | | | | | |
| 青 | バ | | | | | | | | | | | | |
| バ | ナ | | | | | | | | | | | | |
| バ | ナ | | | | | | | | | | | | |
| キ | イ | | | | | | | | | | | | |
| 国 | 内 | | | | | | | | | | | | |
| バ | ン | | | | | | | | | | | | |
| マ | ン | | | | | | | | | | | | |
| そ | の | | | | | | | | | | | | |
| そ | の | | | | | | | | | | | | |
| 果 | 実 | 700.00 | 56,482 | 81 | 347.68 | 218,328 | 628 | 1,745.40 | 2,931,176 | 1,679 | | | |
| 果 | 実 | 700.00 | 56,482 | 81 | 1,917.68 | 364,509 | 190 | 58,707.40 | 13,656,017 | 233 | | | |

果実の品目別・産地別取扱高表（都道府県別及び国外）

| 品目 | 産地 | 新潟県 | | | 富山県 | | | 石川県 | | | 山梨県 | | |
|---------|----|------------|------------|-----|--------|-----------|-------|-----------|------------|-----|------------|-------------|-------|
| | | 数量(kg) | 金額 | 平均@ | 数量(kg) | 金額 | 平均@ | 数量(kg) | 金額 | 平均@ | 数量(kg) | 金額 | 平均@ |
| ハウスミカン | | | | | | | | | | | | | |
| 種早生 | | | | | | | | | | | | | |
| 早生温州 | | | | | | | | | | | | | |
| 普通温州 | | | | | | | | | | | | | |
| 温州計 | | | | | | | | | | | | | |
| 伊予柑 | | | | | | | | | | | | | |
| 八朔 | | | | | | | | | | | | | |
| 清見柑 | | | | | | | | | | | | | |
| 日向夏 | | | | | | | | | | | | | |
| ネーブル | | | | | | | | | | | | | |
| ポンカ | | | | | | | | | | | | | |
| デコボ | | | | | | | | | | | | | |
| その他柑 | | | | | | | | | | | | | |
| 柑計 | | | | | | | | | | | | | |
| つばき | | | | | | | | | | | | | |
| サンふじ | | | | | | | | | | | | | |
| ジョナゴールド | | | | | | | | | | | | | |
| 王林 | | | | | | | | | | | | | |
| むつりん | | | | | | | | | | | | | |
| その他のリンゴ | | | | | | | | | | | | | |
| リンゴ計 | | | | | | | | | | | | | |
| デラウェア | | | | | | | | | | | 6,313.60 | 4,361.508 | 691 |
| 巨峰 | | | | | | | | | | | 1,371.50 | 1,299.585 | 948 |
| ベリ | | | | | | | | | | | | | |
| 温室ぶどう | | | | | | | | | | | | | |
| ピオーネ | | | | | | | | | | | 311.75 | 462.210 | 1,483 |
| その他のぶどう | | | | | | | | | | | 35,865.50 | 27,712.504 | 773 |
| ぶどう計 | | | | | | | | | | | 43,862.35 | 33,835.807 | 771 |
| 二十世紀 | | | | | | | | 300.00 | 89.250 | 298 | | | |
| 幸豊 | | | | | | | | | | | | | |
| 新高 | | 30.00 | 12,128 | 404 | | | | | | | | | |
| 晩三 | | | | | | | | | | | | | |
| の他赤 | | 1,588.00 | 1,547,594 | 975 | | | | | | | | | |
| 西梨計 | | 1,618.00 | 1,559,722 | 964 | | | | | | | | | |
| の他 | | | | | | | | 300.00 | 89.250 | 298 | | | |
| 西伊豆 | | | | | | | | | | | | | |
| 松本 | | | | | | | | | | | | | |
| 富士 | | | | | | | | | | | | | |
| の他甘 | | | | | | | | | | | | | |
| 甘柿 | | | | | | | | | | | | | |
| 渋柿 | | 33,022.50 | 10,835,142 | 328 | | | | | | | 648.00 | 166,530 | 257 |
| 千柿 | | | | | 796.00 | 1,685,231 | 2,117 | | | | 2,569.88 | 5,917,006 | 2,302 |
| 西瓜 | | 108,198.00 | 11,793,023 | 109 | | | | 78,102.00 | 10,440,954 | 134 | | | |
| 小玉西瓜 | | | | | | | | | | | | | |
| 温室西瓜 | | | | | | | | | | | | | |
| 西瓜計 | | 108,198.00 | 11,793,023 | 109 | | | | 78,102.00 | 10,440,954 | 134 | | | |
| ブリンズメロン | | | | | | | | | | | | | |
| アンデスメロン | | | | | | | | | | | | | |
| その他メロン | | | | | | | | | | | | | |
| オールスメロン | | | | | | | | | | | | | |
| 赤肉メロン | | | | | | | | | | | | | |
| もも | | | | | | | | | | | 224,649.50 | 126,863,842 | 565 |
| ネクタリン | | | | | | | | | | | 366.00 | 210,630 | 575 |
| すもも | | | | | | | | | | | 7,053.20 | 5,599,447 | 794 |
| 桜桃 | | | | | | | | | | | 863.90 | 2,366,081 | 2,739 |
| 枇杷 | | | | | | | | | | | | | |
| イチジク | | | | | | | | | | | | | |
| 栗 | | | | | | | | | | | | | |
| レモン | | | | | | | | | | | | | |
| グレープ | | | | | | | | | | | | | |
| オレンジ | | | | | | | | | | | | | |
| バナナ | | | | | | | | | | | | | |
| 青バナナ | | | | | | | | | | | | | |
| バナナ計 | | | | | | | | | | | | | |
| パイナップル | | | | | | | | | | | | | |
| 国内キウイ | | | | | | | | | | | | | |
| パイナップル | | | | | | | | | | | | | |
| マニゴー | | | | | | | | | | | | | |
| その他輸入果実 | | 1,324.58 | 760,200 | 574 | | | | | | | | | |
| その他果実 | | | | | | | | | | | | | |
| 果実計 | | 144,163.08 | 24,948,087 | 173 | 796.00 | 1,685,231 | 2,117 | 78,402.00 | 10,530,204 | 134 | 280,012.83 | 174,959,343 | 625 |

果実の品目別・産地別取扱高表（都道府県別及び国外）

| 品目 | 産地 | 長野県 | | | 岐阜県 | | | 静岡県 | | | 愛知県 | | |
|----------|----|--------------|-------------|-------|--------|---------|-------|------------|-------------|-------|-----------|------------|-------|
| | | 数量(kg) | 金額 | 平均@ | 数量(kg) | 金額 | 平均@ | 数量(kg) | 金額 | 平均@ | 数量(kg) | 金額 | 平均@ |
| ハウスミカン | | | | | | | | | | | | | |
| 早生温州 | | | | | | | | | | | | | |
| 普通温州 | | | | | | | | 141,935.00 | 33,446,891 | 236 | 12,600.00 | 1,672,986 | 133 |
| 温州計 | | | | | | | | 141,935.00 | 33,446,891 | 236 | 13,760.00 | 2,028,411 | 147 |
| 伊予柑 | | | | | | | | | | | | | |
| 八朔 | | | | | | | | | | | | | |
| 清見 | | | | | | | | | | | | | |
| 夏向夏柑 | | | | | | | | | | | | | |
| 日向夏 | | | | | | | | | | | | | |
| ネーブル | | | | | | | | | | | | | |
| ポンカ | | | | | | | | | | | | | |
| デコボ | | | | | | | | | | | | | |
| その他の柑橘 | | | | | | | | | | | | | |
| 柑橘計 | | | | | | | | 141,935.00 | 33,446,891 | 236 | 13,760.00 | 2,028,411 | 147 |
| つがる | | 429,607.00 | 120,255,470 | 280 | | | | | | | | | |
| サンふじ | | 672,536.60 | 154,635,106 | 230 | | | | | | | | | |
| ふじ | | 17,489.00 | 3,812,591 | 218 | | | | | | | | | |
| ジョナゴールド | | 1,700.00 | 370,322 | 218 | | | | | | | | | |
| 王林 | | 39,906.80 | 9,423,853 | 236 | | | | | | | | | |
| むつ | | 25.00 | 3,056 | 122 | | | | | | | | | |
| その他のリンゴ | | 421,110.80 | 117,870,003 | 280 | | | | | | | | | |
| リンゴ計 | | 1,152,768.20 | 286,114,931 | 248 | | | | | | | | | |
| デラウエア | | 1,960.00 | 1,769,355 | 903 | | | | | | | | | |
| 巨峰 | | 53,092.10 | 39,989,627 | 753 | | | | | | | | | |
| ベリール | | | | | | | | | | | | | |
| 温室ぶどう | | 3,824.30 | 3,413,473 | 893 | | | | | | | | | |
| ビオネ | | 5,900.55 | 5,634,755 | 955 | | | | | | | | | |
| その他のぶどう | | 64,776.95 | 50,807,210 | 784 | | | | | | | | | |
| ぶどう計 | | 74,501.80 | 60,855,438 | 812 | | | | | | | | | |
| 二十世紀 | | 1,630.00 | 271,841 | 167 | | | | | | | | | |
| 幸水 | | 130.00 | 64,179 | 494 | | | | | | | | | |
| 豊水 | | 14,190.00 | 4,399,623 | 310 | | | | | | | | | |
| 新興 | | | | | | | | | | | | | |
| 新吉 | | | | | | | | | | | | | |
| 晩三 | | | | | | | | | | | | | |
| その他の赤梨 | | 20,035.00 | 8,566,162 | 428 | | | | | | | | | |
| 西洋梨 | | 16,631.80 | 5,579,778 | 335 | | | | | | | | | |
| 梨計 | | 52,616.80 | 18,881,583 | 359 | | | | | | | | | |
| その他の莓 | | 462.60 | 1,095,570 | 2,368 | | | | | | | | | |
| 西村豆 | | | | | | | | | | | | | |
| 伊豆本 | | | | | | | | | | | | | |
| 松本 | | | | | | | | | | | | | |
| 富田 | | | | | | | | | | | | | |
| 有甘柿 | | | | | | | | | | | 35.00 | 10,500 | 300 |
| その他の甘柿 | | | | | | | | | | | 35.00 | 10,500 | 300 |
| 甘柿計 | | | | | | | | | | | | | |
| 渋柿 | | | | | | | | | | | | | |
| 千柿 | | 11,909.26 | 25,553,863 | 2,146 | | | | | | | | | |
| 西瓜 | | 636,188.00 | 117,116,086 | 184 | | | | | | | | | |
| 西玉西瓜 | | | | | | | | | | | | | |
| 西室西瓜 | | | | | | | | | | | | | |
| 西瓜計 | | 636,188.00 | 117,116,086 | 184 | | | | | | | | | |
| プリンスメロン | | | | | | | | | | | | | |
| アンデスメロン | | | | | | | | | | | | | |
| その他のメロン | | | | | | | | | | | 38,515.00 | 11,692,780 | 304 |
| オールスメロン | | | | | | | | 170,099.90 | 193,888,242 | 1,140 | 1,278.00 | 579,189 | 453 |
| 赤肉メロン | | | | | | | | | | | 2,150.00 | 941,955 | 438 |
| もも | | 182,556.60 | 94,524,503 | 518 | | | | 30.00 | 23,625 | 788 | | | |
| ネクタリン | | 20,556.10 | 8,981,300 | 437 | | | | | | | | | |
| すもも | | 20,575.70 | 11,038,458 | 536 | | | | | | | | | |
| 桜桃 | | 327.40 | 1,855,022 | 5,666 | | | | | | | | | |
| 枇杷 | | | | | | | | | | | | | |
| イチジク | | | | | | | | | | | 8.00 | 15,960 | 1,995 |
| 栗 | | | | | | | | | | | | | |
| レモン | | | | | | | | | | | | | |
| オレンジ | | | | | | | | | | | | | |
| バナナ | | 520.00 | 63,714 | 123 | | | | | | | | | |
| 青バナナ | | | | | | | | | | | | | |
| バナナ計 | | 520.00 | 63,714 | 123 | | | | | | | | | |
| パイナップル | | | | | | | | | | | | | |
| 国内キウイ | | | | | | | | | | | | | |
| 海外キウイ | | | | | | | | | | | | | |
| その他の輸入果実 | | | | | | | | 15.20 | 37,800 | 2,487 | | | |
| 果実計 | | 2,575,262.61 | 737,917,913 | 287 | 627.60 | 705,557 | 1,124 | 312,738.90 | 228,837,023 | 732 | 55,746.00 | 15,268,795 | 274 |

果実の品目別・産地別取扱高表（都道府県別及び国外）

| 品目 | 産地 | 三重県 | | | 京都府 | | | 兵庫県 | | | 奈良県 | | | 和歌山県 | | | |
|---------|-----|--------|--------|-----|--------|---------|-----|--------|--------|-------|----------|-----------|-----------|------------|-------------|------------|-----|
| | | 数量(kg) | 金額 | 平均@ | 数量(kg) | 金額 | 平均@ | 数量(kg) | 金額 | 平均@ | 数量(kg) | 金額 | 平均@ | 数量(kg) | 金額 | 平均@ | |
| ハウスミカン | 生 | | | | | | | | | | | | | | | | |
| 極早 | 生 | | | | | | | | | | | | | 20.00 | 5,880 | 294 | |
| 早生 | 温州 | | | | | | | | | | | | 3,170.00 | 535,980 | 169 | | |
| 普通 | 温州 | | | | | | | | | | | | 940.00 | 238,330 | 254 | | |
| 温州 | 計 | | | | | | | | | | | | 4,130.00 | 780,190 | 189 | | |
| 伊予 | 朔見柑 | | | | | | | | | | | | 32,837.00 | 5,824,153 | 177 | | |
| 八清 | 夏向 | | | | | | | | | | | | 100.00 | 5,250 | 52 | | |
| 日向 | ブルン | | | | | | | | | | | | | | | | |
| ネーブル | ココボ | | | | | | | | | | | | | | | | |
| ポデ | 橋計 | | | | | | | | | | | | | | | | |
| デズ | 計 | | | | | | | | | | | | 20.00 | 12,600 | 630 | | |
| その他 | 計 | | | | | | | | | | | | 37,087.00 | 6,622,193 | 179 | | |
| サツ | ふじ | | | | | | | | | | | | | | | | |
| ジョナゴールド | 林 | | | | | | | | | | | | | | | | |
| 王 | つ | | | | | | | | | | | | | | | | |
| む | ゴ | | | | | | | | | | | | | | | | |
| その他 | 計 | | | | | | | | | | | | | | | | |
| リンゴ | ア | | | | | | | | | | | | | | | | |
| デラウエ | 峰 | | | | | | | | | | | | | | | | |
| 巨 | う | | | | | | | | | | | | | | | | |
| べり | ぶどう | | | | | | | | | | | | | | | | |
| 温室 | ぶどう | | | | | | | | | | | | | | | | |
| ビオ | ぶどう | | | | | | | | | | | | | | | | |
| その他 | 計 | | | | | | | | | | | | | | | | |
| ぶどう | 計 | | | | | | | | | | | | | | | | |
| ぶどう | 計 | | | | | | | | | | | | | | | | |
| 幸 | 水 | | | | | | | | | | | | | | | | |
| 豊 | 水 | | | | | | | | | | | | | | | | |
| 新 | 高 | | | | 150.00 | 104,213 | 695 | | | | | | | | | | |
| 晩 | 吉 | | | | | | | | | | | | | | | | |
| 三 | 赤 | | | | | | | | | | | | | | | | |
| の | 計 | | | | | | | | | | | | | | | | |
| 西 | 計 | | | | 150.00 | 104,213 | 695 | | | | | | | | | | |
| 梨 | 計 | | | | | | | | | | | | | | | | |
| その他 | 計 | | | | | | | | | | | 275.00 | 372,750 | 1,355 | | | |
| 西 | 村 | | | | | | | | | | | | | | | | |
| 伊 | 豆 | | | | | | | | | | | | | | | | |
| 松 | 本 | | | | | | | | | | | | | | | | |
| 富 | 柿 | | | | | | | | | | | | | | | | |
| 有 | 柿 | 100.00 | 44,100 | 441 | | | | | | | | 450.00 | 100,065 | 222 | 10.00 | 210 | 21 |
| その他 | 計 | 100.00 | 44,100 | 441 | | | | | | | | 450.00 | 100,065 | 222 | 10.00 | 210 | 21 |
| 甘 | 柿 | | | | | | | | | | | 5,864.00 | 3,724,956 | 635 | 319,588.00 | 91,043,973 | 285 |
| 洪 | 柿 | | | | | | | | | | | | | 3,110.80 | 5,179,495 | 1,665 | |
| 干 | 瓜 | | | | | | | | | | | | | | | | |
| 西 | 瓜 | | | | 490.00 | 106,995 | 218 | | | | | | | | | | |
| 小 | 瓜 | | | | 490.00 | 106,995 | 218 | | | | | | | | | | |
| 温 | 瓜 | | | | | | | | | | | | | | | | |
| 西 | 計 | | | | | | | | | | | | | | | | |
| プリン | メロン | | | | | | | | | | | | | | | | |
| アン | メロン | | | | | | | | | | | | | | | | |
| その他 | メロン | | | | | | | | | | | 1,650.00 | 433,440 | 263 | | | |
| アール | メロン | | | | | | | | | | | | | | | | |
| 赤肉 | メロン | | | | | | | | | | | | | | | | |
| も | も | | | | | | | | | | | | | 18,099.50 | 9,598,125 | 530 | |
| ネ | も | | | | | | | | | | | | | 216.00 | 43,113 | 200 | |
| す | も | | | | | | | | | | | | | | | | |
| 桜 | 桃 | | | | | | | | | | | | | | | | |
| 枇 | 杷 | | | | | | | | | | | | | | | | |
| イ | 杷 | | | | | | | | | | | | | | | | |
| 栗 | ク | | | | | | | | | | | | | | | | |
| レ | ン | 10.00 | 1,418 | 142 | | | | | | | | | | | | | |
| グ | ン | | | | | | | | | | | | | | | | |
| オ | ン | | | | | | | | | | | | | | | | |
| バナ | ナ | | | | | | | | | | | | | | | | |
| 青 | ナ | | | | | | | | | | | | | | | | |
| バナ | ナ | | | | | | | | | | | | | | | | |
| バナ | ナ | | | | | | | | | | | | | | | | |
| 国内 | キウイ | | | | | | | | | | | | | 634.00 | 298,431 | 471 | |
| その他 | 輸入 | | | | | | | | | | | | | | | | |
| 果 | 果 | | | | | | | | | | | | | | | | |
| 実 | 実 | | | | | | | | | | | | | | | | |
| 計 | 計 | 110.00 | 45,518 | 414 | 640.00 | 211,208 | 330 | 37.80 | 42,925 | 1,136 | 8,239.00 | 4,631,211 | 562 | 381,193.30 | 113,570,318 | 298 | |

果実の品目別・産地別取扱高表（都道府県別及び国外）

| 品目 | 産地 | 鳥取県 | | | 島根県 | | | 岡山県 | | | 広島県 | | |
|--------|---------|------------|------------|-----|------------|-------------|-------|------------|-------------|-------|------------|------------|-------|
| | | 数量(kg) | 金額 | 平均@ | 数量(kg) | 金額 | 平均@ | 数量(kg) | 金額 | 平均@ | 数量(kg) | 金額 | 平均@ |
| ハウスミカン | 早生 | | | | | | | | | | 960.00 | 75,600 | 79 |
| | 早生温州 | | | | | | | | | | 5,600.00 | 1,043,280 | 186 |
| | 普通温州 | | | | | | | | | | 1,600.00 | 187,838 | 117 |
| | 温州計 | | | | | | | | | | 8,160.00 | 1,306,718 | 160 |
| | 伊予柑 | | | | | | | | | | 8,794.00 | 942,103 | 107 |
| | 八清見 | | | | | | | | | | 153,064.00 | 19,998,544 | 131 |
| | 日向夏 | | | | | | | | | | 1,869.50 | 144,749 | 77 |
| | 日向夏 | | | | | | | | | | 7,210.00 | 456,217 | 63 |
| | ネーブル | | | | | | | | | | 18,359.00 | 2,647,004 | 144 |
| | ポンカ | | | | | | | | | | 1,977.00 | 166,962 | 84 |
| | デコボ | | | | | | | | | | 800.00 | 95,508 | 119 |
| | その他柑橘 | 33.00 | 28,349 | 859 | | | | | | | 30,130.25 | 3,125,127 | 104 |
| | 柑橘計 | 33.00 | 28,349 | 859 | | | | | | | 230,363.75 | 28,882,932 | 125 |
| | サッポロ | | | | | | | | | | | | |
| | ジョナゴールド | | | | | | | | | | | | |
| | 王林 | | | | | | | | | | | | |
| | その他のリンゴ | | | | | | | | | | | | |
| | リンゴ計 | | | | | | | | | | | | |
| | デラウェア | | | | 150,631.20 | 150,799,287 | 1,001 | | | | | | |
| | 巨峰 | | | | | | | 84.00 | 40,478 | 482 | | | |
| | ベリ | | | | | | | 14,127.00 | 16,404,657 | 1,161 | | | |
| | 温室ぶどう | | | | | | | 101,123.60 | 79,279,338 | 784 | | | |
| | ピオーネ | | | | | | | | | | | | |
| | その他のぶどう | | | | 58.00 | 77,649 | 1,339 | 10,345.20 | 15,593,213 | 1,507 | | | |
| | ぶどう計 | | | | 150,689.20 | 150,876,936 | 1,001 | 125,679.80 | 111,317,686 | 886 | | | |
| | 二十世紀 | 39,230.00 | 11,350,252 | 289 | 2,000.00 | 501,859 | 251 | | | | | | |
| | 幸豊 | 790.00 | 179,130 | 227 | 1,395.00 | 156,746 | 112 | | | | | | |
| | 新高 | | | | | | | | | | | | |
| | 新晩三吉 | 13,270.00 | 3,478,806 | 262 | 3,710.00 | 914,970 | 247 | | | | | | |
| | の他赤梨 | 1,275.00 | 383,985 | 301 | 420.00 | 104,391 | 249 | | | | | | |
| | 西梨計 | 54,565.00 | 15,392,173 | 282 | 7,525.00 | 1,677,966 | 223 | | | | | | |
| | の他 | | | | | | | | | | 208.80 | 516,600 | 2,474 |
| | 西伊豆 | | | | | | | | | | | | |
| | 伊豆本 | | | | | | | | | | | | |
| | 富士 | | | | | | | | | | | | |
| | の他甘柿 | 30.00 | 11,445 | 382 | | | | | | | | | |
| | 甘柿計 | 30.00 | 11,445 | 382 | | | | | | | | | |
| | 渋柿 | | | | | | | | | | | | |
| | 西小玉 | 431,789.50 | 68,824,785 | 159 | | | | 3,600.00 | 128,354 | 36 | | | |
| | 温室西瓜 | 7,880.00 | 1,782,324 | 226 | | | | | | | | | |
| | 西瓜計 | 439,669.50 | 70,607,109 | 161 | | | | 3,600.00 | 128,354 | 36 | | | |
| | ブリンズメロン | | | | | | | | | | | | |
| | アンデスメロン | | | | | | | | | | | | |
| | その他のメロン | | | | | | | | | | | | |
| | オールスメロン | | | | | | | | | | | | |
| | 赤肉メロン | 293.00 | 113,137 | 386 | | | | | | | | | |
| | もも | | | | | | | 6,972.90 | 10,647,317 | 1,527 | | | |
| | ネクタリン | | | | | | | | | | | | |
| | すもも | | | | | | | | | | | | |
| | 桜桃 | | | | | | | | | | | | |
| | 枇杷 | | | | | | | | | | | | |
| | イチジク | | | | | | | | | | | | |
| | 栗 | | | | | | | | | | | | |
| | レモン | | | | | | | | | | 11,700.00 | 5,529,195 | 473 |
| | グレープ | | | | | | | | | | | | |
| | オレンジ | | | | | | | | | | | | |
| | バナナ | | | | | | | | | | | | |
| | 青バナナ | | | | | | | | | | | | |
| | バナナ計 | | | | | | | | | | | | |
| | パイン | | | | | | | | | | | | |
| | 国内キウイ | | | | | | | | | | 750.00 | 161,581 | 215 |
| | パイン | | | | | | | | | | | | |
| | その他輸入果実 | | | | | | | | | | | | |
| | その他の果実 | | | | | | | 170.00 | 85,671 | 504 | 8,438.92 | 15,789,201 | 1,871 |
| | 果実計 | 494,590.50 | 86,152,213 | 174 | 158,640.36 | 153,668,319 | 969 | 136,422.70 | 122,179,028 | 896 | 251,461.47 | 50,879,509 | 202 |

果実の品目別・産地別取扱高表（都道府県別及び国外）

| 品目 | 産地 | 山口県 | | | 徳島県 | | | 香川県 | | | 愛媛県 | | |
|----|----|------------|------------|-------|----------|---------|-------|------------|------------|-------|------------|-------------|-------|
| | | 数量(kg) | 金額 | 平均@ | 数量(kg) | 金額 | 平均@ | 数量(kg) | 金額 | 平均@ | 数量(kg) | 金額 | 平均@ |
| ハ | ウ | 54.00 | 88,200 | 1,633 | | | | | | | | | |
| 極 | 早 | | | | | | | | | | 1,410.00 | 154,980 | 110 |
| 早 | 生 | | | | | | | 1,125.00 | 524,475 | 466 | 52,930.00 | 12,708,261 | 240 |
| 普 | 通 | 221,702.00 | 44,864,702 | 202 | | | | | | | 101,427.00 | 15,474,816 | 153 |
| 温 | 州 | 221,756.00 | 44,952,902 | 203 | | | | 1,125.00 | 524,475 | 466 | 155,767.00 | 28,338,057 | 182 |
| 伊 | 予 | | | | | | | | | | 373,963.00 | 59,157,906 | 158 |
| 八 | 清 | | | | 4,530.00 | 336,473 | 74 | | | | 9,020.00 | 1,062,984 | 118 |
| 甘 | 夏 | | | | | | | | | | 7,005.00 | 1,543,996 | 220 |
| 日 | 向 | | | | | | | | | | 26,540.00 | 2,301,414 | 87 |
| ネ | 一 | | | | | | | | | | 1,665.00 | 297,248 | 179 |
| ポ | ン | 27,697.00 | 6,725,718 | 243 | | | | | | | 6,820.00 | 1,374,503 | 202 |
| デ | コ | | | | | | | | | | 22,830.00 | 2,704,856 | 118 |
| そ | の | | | | | | | | | | 4,255.00 | 1,583,453 | 372 |
| 柑 | 橋 | | | | | | | 411.00 | 309,120 | 752 | 59,503.30 | 14,989,216 | 252 |
| つ | が | 249,453.00 | 51,678,620 | 207 | 4,530.00 | 336,473 | 74 | 1,536.00 | 833,595 | 543 | 667,368.30 | 113,353,633 | 170 |
| サ | ン | | | | | | | | | | | | |
| ふ | じ | | | | | | | | | | | | |
| ジョ | ナ | | | | | | | | | | | | |
| 王 | 林 | | | | | | | | | | | | |
| む | つ | | | | | | | | | | | | |
| そ | の | | | | | | | | | | | | |
| の | 他 | | | | | | | | | | | | |
| リン | ゴ | | | | | | | | | | | | |
| ラ | ウ | | | | | | | | | | | | |
| エ | ア | | | | | | | | | | | | |
| 巨 | 峰 | | | | | | | | | | | | |
| ベ | ー | | | | | | | | | | | | |
| 温 | 室 | | | | | | | | | | | | |
| ビ | オ | | | | | | | | | | | | |
| そ | の | | | | | | | | | | | | |
| ぶ | ど | | | | | | | | | | | | |
| 二 | 十 | | | | | | | | | | | | |
| 幸 | 紀 | | | | | | | | | | | | |
| 新 | 水 | | | | | | | | | | | | |
| 新 | 水 | | | | | | | | | | | | |
| 晩 | 高 | | | | | | | | | | | | |
| そ | 興 | | | | | | | | | | | | |
| 西 | 吉 | | | | | | | | | | | | |
| 梨 | 梨 | | | | | | | | | | | | |
| そ | の | 50.00 | 5,250 | 105 | 18.00 | 42,105 | 2,339 | | | | 50.10 | 39,804 | 794 |
| 西 | 村 | | | | | | | | | | | | |
| 伊 | 豆 | | | | | | | | | | | | |
| 松 | 本 | | | | | | | | | | | | |
| 富 | 柿 | | | | | | | | | | | | |
| そ | の | | | | | | | | | | | | |
| 甘 | 柿 | | | | | | | | | | | | |
| 洪 | 柿 | | | | 25.00 | 8,190 | 328 | 58,239.00 | 9,672,589 | 166 | 247,976.90 | 38,753,712 | 156 |
| 西 | 瓜 | | | | | | | | | | 230.40 | 388,069 | 1,684 |
| 小 | 玉 | | | | | | | 28.00 | 41,790 | 1,492 | | | |
| 温 | 室 | | | | | | | | | | | | |
| 西 | 瓜 | | | | | | | 28.00 | 41,790 | 1,492 | | | |
| ブ | メ | | | | | | | | | | | | |
| リン | ロ | | | | | | | | | | | | |
| ア | ン | | | | | | | | | | | | |
| そ | の | | | | | | | | | | | | |
| ア | ー | | | | | | | | | | | | |
| 赤 | 肉 | | | | | | | | | | | | |
| も | メ | 800.00 | 489,301 | 612 | | | | 74,399.60 | 34,007,310 | 457 | | | |
| ネ | ク | | | | | | | | | | | | |
| す | タ | | | | | | | | | | | | |
| 桜 | も | | | | | | | | | | | | |
| 枇 | 杷 | | | | | | | | | | | | |
| イ | チ | | | | | | | | | | | | |
| レ | 栗 | 2,325.00 | 2,053,902 | 883 | | | | | | | 500.00 | 321,294 | 643 |
| グ | モ | | | | | | | | | | 170.00 | 57,015 | 335 |
| オ | ー | | | | | | | | | | | | |
| バ | ン | | | | | | | | | | | | |
| バ | ナ | | | | | | | | | | | | |
| バ | ナ | | | | | | | | | | | | |
| バ | ナ | | | | | | | | | | | | |
| パ | イ | | | | | | | | | | | | |
| 国 | ー | | | | | | | | | | | | |
| 内 | ウ | | | | 527.60 | 189,284 | 359 | 1,815.75 | 655,341 | 361 | 3,181.60 | 1,212,381 | 381 |
| パ | イ | | | | | | | | | | | | |
| マ | ゴ | | | | | | | | | | | | |
| そ | の | | | | | | | | | | | | |
| の | 他 | | | | | | | | | | | | |
| 果 | 実 | | | | | | | | | | | | |
| 果 | 実 | 252,628.00 | 54,227,073 | 215 | 5,100.60 | 576,052 | 113 | 136,018.35 | 45,210,625 | 332 | 922,089.67 | 155,279,356 | 168 |

果実の品目別・産地別取扱高表（都道府県別及び国外）

| 品目 | 産地 | 高知県 | | | 福岡県 | | | 佐賀県 | | | 長崎県 | | |
|----------|-----------|-----------|--------|---------------|---------------|-------------|--------------|---------------|-------------|--------------|-------------|------------|-----|
| | | 数量(kg) | 金額 | 平均@ | 数量(kg) | 金額 | 平均@ | 数量(kg) | 金額 | 平均@ | 数量(kg) | 金額 | 平均@ |
| ハウスミカン | | | | | 43,561.40 | 33,598,411 | 771 | 400,928.04 | 262,572,868 | 655 | 3,643.50 | 363,857 | 100 |
| 極早温州 | | | | | 950,320.00 | 147,148,221 | 155 | 497,737.55 | 72,444,585 | 146 | 170,831.00 | 17,852,717 | 105 |
| 早生温州 | | | | | 1,852,260.50 | 374,774,452 | 202 | 351,919.60 | 48,263,216 | 137 | 147,298.00 | 18,736,937 | 127 |
| 普通温州 | | | | | 570,197.50 | 125,514,518 | 220 | 498,132.60 | 103,713,696 | 208 | 274,966.00 | 35,161,672 | 128 |
| 温州計 | | | | | 3,416,339.40 | 681,035,602 | 199 | 1,748,717.79 | 486,994,365 | 278 | 596,738.50 | 72,115,183 | 121 |
| 伊予柑 | | | | | 14,221.00 | 1,537,973 | 108 | 12,325.00 | 1,285,271 | 104 | 19,546.00 | 1,364,650 | 70 |
| 八清見 | 5,660.00 | 772,801 | 137 | 6,438.00 | 701,735 | 109 | 3,271.00 | 468,554 | 143 | 5,457.00 | 420,269 | 77 | |
| 清見 | | | | 35,250.00 | 5,709,186 | 162 | 151,340.00 | 24,728,945 | 163 | 246.00 | 12,822 | 52 | |
| 甘夏 | | | | 499,485.20 | 59,330,826 | 119 | 127,790.00 | 14,485,014 | 113 | 78,991.00 | 5,114,920 | 65 | |
| 日向夏 | 350.00 | 103,950 | 297 | 63,147.50 | 7,700,121 | 122 | 490.00 | 15,653 | 32 | 244.00 | 31,910 | 131 | |
| ネーブル | | | | 16,943.50 | 3,411,942 | 201 | 2,257.00 | 424,937 | 188 | 435.00 | 27,079 | 62 | |
| ポデモン | | | | 27,871.50 | 5,645,619 | 203 | 67,194.00 | 13,777,374 | 205 | 139,963.00 | 21,737,326 | 155 | |
| デズ | | | | 46,683.50 | 13,496,230 | 289 | 275,202.10 | 97,261,043 | 353 | 2,534.00 | 291,539 | 115 | |
| その他の柑橘 | 11,728.00 | 2,688,618 | 229 | 107,298.10 | 25,603,548 | 239 | 144,456.55 | 57,694,406 | 399 | 20,524.95 | 3,230,109 | 157 | |
| 柑橘計 | 17,738.00 | 3,565,369 | 201 | 4,233,677.70 | 804,172,782 | 190 | 2,533,043.44 | 697,135,562 | 275 | 864,679.45 | 104,345,807 | 121 | |
| つがふ | | | | | | | | | | | | | |
| ジョナゴールド | | | | | | | | | | | | | |
| 王林 | | | | | | | | | | | | | |
| むつ | | | | | | | | | | | | | |
| その他のリンゴ | | | | | | | | | | | | | |
| リンゴ計 | | | | | | | | | | | | | |
| デラウェア | | | | 81,283.00 | 76,587,145 | 942 | | | | 88.00 | 34,043 | 387 | |
| 巨峰 | | | | 529,722.55 | 452,725,584 | 855 | 27,028.76 | 18,323,608 | 678 | 120.60 | 45,871 | 380 | |
| ベリ | | | | 86,650.20 | 40,583,060 | 468 | | | | 24.50 | 5,870 | 240 | |
| 温室内ぶどう | | | | 10,470.00 | 6,640,897 | 634 | | | | | | | |
| ピオーネ | | | | 74,289.20 | 68,737,618 | 925 | 2,668.00 | 2,082,100 | 780 | | | | |
| その他のぶどう | | | | 75,821.45 | 52,467,734 | 692 | 2,085.00 | 1,871,446 | 898 | 114.80 | 15,798 | 138 | |
| ぶどう計 | | | | 858,236.40 | 697,742,038 | 813 | 31,781.76 | 22,277,154 | 701 | 347.90 | 101,582 | 292 | |
| 二世 | | | | 46,945.00 | 13,229,478 | 282 | 1,160.00 | 195,735 | 169 | | | | |
| 幸水 | | | | 626,933.00 | 233,581,719 | 373 | 235,612.50 | 81,099,072 | 344 | | | | |
| 豊水 | | | | 669,813.00 | 193,144,573 | 288 | 81,726.00 | 22,345,837 | 273 | | | | |
| 新高 | | | | 91,656.00 | 22,445,761 | 245 | 21,370.00 | 6,151,248 | 288 | | | | |
| 新晩 | | | | 66,137.00 | 19,497,247 | 295 | 3,460.00 | 954,074 | 276 | | | | |
| 三 | | | | | | | 915.00 | 85,000 | 93 | | | | |
| その他の赤梨 | | | | 61,986.90 | 17,686,036 | 285 | 16,486.00 | 4,843,408 | 294 | 32.00 | 819 | 26 | |
| 西梨 | | | | 45.00 | 10,334 | 230 | | | | | | | |
| 梨計 | | | | 1,563,515.90 | 499,595,148 | 320 | 360,729.50 | 115,674,374 | 321 | 32.00 | 819 | 26 | |
| その他の莓 | | | | 1,836,312.60 | 2,086,424,428 | 1,136 | 425,992.90 | 492,281,176 | 1,156 | 344,529.74 | 383,148,513 | 1,112 | |
| 西村 | | | | 196,805.50 | 46,964,711 | 239 | | | | | | | |
| 伊豆 | | | | 118,353.60 | 26,469,626 | 224 | | | | | | | |
| 松本 | | | | 303,284.30 | 68,135,033 | 225 | 2,830.00 | 486,990 | 172 | | | | |
| 富士 | | | | 1,548,799.50 | 357,947,740 | 231 | 10,354.50 | 1,798,939 | 174 | | | | |
| その他の甘柿 | | | | 115,577.50 | 29,296,130 | 253 | 485.00 | 60,920 | 126 | | | | |
| 甘柿計 | | | | 2,282,820.40 | 528,813,240 | 232 | 13,669.50 | 2,346,849 | 172 | | | | |
| 洪柿 | | | | 27,024.50 | 4,778,990 | 177 | 2,863.90 | 784,915 | 274 | | | | |
| 干柿 | | | | 71.60 | 20,475 | 286 | 37,254.22 | 34,510,497 | 926 | | | | |
| 西瓜 | 558.00 | 59,952 | 107 | 869,725.10 | 93,773,771 | 108 | 3,942.00 | 340,757 | 86 | 147,848.00 | 18,333,088 | 124 | |
| 小室 | | | | 43,042.50 | 7,426,876 | 173 | 700.00 | 172,988 | 247 | 348,940.00 | 56,208,951 | 161 | |
| 西瓜計 | 3,635.00 | 1,209,826 | 333 | | | | | | | | | | |
| 西 | 4,193.00 | 1,269,778 | 303 | 912,767.60 | 101,200,647 | 111 | 4,642.00 | 513,745 | 111 | 496,788.00 | 74,542,039 | 150 | |
| プリンスメロン | | | | | | | | | | 18,950.00 | 4,655,337 | 246 | |
| アンデスメロン | | | | | | | | | | | | | |
| その他のメロン | | | | 6,576.50 | 1,443,606 | 220 | 770.00 | 201,878 | 262 | 120,980.00 | 36,818,502 | 304 | |
| アールスメロン | 240.00 | 50,505 | 210 | 65.00 | 5,847 | 90 | 200.00 | 81,690 | 408 | 118,027.00 | 47,455,478 | 402 | |
| 赤肉メロン | 35.00 | 79,748 | 2,279 | 50.00 | 4,200 | 84 | 121.00 | 136,080 | 1,125 | 7,572.00 | 3,560,371 | 470 | |
| もも | | | | 124,435.13 | 87,667,508 | 705 | 9,663.40 | 7,517,444 | 778 | 101.50 | 14,408 | 142 | |
| ネすも | | | | 104,115.14 | 56,613,419 | 544 | 9,687.10 | 7,508,530 | 775 | 92.80 | 52,836 | 569 | |
| 桜桃 | 21.30 | 464,835 | 21,823 | 139.10 | 809,656 | 5,821 | | | | | | | |
| 枇杷 | | | | 28,475.10 | 24,386,254 | 856 | 3,862.69 | 1,622,601 | 420 | 24,969.50 | 26,273,229 | 1,052 | |
| イチジク | | | | 189,902.50 | 110,953,505 | 584 | 666.75 | 626,395 | 939 | 20.40 | 2,908 | 143 | |
| 栗 | | | | 17,843.70 | 8,313,468 | 466 | 128.00 | 29,158 | 228 | 51.00 | 10,447 | 205 | |
| レモン | | | | 5,694.64 | 1,395,786 | 245 | 7,208.00 | 1,387,036 | 192 | 2,658.10 | 714,764 | 269 | |
| オレンジ | | | | | | | 320.00 | 170,415 | 533 | | | | |
| バナナ | | | | | | | | | | | | | |
| 青バナナ | | | | | | | | | | | | | |
| バナナ計 | | | | | | | | | | | | | |
| パイン | | | | | | | | | | | | | |
| キーウイ | | | | 350.00 | 101,524 | 290 | 129.00 | 82,422 | 639 | | | | |
| 国内キーウイ | | | | 606,956.05 | 236,750,070 | 390 | 94,842.20 | 36,867,244 | 389 | 711.20 | 225,911 | 318 | |
| パイア | | | | | | | | | | | | | |
| マンゴー | | | | 900.00 | 1,021,155 | 1,135 | 161.60 | 327,263 | 2,025 | | | | |
| その他の輸入果実 | | | | 92.15 | 79,182 | 859 | 55.60 | 41,178 | 741 | | | | |
| その他の果実 | 182.00 | 261,608 | 1,437 | 79,837.54 | 33,131,854 | 415 | 18,227.20 | 7,275,166 | 399 | 34,573.20 | 9,865,606 | 285 | |
| 果実計 | 22,409.30 | 5,691,843 | 254 | 12,879,859.25 | 5,285,424,782 | 410 | 3,556,019.76 | 1,429,398,772 | 402 | 2,035,083.79 | 691,788,557 | 340 | |

果実の品目別・産地別取扱高表（都道府県別及び国外）

| 品目 | 産地 | 熊本県 | | | 大分県 | | | 宮崎県 | | | 鹿児島県 | | |
|---------|----|--------------|-------------|-------|--------------|-------------|-------|------------|-------------|-------|------------|------------|-------|
| | | 数量(kg) | 金額 | 平均@ | 数量(kg) | 金額 | 平均@ | 数量(kg) | 金額 | 平均@ | 数量(kg) | 金額 | 平均@ |
| ハウスミカン | | 6,258.40 | 776,033 | 124 | 37,357.30 | 25,738,938 | 689 | 144.00 | 132,300 | 919 | | | |
| 種早生 | | 425,325.10 | 34,585,780 | 81 | 38,144.20 | 6,537,767 | 171 | 32,802.00 | 4,753,716 | 145 | | | |
| 早生温州 | | 405,845.00 | 41,379,101 | 102 | 12,379.00 | 1,591,834 | 129 | 670.00 | 75,130 | 112 | 250.00 | 18,247 | 73 |
| 普通温州 | | 252,457.00 | 30,771,693 | 122 | 39,470.00 | 5,125,835 | 130 | 1,712.00 | 228,915 | 134 | | | |
| 温州計 | | 1,089,885.50 | 107,512,607 | 99 | 127,350.50 | 38,994,374 | 306 | 35,328.00 | 5,190,061 | 147 | 250.00 | 18,247 | 73 |
| 伊予柑 | | 1,746.00 | 60,355 | 35 | 2,212.00 | 421,050 | 190 | | | | | | |
| 八朔 | | 46,772.10 | 4,795,073 | 103 | 4,430.00 | 599,237 | 135 | 21.60 | 1,764 | 82 | | | |
| 清見 | | 2,025.00 | 137,914 | 68 | 6,240.00 | 1,165,080 | 187 | | | | | | |
| 夏柑 | | 56,140.20 | 4,523,156 | 81 | 12,000.00 | 1,267,981 | 106 | | | | 15,374.00 | 1,807,034 | 118 |
| 日向夏 | | 120.00 | 5,051 | 42 | | | | 23,464.76 | 6,871,892 | 293 | | | |
| ネーブル | | 9,123.00 | 983,685 | 108 | 1,430.00 | 211,785 | 148 | 60.00 | 8,883 | 148 | | | |
| ポンカ | | 34,012.00 | 4,920,784 | 145 | 44,705.00 | 9,667,971 | 216 | 15,491.00 | 2,689,483 | 174 | 16,335.00 | 3,576,725 | 219 |
| デコボ | | 11,030.20 | 2,592,908 | 235 | 9,528.90 | 4,411,518 | 463 | 1,434.00 | 302,034 | 211 | 3,305.00 | 1,585,826 | 480 |
| その他柑橘 | | 357,566.15 | 41,839,150 | 117 | 33,604.00 | 7,854,289 | 234 | 59,657.45 | 37,759,278 | 633 | 32,409.00 | 11,502,791 | 355 |
| 柑 | | 1,608,420.15 | 167,370,683 | 104 | 241,500.40 | 64,593,285 | 267 | 135,456.81 | 52,823,395 | 390 | 67,673.00 | 18,490,623 | 273 |
| つがる | | | | | | | | | | | | | |
| サンふじ | | | | | | | | | | | | | |
| ジョナゴールド | | | | | | | | | | | | | |
| 王林 | | | | | | | | | | | | | |
| その他のリンゴ | | | | | | | | | | | | | |
| リンゴ計 | | | | | | | | | | | | | |
| デラウェア | | 595.70 | 249,984 | 420 | 1,320.40 | 1,068,186 | 809 | | | | | | |
| 巨峰 | | 7,100.20 | 5,851,078 | 824 | 44,514.40 | 24,302,835 | 546 | | | | | | |
| ベリール | | 1,066.00 | 345,331 | 324 | | | | 322.00 | 145,110 | 451 | | | |
| 温室ぶどう | | | | | | | | | | | | | |
| ピオーネ | | 102.80 | 38,304 | 373 | 67,021.20 | 48,303,138 | 721 | | | | | | |
| その他のぶどう | | 852.30 | 407,638 | 478 | 15,099.00 | 13,449,040 | 891 | 12,506.04 | 6,083,487 | 486 | | | |
| ぶどう計 | | 9,717.00 | 6,892,335 | 709 | 127,955.00 | 87,123,199 | 681 | 12,828.04 | 6,228,597 | 486 | | | |
| 二十世紀 | | | | | 37,030.00 | 14,820,356 | 400 | | | | | | |
| 幸水 | | 12,720.00 | 2,369,574 | 186 | 92,505.00 | 28,997,853 | 313 | | | | | | |
| 豊水 | | 72,020.50 | 18,888,500 | 262 | 174,594.00 | 45,639,706 | 261 | | | | | | |
| 新高 | | 90,529.50 | 18,835,291 | 208 | 188,985.00 | 49,947,195 | 264 | | | | | | |
| 新晩三吉 | | 4,897.00 | 1,113,306 | 227 | 111,479.00 | 30,672,549 | 275 | | | | | | |
| 晩三吉 | | 30.00 | 6,332 | 211 | 45,725.00 | 10,252,683 | 224 | | | | | | |
| その他の赤梨 | | 11,347.00 | 2,825,102 | 249 | 55,990.00 | 16,454,365 | 294 | | | | | | |
| 西条洋梨 | | 175.00 | 29,012 | 166 | | | | | | | | | |
| 梨計 | | 191,719.00 | 44,067,117 | 230 | 706,308.00 | 196,784,707 | 279 | | | | | | |
| 梨の他 | | 150,411.57 | 180,413,451 | 1,199 | 29,146.72 | 28,990,764 | 995 | 2,934.50 | 3,765,721 | 1,283 | 2,177.80 | 2,026,500 | 931 |
| 西伊豆 | | 321.30 | 19,377 | 60 | | | | | | | | | |
| 伊豆 | | 110.00 | 8,610 | 78 | | | | | | | | | |
| 松本 | | 65.00 | 10,920 | 168 | | | | | | | | | |
| 富士 | | 705.00 | 64,258 | 91 | | | | | | | | | |
| その他の甘柿 | | 5,464.00 | 1,231,731 | 225 | | | | | | | | | |
| 甘柿計 | | 6,665.30 | 1,334,896 | 200 | | | | | | | | | |
| 洪柿 | | 21,889.20 | 4,286,936 | 196 | 412.50 | 113,400 | 275 | 210.00 | 38,421 | 183 | | | |
| 千柿 | | 7,912.00 | 7,426,060 | 939 | 3.30 | 1,155 | 350 | | | | | | |
| 西玉瓜 | | 1,605,071.10 | 223,969,806 | 140 | 974,583.00 | 111,681,335 | 115 | 540.00 | 123,900 | 229 | 900.00 | 88,200 | 98 |
| 温室西瓜 | | 155,197.00 | 29,123,324 | 188 | 3,860.00 | 503,094 | 130 | 2,826.00 | 388,341 | 137 | 24,220.00 | 3,894,530 | 161 |
| 西瓜計 | | 1,760,278.10 | 253,097,855 | 144 | 978,443.00 | 112,184,429 | 115 | 3,366.00 | 512,241 | 152 | 25,120.00 | 3,982,730 | 159 |
| プリンスメロン | | 18,024.00 | 4,291,279 | 238 | | | | | | | | | |
| アンデスメロン | | 81,857.00 | 20,960,298 | 256 | | | | 50.00 | 20,475 | 410 | 57,490.00 | 24,523,406 | 427 |
| その他のメロン | | 232,498.50 | 67,153,858 | 289 | | | | 273.00 | 111,773 | 409 | 1,845.00 | 266,027 | 144 |
| オールスメロン | | 211,600.50 | 93,021,441 | 440 | 739.00 | 733,945 | 993 | 44,832.30 | 29,849,465 | 666 | 18,596.00 | 9,471,090 | 509 |
| 赤肉メロン | | 109,167.80 | 45,770,603 | 419 | 858.50 | 643,545 | 750 | 15,466.00 | 11,216,347 | 725 | 703.00 | 271,845 | 387 |
| もも | | 18,030.45 | 9,106,972 | 505 | | | | 160.60 | 128,289 | 799 | 1,587.00 | 796,988 | 502 |
| ネクターリン | | | | | | | | | | | | | |
| すもも | | 1,674.10 | 587,225 | 351 | 12,748.80 | 7,489,355 | 587 | | | | 2,829.00 | 1,159,452 | 410 |
| 桜桃 | | | | | | | | | | | | | |
| 枇杷 | | 455.10 | 106,768 | 235 | 473.40 | 476,107 | 1,006 | | | | 126.00 | 118,902 | 944 |
| イチジク | | 3,216.00 | 4,208,164 | 1,309 | | | | | | | | | |
| 栗 | | 99,210.89 | 57,741,682 | 582 | 36,917.10 | 19,733,737 | 535 | 2,770.00 | 1,478,606 | 534 | | | |
| モンモ | | 1,988.35 | 291,781 | 147 | | | | 1,657.00 | 260,482 | 157 | | | |
| グレープ | | | | | | | | | | | | | |
| オレンジ | | 60.00 | 629 | 10 | | | | | | | | | |
| バナナ | | | | | | | | | | | | | |
| 青バナナ | | | | | | | | | | | | | |
| バナナ計 | | | | | | | | | | | | | |
| パキーン | | | | | | | | | | | | | |
| 国内キーウイ | | 1,696.50 | 615,948 | 363 | 346.80 | 114,669 | 331 | | | | | | |
| パキーン | | | | | | | | 1,441.50 | 1,410,553 | 979 | | | |
| マニゴー | | 52.90 | 52,380 | 990 | 271.40 | 581,749 | 2,144 | 24,106.90 | 72,010,030 | 2,987 | 1,309.60 | 2,512,756 | 1,919 |
| その他輸入果実 | | 146.05 | 200,759 | 1,375 | 80.00 | 121,213 | 1,515 | 1.30 | 7,980 | 6,138 | | | |
| その他の果実 | | 14,717.50 | 8,082,975 | 549 | 19,054.80 | 14,266,204 | 749 | 16,652.60 | 5,647,048 | 339 | 1,891.48 | 1,889,647 | 999 |
| 果実計 | | 4,551,407.96 | 977,082,095 | 215 | 2,155,258.72 | 533,951,463 | 248 | 262,206.55 | 185,509,423 | 707 | 181,347.88 | 65,509,966 | 361 |

果実の品目別・産地別取扱高表（都道府県別及び国外）

| 品目 | 産地 | 沖 縄 県 | | | 韓 国 | | | 中 国 | | | 台 湾 | | |
|----|---------|-----------|-----------|-------|----------|-----------|-------|------------|------------|-----|-----------|------------|-------|
| | | 数 量(kg) | 金 額 | 平均@ | 数 量(kg) | 金 額 | 平均@ | 数 量(kg) | 金 額 | 平均@ | 数 量(kg) | 金 額 | 平均@ |
| ハ | ウスミカン | | | | | | | | | | | | |
| 極 | 早生 | | | | | | | | | | | | |
| 早 | 生温 | | | | | | | | | | | | |
| 普 | 通温 | | | | | | | | | | | | |
| 温 | 州計 | | | | | | | | | | | | |
| 伊 | 予 | | | | | | | | | | | | |
| 八 | 清朝 | | | | | | | | | | | | |
| 清 | 見柑 | | | | | | | | | | | | |
| 甘 | 夏向 | | | | | | | | | | | | |
| 日 | ネーブル | | | | | | | | | | | | |
| ネ | ココボ | | | | | | | | | | | | |
| ボ | デ | | | | | | | | | | | | |
| デ | その他柑 | | | | | | | | | | | | |
| の | 橋計 | | | | | | | | | | | | |
| 柑 | が | | | | | | | | | | | | |
| つ | サン | | | | | | | | | | | | |
| サ | ふ | | | | | | | | | | | | |
| ふ | ジョナゴールド | | | | | | | | | | | | |
| ジ | 王林 | | | | | | | | | | | | |
| 王 | む | | | | | | | | | | | | |
| む | その他のリンゴ | | | | | | | | | | | | |
| そ | の | | | | | | | | | | | | |
| の | リンゴ | | | | | | | | | | | | |
| リ | ン | | | | | | | | | | | | |
| ン | ゴ | | | | | | | | | | | | |
| 計 | | | | | | | | | | | | | |
| デ | ラウエ | | | | | | | | | | | | |
| ラ | ウ | | | | | | | | | | | | |
| ウ | エ | | | | | | | | | | | | |
| エ | ピー | | | | | | | | | | | | |
| ピ | ー | | | | | | | | | | | | |
| ー | ぶど | | | | | | | | | | | | |
| ぶ | ど | | | | | | | | | | | | |
| ど | う | | | | | | | | | | | | |
| う | 計 | | | | | | | | | | | | |
| 計 | | | | | | | | | | | | | |
| | 幸豊 | | | | | | | | | | | | |
| | 水 | | | | | | | | | | | | |
| | 高 | | | | | | | | | | | | |
| | 興 | | | | | | | | | | | | |
| | 吉 | | | | | | | | | | | | |
| | 梨 | | | | | | | | | | | | |
| | 計 | | | | | | | | | | | | |
| | その他 | | | | | | | | | | | | |
| | 西 | | | | | | | | | | | | |
| | 梨 | | | | | | | | | | | | |
| | の | | | | | | | | | | | | |
| | 他 | | | | | | | | | | | | |
| | 西 | | | | | | | | | | | | |
| | 伊 | | | | | | | | | | | | |
| | 松 | | | | | | | | | | | | |
| | 富 | | | | | | | | | | | | |
| | 有 | | | | | | | | | | | | |
| | 甘 | | | | | | | | | | | | |
| | 柿 | | | | | | | | | | | | |
| | 計 | | | | | | | | | | | | |
| | 柿 | | | | | | | | | | | | |
| | 干 | | | | | | | | | | | | |
| | 西 | 150.00 | 29,505 | 197 | | | | 11,390.00 | 4,307,675 | 378 | | | |
| | 小 | | | | | | | | | | | | |
| | 温 | | | | | | | | | | | | |
| | 室 | | | | | | | | | | | | |
| | 瓜 | | | | | | | | | | | | |
| | 西 | 150.00 | 29,505 | 197 | | | | | | | | | |
| | 瓜 | | | | | | | | | | | | |
| | 計 | | | | | | | | | | | | |
| | ブ | | | | | | | | | | | | |
| | リン | | | | | | | | | | | | |
| | ス | | | | | | | | | | | | |
| | メ | | | | | | | | | | | | |
| | ロ | | | | | | | | | | | | |
| | ン | | | | | | | | | | | | |
| | ア | | | | | | | | | | | | |
| | ン | | | | | | | | | | | | |
| | そ | | | | 430.00 | 218,726 | 509 | | | | | | |
| | の | | | | | | | | | | | | |
| | 他 | | | | | | | | | | | | |
| | メ | | | | | | | | | | | | |
| | ロ | | | | | | | | | | | | |
| | ン | 15.00 | 17,010 | 1,134 | 2,485.00 | 1,636,183 | 658 | | | | | | |
| | ア | | | | | | | | | | | | |
| | ー | | | | | | | | | | | | |
| | 肉 | 65.00 | 62,055 | 955 | | | | | | | | | |
| | メ | | | | | | | | | | | | |
| | ロ | | | | | | | | | | | | |
| | ン | | | | | | | | | | | | |
| | も | | | | | | | | | | | | |
| | ネ | | | | | | | | | | | | |
| | ク | | | | | | | | | | | | |
| | タ | | | | | | | | | | | | |
| | リ | | | | | | | | | | | | |
| | ン | | | | | | | | | | | | |
| | も | | | | | | | | | | | | |
| | す | | | | | | | | | | | | |
| | 桃 | | | | | | | | | | | | |
| | 杷 | | | | | | | | | | | | |
| | 計 | | | | | | | | | | | | |
| | イ | | | | | | | | | | | | |
| | チ | | | | | | | | | | | | |
| | 栗 | | | | | | | | | | | | |
| | モ | | | | 755.30 | 1,501,170 | 1,988 | | | | | | |
| | レ | | | | | | | | | | | | |
| | グ | | | | | | | | | | | | |
| | レ | | | | | | | | | | | | |
| | オ | | | | | | | | | | | | |
| | レ | | | | | | | | | | | | |
| | ナ | 212.00 | 159,495 | 752 | | | | | | | 18,741.00 | 5,987,159 | 319 |
| | 青 | | | | | | | | | | 9,552.00 | 2,508,033 | 263 |
| | バ | | | | | | | | | | 28,293.00 | 8,495,192 | 300 |
| | ナ | 212.00 | 159,495 | 752 | | | | | | | 12,170.00 | 2,719,969 | 223 |
| | ナ | | | | | | | | | | | | |
| | ナ | | | | | | | | | | | | |
| | 計 | 8,286.05 | 4,096,041 | 494 | | | | | | | | | |
| | バ | | | | | | | | | | | | |
| | ー | | | | | | | | | | | | |
| | イ | | | | | | | | | | | | |
| | ウ | | | | | | | | | | | | |
| | イ | | | | | | | | | | | | |
| | 国 | | | | | | | | | | | | |
| | 内 | | | | | | | | | | | | |
| | キ | 216.00 | 176,796 | 818 | | | | | | | | | |
| | ー | | | | | | | | | | | | |
| | ウ | 483.55 | 1,175,211 | 2,430 | | | | | | | | | |
| | ア | | | | | | | | | | | | |
| | マ | | | | | | | | | | | | |
| | ン | | | | | | | | | | | | |
| | ゴ | | | | | | | | | | | | |
| | ー | | | | | | | | | | | | |
| | そ | | | | | | | 26,078.30 | 16,261,314 | 624 | 2,927.00 | 3,198,380 | 1,093 |
| | の | | | | | | | | | | | | |
| | 他 | | | | | | | | | | | | |
| | 輸 | | | | | | | | | | | | |
| | 入 | | | | | | | | | | | | |
| | 果 | 1,363.75 | 952,721 | 699 | | | | 142,109.38 | 52,781,490 | 371 | 22.20 | 17,142 | 772 |
| | 実 | | | | | | | | | | | | |
| | の | | | | | | | | | | | | |
| | 果 | | | | | | | | | | | | |
| | 実 | | | | | | | | | | | | |
| | 計 | 10,791.35 | 6,668,834 | 618 | 3,670.30 | 3,356,079 | 914 | 179,577.68 | 73,350,479 | 408 | 53,224.70 | 22,376,399 | 420 |

果実の品目別・産地別取扱高表（都道府県別及び国外）

| 品目 | 産地 | フィリピン | | | タイ | | | アメリカ | | | ニュージーランド | | |
|---------|-----|---------------|---------------|-----|----------|-----------|-----|--------------|---------------|-------|--------------|-------------|-------|
| | | 数量(kg) | 金額 | 平均@ | 数量(kg) | 金額 | 平均@ | 数量(kg) | 金額 | 平均@ | 数量(kg) | 金額 | 平均@ |
| ハウスミカン | 生州 | | | | | | | | | | | | |
| 極早温州 | | | | | | | | | | | | | |
| 普通温州 | | | | | | | | | | | | | |
| 温州計 | | | | | | | | | | | | | |
| 伊予柑 | 朔見柑 | | | | | | | | | | | | |
| 八清 | 夏向 | | | | | | | | | | | | |
| 甘日 | ブルン | | | | | | | 5,168.00 | 1,086,227 | 210 | | | |
| ネボデ | ココボ | | | | | | | | | | | | |
| その他 | 橋計 | | | | | | | 172,678.00 | 28,468,389 | 165 | | | |
| つが | | | | | | | | 177,846.00 | 29,554,616 | 166 | | | |
| サン | ふじ | | | | | | | | | | | | |
| ジョナゴールド | 林 | | | | | | | | | | | | |
| 王む | つご | | | | | | | | | | 85.00 | 31,396 | 369 |
| その他 | リンゴ | | | | | | | | | | 85.00 | 31,396 | 369 |
| リンゴ計 | | | | | | | | | | | | | |
| デラウエ | ア | | | | | | | | | | | | |
| 巨 | 峰 | | | | | | | | | | | | |
| ベリ | う | | | | | | | | | | | | |
| 温室ぶどう | ネ | | | | | | | | | | | | |
| ピオ | う | | | | | | | | | | | | |
| その他 | ぶどう | | | | | | | 188,717.00 | 72,248,255 | 383 | 107.00 | 224,606 | 2,099 |
| ぶどう計 | | | | | | | | 188,717.00 | 72,248,255 | 383 | 107.00 | 224,606 | 2,099 |
| ぶどう十 | 世紀 | | | | | | | | | | | | |
| 幸 | 水 | | | | | | | | | | | | |
| 新 | 高 | | | | | | | | | | | | |
| 晩 | 興 | | | | | | | | | | | | |
| その他 | 吉梨 | | | | | | | | | | | | |
| 西 | 洋梨 | | | | | | | | | | | | |
| 梨 | 計 | | | | | | | | | | | | |
| その他 | 莓 | | | | | | | 229,684.40 | 263,284,943 | 1,146 | | | |
| 西 | 村 | | | | | | | | | | | | |
| 伊 | 豆 | | | | | | | | | | | | |
| 松 | 本 | | | | | | | | | | | | |
| 富 | 柿 | | | | | | | | | | | | |
| その他 | 甘柿 | | | | | | | | | | | | |
| 甘柿 | 計 | | | | | | | | | | | | |
| 渋干 | 柿 | | | | | | | | | | | | |
| 西 | 瓜 | | | | | | | | | | | | |
| 小 | 瓜 | | | | | | | | | | | | |
| 温 | 瓜 | | | | | | | | | | | | |
| 西 | 瓜 | | | | | | | | | | | | |
| リン | メロン | | | | | | | | | | | | |
| アン | メロン | | | | | | | | | | | | |
| その他 | メロン | | | | | | | | | | | | |
| アール | メロン | | | | | | | | | | | | |
| 赤肉 | メロン | | | | | | | | | | | | |
| も | も | | | | | | | | | | | | |
| ネ | リン | | | | | | | | | | | | |
| す | も | | | | | | | | | | | | |
| 桜 | 桃 | | | | | | | | | | | | |
| 枇 | 杷 | | | | | | | 59,626.80 | 72,043,276 | 1,208 | 157.60 | 473,550 | 3,005 |
| イ | 枇 | | | | | | | | | | | | |
| 栗 | ク | | | | | | | | | | | | |
| レ | ン | | | | | | | 999,463.00 | 223,565,583 | 224 | 210.00 | 15,225 | 72 |
| グ | ブ | | | | | | | 871,906.00 | 139,194,723 | 160 | | | |
| オ | ン | | | | | | | 1,470,287.50 | 273,216,813 | 186 | | | |
| バナ | ナ | 14,081,795.20 | 1,826,161,135 | 130 | | | | | | | | | |
| 青 | ナ | 2,708,576.00 | 329,689,260 | 122 | | | | | | | | | |
| バナ | ナ | 16,790,371.20 | 2,155,850,395 | 128 | | | | | | | | | |
| バナ | ナ | 1,960,652.50 | 326,517,504 | 167 | | | | 6,367.00 | 1,028,783 | 162 | | | |
| キ | ウ | 466.00 | 229,161 | 492 | | | | 4,800.00 | 1,427,396 | 297 | 989,510.00 | 473,733,963 | 479 |
| 国内 | ウ | | | | | | | | | | | | |
| パ | イ | 8,910.00 | 3,399,587 | 382 | | | | 8,625.00 | 6,573,776 | 762 | | | |
| マ | ア | 10,840.00 | 5,781,642 | 533 | 4,002.00 | 2,592,524 | 648 | 1,635.00 | 1,037,130 | 634 | | | |
| その他 | 果 | 4,143.80 | 952,521 | 230 | 988.50 | 881,841 | 892 | 213,716.20 | 92,753,176 | 434 | 34,054.50 | 11,887,592 | 349 |
| その他 | 果 | 43,562.96 | 12,120,789 | 278 | 1,780.00 | 982,755 | 552 | 18,047.85 | 13,913,378 | 771 | 880.00 | 307,109 | 349 |
| 果 | 計 | 18,818,946.46 | 2,504,851,599 | 133 | 6,770.50 | 4,457,120 | 658 | 4,250,721.75 | 1,189,841,848 | 280 | 1,025,004.10 | 486,673,441 | 475 |

果実の品目別・産地別取扱高表（都道府県別及び国外）

| 品目 | 産地 | オーストラリア | | | ヨーロッパ | | | イスラエル | | | 南アフリカ | | | カナダ | | |
|-----------|-----------|------------|-------------|--------|----------|---------|-----|------------|------------|-----|------------|------------|-----|--------|---------|-------|
| | | 数量(kg) | 金額 | 平均@ | 数量(kg) | 金額 | 平均@ | 数量(kg) | 金額 | 平均@ | 数量(kg) | 金額 | 平均@ | 数量(kg) | 金額 | 平均@ |
| ハ極早生温州計 | ウスマカ | | | | | | | | | | | | | | | |
| 早生温州計 | 生温州計 | | | | | | | | | | | | | | | |
| 普通温州計 | 通温州計 | | | | | | | | | | | | | | | |
| 伊予柑 | 予柑 | | | | | | | | | | | | | | | |
| 八清柑 | 朝見柑 | | | | | | | | | | | | | | | |
| 日向夏 | 夏向 | | | | | | | | | | | | | | | |
| ネーブル | ブカボ | 51.00 | 12,600 | 247 | | | | | | | | | | | | |
| ポデソ | ポデソ | | | | | | | | | | | | | | | |
| その他の柑橘類 | その他柑橘類 | 51.00 | 12,600 | 247 | | | | | | | | | | | | |
| サッポロ | サッポロ | | | | | | | | | | | | | | | |
| ジョナゴールド | ジョナゴールド | | | | | | | | | | | | | | | |
| 王林 | 王林 | | | | | | | | | | | | | | | |
| その他のリンゴ | その他のリンゴ | | | | | | | | | | | | | | | |
| デラウェア | デラウェア | | | | | | | | | | | | | | | |
| 巨峰 | 巨峰 | | | | | | | | | | | | | | | |
| ベネズエラ | ベネズエラ | | | | | | | | | | | | | | | |
| ピオニ | ピオニ | | | | | | | | | | | | | | | |
| その他のぶどう | その他のぶどう | | | | | | | | | | | | | | | |
| ぶどう | ぶどう | | | | | | | | | | | | | | | |
| 幸豊 | 幸豊 | | | | | | | | | | | | | | | |
| 新豊 | 新豊 | | | | | | | | | | | | | | | |
| 新晩熟 | 新晩熟 | | | | | | | | | | | | | | | |
| その他の洋梨 | その他の洋梨 | | | | | | | | | | | | | | | |
| 西梨 | 西梨 | | | | | | | | | | | | | | | |
| その他の | その他の | | | | | | | | | | | | | | | |
| 西伊豆 | 西伊豆 | | | | | | | | | | | | | | | |
| 松本 | 松本 | | | | | | | | | | | | | | | |
| 富田 | 富田 | | | | | | | | | | | | | | | |
| その他の甘柿 | その他の甘柿 | | | | | | | | | | | | | | | |
| 甘柿 | 甘柿 | | | | | | | | | | | | | | | |
| 渋柿 | 渋柿 | | | | | | | | | | | | | | | |
| 西瓜 | 西瓜 | | | | | | | | | | | | | | | |
| 小室 | 小室 | | | | | | | | | | | | | | | |
| 西瓜 | 西瓜 | | | | | | | | | | | | | | | |
| プリンスメロン | プリンスメロン | | | | | | | | | | | | | | | |
| アンデスメロン | アンデスメロン | | | | | | | | | | | | | | | |
| その他のメロン | その他のメロン | | | | | | | | | | | | | | | |
| オールスターメロン | オールスターメロン | | | | | | | | | | | | | | | |
| 赤肉メロン | 赤肉メロン | | | | | | | | | | | | | | | |
| もも | もも | | | | | | | | | | | | | | | |
| ネズメ | ネズメ | | | | | | | | | | | | | | | |
| クダリ | クダリ | | | | | | | | | | | | | | | |
| すもも | すもも | | | | | | | | | | | | | | | |
| 桜桃 | 桜桃 | | | | 3.20 | 3,024 | 945 | | | | | | | | | |
| 枇杷 | 枇杷 | | | | | | | | | | | | | | | |
| イチジク | イチジク | | | | | | | | | | | | | | | |
| 栗 | 栗 | | | | | | | | | | | | | | | |
| レモン | レモン | | | | | | | | | | | | | | | |
| オレンジ | オレンジ | 502,500.00 | 101,154,716 | 201 | 5,760.00 | 210,893 | 37 | 118,845.00 | 18,208,264 | 153 | 602,725.00 | 82,071,118 | 136 | | | |
| バナナ | バナナ | | | | | | | 500.00 | 38,325 | 77 | 36,896.00 | 5,866,078 | 159 | | | |
| 青バナナ | 青バナナ | | | | | | | | | | | | | | | |
| バナナ | バナナ | | | | | | | | | | | | | | | |
| パキ | パキ | | | | | | | | | | | | | | | |
| 国内産 | 国内産 | | | | | | | | | | | | | | | |
| パキ | パキ | | | | | | | | | | | | | | | |
| マニゴー | マニゴー | 1,015.00 | 1,212,835 | 1,195 | | | | | | | | | | | | |
| その他の輸入果実 | その他の輸入果実 | 5.00 | 68,250 | 13,650 | 18.00 | 13,020 | 723 | 1,990.00 | 263,140 | 132 | | | | 199.00 | 590,646 | 2,968 |
| その他の果実 | その他の果実 | 20.00 | 47,243 | 2,362 | 1,174.70 | 676,290 | 576 | | | | | | | 52.80 | 143,018 | 2,709 |
| 果実計 | 果実計 | 503,591.00 | 102,495,644 | 204 | 6,955.90 | 903,227 | 130 | 121,335.00 | 18,509,729 | 153 | 640,677.00 | 88,306,267 | 138 | 251.80 | 733,664 | 2,914 |

果実の品目別・産地別取扱高表（都道府県別及び国外）

| 品目 | 産地 | 東南アジア | | | 中南米 | | | その他外国 | | | 合計 | | |
|---------|----|------------|------------|-----|--------------|-------------|-------|----------|-----------|-------|---------------|----------------|-------|
| | | 数量(kg) | 金額 | 平均@ | 数量(kg) | 金額 | 平均@ | 数量(kg) | 金額 | 平均@ | 数量(kg) | 金額 | 平均@ |
| ハウスミカン | | | | | | | | | | | 491,946.64 | 323,270.607 | 657 |
| 極早生温州 | | | | | | | | | | | 2,117,549.85 | 283,559.246 | 134 |
| 早生温州 | | | | | | | | | | | 2,846,047.10 | 501,323.899 | 176 |
| 普通温州 | | | | | | | | | | | 2,105,699.10 | 395,084.331 | 188 |
| 温州計 | | | | | | | | | | | 7,561,242.69 | 1,503,238.083 | 199 |
| 伊予柑 | | | | | | | | | | | 432,807.00 | 64,769.308 | 150 |
| 八朔 | | | | | | | | | | | 271,500.70 | 34,981.587 | 129 |
| 清見 | | | | | | | | | | | 204,075.50 | 33,447.942 | 164 |
| 夏柑 | | | | | | | | | | | 823,530.40 | 89,286.562 | 108 |
| 日向夏 | | | | | | | | | | | 89,481.26 | 15,025.825 | 168 |
| ネーブル | | | | | | | | | | | 60,646.50 | 10,188.645 | 168 |
| ポンカニン | | | | | | | | | | | 398,075.50 | 71,612.818 | 180 |
| デコボ | | | | | | | | | | | 354,772.70 | 121,620.059 | 343 |
| その他柑橘 | | | | | | | | | | | 1,030,019.75 | 235,104.990 | 228 |
| 柑橘計 | | | | | | | | | | | 11,226,152.00 | 2,179,275.819 | 194 |
| つじ | | | | | | | | | | | 1,149,106.00 | 288,986.093 | 251 |
| サンふじ | | | | | | | | | | | 3,364,310.60 | 826,170.962 | 246 |
| ふじ | | | | | | | | | | | 525,006.00 | 172,099.513 | 328 |
| ジョナゴールド | | | | | | | | | | | 1,395,449.00 | 400,171.930 | 287 |
| 王林 | | | | | | | | | | | 922,573.80 | 198,636.286 | 215 |
| むつ | | | | | | | | | | | 113,851.00 | 39,796.119 | 350 |
| その他のリンゴ | | | | | | | | | | | 1,373,629.50 | 361,594.100 | 263 |
| リンゴ計 | | | | | | | | | | | 7,694,819.90 | 1,998,468.910 | 260 |
| デラウエア | | | | | | | | | | | 247,923.90 | 238,777.876 | 963 |
| 巨峰 | | | | | | | | | | | 662,987.11 | 542,579.557 | 818 |
| ベリール | | | | | | | | | | | 88,146.70 | 41,119.849 | 466 |
| 温室ぶどう | | | | | | | | | | | 24,605.00 | 23,050.888 | 937 |
| ピオーネ | | | | | | | | | | | 249,340.85 | 202,316.181 | 811 |
| その他のぶどう | | | | | 189,573.70 | 64,782.788 | 342 | | | | 540,275.54 | 262,069.041 | 485 |
| ぶどう計 | | | | | 189,573.70 | 64,782.788 | 342 | | | | 1,813,279.10 | 1,309,913.392 | 722 |
| ぶどう世紀 | | | | | | | | | | | 145,815.00 | 44,210.481 | 303 |
| 幸水 | | | | | | | | | | | 972,165.50 | 346,679.967 | 357 |
| 豊水 | | | | | | | | | | | 1,069,238.50 | 299,087.958 | 280 |
| 新興 | | | | | | | | | | | 392,540.50 | 97,379.495 | 248 |
| 新高 | | | | | | | | | | | 203,133.00 | 56,747.293 | 279 |
| 晩熟 | | | | | | | | | | | 46,670.00 | 10,344.015 | 222 |
| その他赤梨 | | | | | | | | | | | 167,580.90 | 50,864.700 | 304 |
| 西洋梨計 | | | | | | | | | | | 183,155.80 | 61,841.450 | 338 |
| その他 | | | | | | | | | | | 3,180,299.20 | 967,155.359 | 304 |
| 西村 | | | | | | | | | | | 3,022,254.73 | 3,442,407.575 | 1,139 |
| 伊豆 | | | | | | | | | | | 197,126.80 | 46,984.088 | 238 |
| 松本 | | | | | | | | | | | 118,463.60 | 26,478.236 | 224 |
| 富士 | | | | | | | | | | | 306,179.30 | 68,632.943 | 224 |
| 富山 | | | | | | | | | | | 1,559,859.00 | 359,810.937 | 231 |
| その他甘柿 | | | | | | | | | | | 122,151.50 | 30,755.101 | 252 |
| 甘柿計 | | | | | | | | | | | 2,303,780.20 | 532,661.305 | 231 |
| 渋柿 | | | | | | | | | | | 717,969.00 | 164,282.199 | 229 |
| 西玉瓜 | | | | | | | | | | | 75,687.06 | 86,133.175 | 1,138 |
| 小室瓜 | | | | | | | | | | | 5,092,513.70 | 689,399.583 | 135 |
| 西瓜計 | | | | | | | | | | | 638,605.50 | 112,086.974 | 176 |
| 西メロン | | | | | | | | | | | 3,645.00 | 1,214.551 | 333 |
| プリンスメロン | | | | | | | | | | | 5,734,764.20 | 802,701.108 | 140 |
| アンデスメロン | | | | | | | | | | | 36,974.00 | 8,946.616 | 242 |
| その他メロン | | | | | | | | | | | 147,174.00 | 48,834.237 | 332 |
| オールスメロン | | | | | | | | | | | 541,870.00 | 163,476.937 | 302 |
| 赤肉メロン | | | | | | | | | | | 586,482.70 | 382,187.678 | 652 |
| もも | | | | | | | | | | | 344,662.40 | 149,184.526 | 433 |
| ネクター | | | | | | | | | | | 1,135,314.18 | 564,317.460 | 497 |
| すもも | | | | | | | | | | | 20,922.10 | 9,191.930 | 439 |
| 桜桃 | | | | | | | | | | | 160,979.04 | 90,993.190 | 565 |
| 枇杷 | | | | | 4.00 | 12.075 | 3.019 | | | | 106,881.52 | 159,831.669 | 1,495 |
| イチジク | | | | | | | | | | | 58,365.79 | 53,001.921 | 908 |
| 栗 | | | | | | | | | | | 193,813.65 | 115,806.932 | 598 |
| レモン | | | | | 253,412.00 | 71,721.398 | 283 | | | | 160,500.99 | 91,183.464 | 568 |
| グレープ | | | | | | | | | | | 1,285,227.09 | 305,308.754 | 238 |
| オレンジ | | | | | 306.00 | 64,953 | 212 | | | | 1,599,556.00 | 239,855.413 | 150 |
| バナナ | | | | | 508,573.00 | 78,190.961 | 154 | | | | 2,010,549.50 | 380,341.514 | 189 |
| 青バナナ | | | | | 53,690.00 | 7,054.280 | 131 | | | | 14,609,841.20 | 1,910,562.464 | 131 |
| バナナ計 | | | | | 562,263.00 | 85,245.241 | 152 | | | | 2,771,818.00 | 339,251.573 | 122 |
| パイナップル | | | | | | | | | | | 17,381,659.20 | 2,249,814.037 | 129 |
| 国内キーウイ | | | | | | | | | | | 1,987,475.55 | 334,362.297 | 168 |
| パイナップル | | | | | | | | | | | 1,022,668.50 | 481,785.972 | 471 |
| マングローブ | | | | | 60.00 | 19,128 | 319 | | | | 711,461.70 | 277,090.860 | 389 |
| その他輸入果実 | | 8,505.20 | 3,970.353 | 467 | 1,677,463.00 | 532,432.124 | 317 | | | | 19,252.50 | 11,579.840 | 601 |
| その他の果実 | | 167,208.40 | 44,990.100 | 269 | 891.40 | 348.568 | 391 | 1,302.40 | 1,790.830 | 1,375 | 656,399.47 | 251,520.638 | 383 |
| 果実計 | | 175,713.60 | 48,960.453 | 279 | 2,768,794.60 | 789,739.616 | 285 | 1,302.40 | 1,790.830 | 1,375 | 69,168,778.52 | 18,929,513.515 | 274 |

果実の品目別・月別取扱高表

| 品目 | 1月 | | | 2月 | | | 3月 | | | 4月 | | |
|---------|--------------|---------------|--------|--------------|---------------|--------|--------------|---------------|--------|--------------|---------------|-------|
| | 数量(kg) | 金額 | 平均@ | 数量(kg) | 金額 | 平均@ | 数量(kg) | 金額 | 平均@ | 数量(kg) | 金額 | 平均@ |
| ハ横 | | | | | | | | | | 236.60 | 445.263 | 1.882 |
| 早生温州 | 174,842.00 | 31,419,226 | 180 | 15,224.50 | 1,973,755 | 130 | 2,172.00 | 263,810 | 121 | | | |
| 普通温州 | 704,992.50 | 126,984,700 | 180 | 516,576.00 | 95,464,406 | 185 | 324,780.60 | 64,980,246 | 200 | 41,660.00 | 9,492,361 | 228 |
| 温州計 | 879,834.50 | 158,403,926 | 180 | 531,800.50 | 97,438,161 | 183 | 326,952.60 | 65,244,056 | 200 | 41,896.60 | 9,937,624 | 237 |
| 伊予 | 87,219.00 | 16,522,428 | 189 | 175,162.00 | 27,392,738 | 156 | 150,004.00 | 18,807,801 | 125 | 15,917.00 | 1,047,899 | 66 |
| 八朔 | 16,530.00 | 2,788,964 | 169 | 68,866.40 | 10,518,255 | 153 | 82,873.30 | 11,458,053 | 138 | 87,254.00 | 9,380,130 | 108 |
| 清見 | 34.00 | 3,759 | 111 | 3,634.00 | 461,257 | 127 | 60,235.00 | 9,581,500 | 159 | 117,989.00 | 19,783,526 | 168 |
| 甘夏 | 760.00 | 154,088 | 203 | 15,725.00 | 2,380,652 | 151 | 52,019.00 | 6,178,178 | 119 | 227,165.20 | 28,705,224 | 126 |
| 日向夏 | 2,217.30 | 698,789 | 315 | 1,902.38 | 711,296 | 374 | 8,229.90 | 2,330,247 | 283 | 19,631.08 | 3,818,502 | 195 |
| ネーブル | 14,554.50 | 2,512,513 | 173 | 18,294.00 | 2,735,362 | 150 | 15,785.00 | 2,160,602 | 137 | 4,182.00 | 506,675 | 121 |
| ホノカニ | 123,106.50 | 24,156,985 | 196 | 135,836.00 | 23,390,754 | 172 | 71,571.00 | 8,671,697 | 121 | 190.00 | 5,575 | 29 |
| デコボ | 37,407.50 | 17,046,437 | 456 | 79,170.20 | 28,460,080 | 359 | 108,608.00 | 30,164,970 | 278 | 84,390.30 | 21,938,843 | 260 |
| その他柑橘 | 67,489.35 | 27,300,819 | 405 | 141,806.40 | 49,084,182 | 346 | 357,526.80 | 80,021,446 | 224 | 106,718.25 | 19,558,695 | 183 |
| 柑橘計 | 1,229,152.65 | 249,588,708 | 203 | 1,172,196.88 | 242,572,737 | 207 | 1,233,804.60 | 234,618,550 | 190 | 705,333.43 | 114,682,693 | 163 |
| つが | | | | | | | | | | | | |
| サンふじ | 493,247.40 | 115,837,048 | 235 | 521,551.00 | 121,501,486 | 233 | 661,533.20 | 151,673,538 | 229 | 543,285.00 | 119,189,597 | 219 |
| ふじ | 2,900.00 | 665,281 | 229 | 26,160.00 | 10,437,536 | 399 | 390.00 | 110,195 | 283 | 6,530.00 | 1,810,725 | 277 |
| ジョナゴールド | 80,968.00 | 23,495,245 | 290 | 96,078.00 | 26,509,264 | 276 | 137,482.00 | 35,635,392 | 259 | 110,198.00 | 30,330,804 | 275 |
| 王林 | 116,646.00 | 23,824,391 | 204 | 110,009.20 | 23,087,772 | 210 | 149,111.00 | 27,687,431 | 186 | 97,100.00 | 19,824,170 | 204 |
| むつ | 20,360.00 | 4,842,999 | 238 | 9,450.00 | 2,325,446 | 246 | 19,611.00 | 5,211,640 | 266 | 4,060.00 | 1,989,119 | 490 |
| その他のリンゴ | 42,516.60 | 9,460,801 | 223 | 26,008.20 | 5,348,098 | 206 | 25,299.00 | 5,348,709 | 211 | 24,786.00 | 4,758,287 | 192 |
| リンゴ計 | 756,638.00 | 178,125,765 | 235 | 789,256.40 | 189,209,602 | 240 | 993,426.20 | 225,666,905 | 227 | 785,959.00 | 177,902,702 | 226 |
| デラウェア | | | | | | | | | | 946.80 | 2,906,699 | 3,070 |
| 巨峰 | | | | | | | | | | | | |
| ペリオー | | | | | | | | | | | | |
| 温室ぶどう | | | | | | | | | | 1.75 | 8,400 | 4,800 |
| ビオーネ | | | | | | | | | | | | |
| その他のぶどう | 14,550.60 | 6,172,533 | 424 | 29,964.30 | 13,005,371 | 434 | 38,305.90 | 15,176,788 | 396 | 39,855.50 | 13,615,570 | 342 |
| ぶどう計 | 14,550.60 | 6,172,533 | 424 | 29,964.30 | 13,005,371 | 434 | 38,305.90 | 15,176,788 | 396 | 40,804.05 | 16,530,669 | 405 |
| 二十世紀 | | | | | | | | | | | | |
| 幸水 | | | | | | | | | | | | |
| 豊高 | 1,125.00 | 143,767 | 128 | | | | | | | | | |
| 新興 | | | | | | | | | | | | |
| 晩三吉 | 12,280.00 | 2,592,295 | 211 | 4,120.00 | 939,822 | 228 | 210.00 | 8,820 | 42 | | | |
| その他赤梨 | 385.00 | 104,215 | 271 | | | | | | | | | |
| 西洋梨 | 5,927.40 | 1,719,049 | 290 | 675.20 | 202,599 | 300 | 1,560.00 | 518,988 | 333 | | | |
| 梨計 | 19,717.40 | 4,559,326 | 231 | 4,795.20 | 1,142,421 | 238 | 1,770.00 | 527,808 | 298 | | | |
| その他の莓 | 468,602.70 | 603,979,219 | 1,289 | 433,282.02 | 543,437,530 | 1,254 | 591,051.62 | 601,797,055 | 1,018 | 628,280.94 | 477,363,213 | 760 |
| 西村豆 | | | | | | | | | | | | |
| 伊豆 | | | | | | | | | | | | |
| 本柿 | | | | | | | | | | | | |
| 富山 | 94,510.50 | 26,955,535 | 285 | 103,755.00 | 29,639,418 | 286 | 441.00 | 65,310 | 148 | | | |
| その他の甘柿 | | | | | | | | | | | | |
| 甘柿 | 94,510.50 | 26,955,535 | 285 | 103,755.00 | 29,639,418 | 286 | 441.00 | 65,310 | 148 | | | |
| 渋柿 | 5,325.00 | 992,145 | 186 | 63.00 | 24,570 | 390 | | | | | | |
| 干柿 | 22,926.94 | 20,806,280 | 908 | 11,014.50 | 7,640,053 | 694 | 2,223.50 | 1,326,122 | 596 | | | |
| 西瓜 | 4,824.00 | 488,608 | 101 | 1,201.00 | 424,617 | 354 | 13,224.00 | 4,054,253 | 307 | 176,691.00 | 34,410,060 | 195 |
| 小玉西瓜 | 360.00 | 40,015 | 111 | | | | 1,016.00 | 606,952 | 597 | 10,638.00 | 4,481,236 | 421 |
| 温室西瓜 | 327.00 | 166,950 | 511 | 210.00 | 125,475 | 598 | 30.00 | 27,300 | 910 | 100.00 | 44,520 | 445 |
| 西瓜計 | 5,511.00 | 695,573 | 126 | 1,411.00 | 550,092 | 390 | 14,270.00 | 4,688,505 | 329 | 187,429.00 | 38,935,816 | 208 |
| プリンスメロン | | | | | | | | | | 3,336.00 | 1,277,339 | 383 |
| アンデスメロン | 680.00 | 66,706 | 98 | 1,502.00 | 365,960 | 244 | 2,468.00 | 651,922 | 264 | 23,585.00 | 10,899,350 | 462 |
| その他のメロン | 96.00 | 6,888 | 72 | 24.00 | 2,928 | 122 | 1,483.00 | 684,791 | 462 | 40,012.00 | 16,276,083 | 407 |
| アールスメロン | 27,253.40 | 24,689,194 | 906 | 21,814.40 | 29,818,740 | 1,367 | 26,687.80 | 34,129,511 | 1,279 | 30,489.80 | 28,434,668 | 933 |
| 赤肉メロン | 7,566.80 | 5,092,976 | 673 | 1,536.60 | 1,634,951 | 1,064 | 1,716.40 | 2,332,794 | 1,359 | 5,120.60 | 3,808,416 | 744 |
| もも | | | | | | | | | | | | |
| ネクタリン | | | | | | | | | | | | |
| すもも | | | | | | | | | | | | |
| 桜桃 | 7.40 | 130,725 | 17,666 | 10.16 | 197,925 | 19,481 | 16.14 | 280,035 | 17,350 | 887.85 | 3,491,299 | 3,932 |
| 枇杷 | | | | 5.00 | 29,085 | 5,817 | 669.00 | 1,955,348 | 2,923 | 5,790.80 | 10,694,762 | 1,847 |
| イチジク | | | | | | | | | | 10.00 | 23,099 | 2,310 |
| 栗 | | | | | | | | | | | | |
| レモン | 123,334.24 | 17,658,409 | 143 | 84,377.28 | 14,985,459 | 178 | 117,241.20 | 21,215,264 | 181 | 104,983.00 | 21,027,932 | 200 |
| グレープ | 100,983.00 | 15,169,854 | 150 | 76,612.00 | 11,828,632 | 154 | 121,587.00 | 19,288,848 | 159 | 110,330.00 | 18,195,489 | 165 |
| オレンジ | 80,784.00 | 14,620,412 | 181 | 83,135.00 | 14,758,168 | 178 | 138,828.00 | 25,189,226 | 181 | 175,913.00 | 32,753,629 | 186 |
| バナナ | 1,052,100.80 | 122,279,932 | 116 | 1,028,233.40 | 133,289,203 | 130 | 1,145,629.60 | 171,036,081 | 149 | 1,165,112.80 | 179,582,044 | 154 |
| 青バナナ | 104,858.00 | 11,090,388 | 106 | 103,765.00 | 12,458,348 | 120 | 336,906.00 | 46,027,794 | 137 | 275,585.00 | 41,218,288 | 150 |
| バナナ計 | 1,156,958.80 | 133,370,320 | 115 | 1,131,998.40 | 145,747,551 | 129 | 1,482,535.60 | 217,063,875 | 146 | 1,440,697.80 | 220,800,332 | 153 |
| パイナップル | 158,354.00 | 17,624,322 | 111 | 124,345.50 | 16,800,910 | 135 | 154,927.30 | 27,754,706 | 179 | 160,083.50 | 28,059,766 | 175 |
| キーウイ | 20,819.00 | 8,666,247 | 416 | 1,025.50 | 416,984 | 407 | 4,886.00 | 1,511,997 | 309 | 39,291.00 | 21,080,134 | 537 |
| 国内キーウイ | 161,837.70 | 57,545,016 | 356 | 126,739.25 | 42,770,102 | 337 | 150,650.60 | 51,316,321 | 341 | 55,680.00 | 16,758,499 | 301 |
| ハワイアイ | 1,191.00 | 775,832 | 651 | 1,198.00 | 815,306 | 681 | 1,459.00 | 955,878 | 655 | 1,670.00 | 1,051,213 | 629 |
| マンゴー | 3,215.00 | 1,880,971 | 585 | 3,275.60 | 1,994,714 | 609 | 7,090.25 | 6,266,630 | 884 | 9,132.80 | 18,208,703 | 1,994 |
| その他輸入果実 | 130,936.10 | 35,039,346 | 268 | 145,435.90 | 44,166,341 | 304 | 253,630.00 | 54,931,503 | 217 | 156,497.24 | 44,502,571 | 284 |
| その他の果実 | 79,038.72 | 24,360,894 | 308 | 54,522.55 | 16,629,586 | 305 | 75,199.11 | 23,915,068 | 318 | 82,903.45 | 27,011,189 | 326 |
| 果実計 | 4,669,989.95 | 1,448,573,196 | 310 | 4,403,295.44 | 1,370,185,136 | 311 | 5,416,367.22 | 1,573,310,760 | 290 | 4,794,220.56 | 1,349,769,566 | 282 |

果実の品目別・月別取扱高表

| 品目 | 5月 | | | 6月 | | | 7月 | | | 8月 | | |
|---------|--------------|---------------|-------|--------------|---------------|-------|--------------|---------------|-------|--------------|---------------|-------|
| | 数量(kg) | 金額 | 平均@ | 数量(kg) | 金額 | 平均@ | 数量(kg) | 金額 | 平均@ | 数量(kg) | 金額 | 平均@ |
| ハウスミカン | 26,864.40 | 31,550.004 | 1,174 | 86,669.65 | 67,720.229 | 781 | 109,806.05 | 84,398.013 | 769 | 134,593.16 | 83,909.110 | 623 |
| 早生温州 | | | | | | | | | | 192.00 | 10.836 | 56 |
| 早生温州 | | | | | | | | 20.00 | 1.050 | | | |
| 温州計 | 26,864.40 | 31,550.004 | 1,174 | 86,669.65 | 67,720.229 | 781 | 109,826.05 | 84,419.013 | 769 | 134,785.16 | 83,919.946 | 623 |
| 伊予柑 | | | | | | | | | | | | |
| 八洲 | 15,377.00 | 710.353 | 46 | | | | | | | | | |
| 清見 | 22,183.50 | 3,617.900 | 163 | | | | | | | | | |
| 夏柑 | 255,035.50 | 26,857.454 | 105 | 177,463.00 | 18,455.527 | 104 | 92,326.70 | 6,394.141 | 69 | 3,036.00 | 161.298 | 53 |
| 日向夏 | 46,241.60 | 5,546.787 | 120 | 6,196.00 | 690.217 | 111 | 3,110.00 | 214.626 | 69 | 130.00 | 10.931 | 84 |
| ネーブル | 863.00 | 133.897 | 155 | 510.00 | 129.990 | 255 | | 51.00 | 247 | | | |
| ポロン | | | | | | | | | | | | |
| デコボコ | 6,738.80 | 1,728.402 | 256 | | | | | | | | | |
| その他の柑橘 | 67,783.20 | 9,124.434 | 135 | 12,337.50 | 1,130.958 | 92 | 16,285.50 | 888.934 | 55 | 9,952.20 | 329.561 | 33 |
| 柑橘計 | 441,087.00 | 79,269.231 | 180 | 283,176.15 | 88,126.921 | 311 | 221,599.25 | 91,929.314 | 415 | 147,908.36 | 84,421.736 | 571 |
| つるむ | | | | | | | | | | 78,368.00 | 28,027.939 | 358 |
| サンビ | 307,688.00 | 67,636.994 | 220 | 13,990.00 | 2,309.747 | 165 | 180.00 | 30.072 | 167 | | | |
| ふじ | 109,420.00 | 37,622.446 | 344 | 175,402.00 | 58,015.415 | 331 | 148,869.00 | 47,572.213 | 320 | 30,951.00 | 10,308.056 | 333 |
| ジョナゴールド | 164,040.00 | 49,208.867 | 300 | 169,031.00 | 50,543.774 | 299 | 163,219.00 | 45,597.368 | 279 | 160,660.00 | 50,019.929 | 311 |
| 王林 | 106,080.00 | 22,751.404 | 214 | 90,290.00 | 18,768.049 | 208 | 71,776.00 | 15,075.123 | 210 | 4,140.00 | 1,107.813 | 268 |
| むつ | 1,890.00 | 1,142.453 | 604 | 2,450.00 | 967.032 | 395 | 3,190.00 | 1,391.859 | 436 | 31,800.00 | 15,614.434 | 491 |
| その他のリンゴ | 9,800.00 | 2,356.711 | 240 | 5,631.00 | 1,214.193 | 216 | 5,435.00 | 1,074.374 | 198 | 1,575.20 | 287.837 | 183 |
| リンゴ計 | 698,918.00 | 180,718.875 | 259 | 456,794.00 | 131,818.210 | 289 | 392,669.00 | 110,741.009 | 282 | 229,126.20 | 77,338.069 | 338 |
| デラウェア | 45,519.20 | 59,928.260 | 1,317 | 107,350.40 | 109,472.152 | 1,020 | 78,844.10 | 56,839.715 | 721 | 14,045.20 | 8,538.241 | 608 |
| 巨峰 | 7,817.10 | 16,452.832 | 2,105 | 46,717.00 | 66,504.459 | 1,424 | 113,029.40 | 128,836.550 | 1,140 | 256,993.30 | 175,434.855 | 683 |
| ベア | | | | | | | 7,012.60 | 4,467.734 | 637 | 76,355.20 | 35,054.278 | 459 |
| 温家宝 | 40.00 | 176.400 | 4,410 | 380.00 | 1,254.435 | 3,301 | 1,162.60 | 2,641.204 | 2,272 | 8,016.80 | 6,707.339 | 837 |
| ピオーネ | 382.20 | 911.610 | 2,385 | 6,872.70 | 10,526.338 | 1,532 | 21,035.60 | 26,800.681 | 1,274 | 54,421.40 | 46,494.944 | 854 |
| その他のぶどう | 48,354.10 | 15,271.905 | 316 | 39,476.20 | 13,684.024 | 347 | 33,145.68 | 19,080.508 | 576 | 71,883.26 | 44,049.827 | 613 |
| ぶどう計 | 102,112.60 | 92,741.007 | 908 | 200,796.30 | 201,441.408 | 1,003 | 254,229.98 | 238,666.392 | 939 | 481,715.16 | 316,279.484 | 657 |
| 二十世紀梨 | | | | | | | | | | 67,125.00 | 24,537.889 | 366 |
| 幸水 | | | | 145.00 | 177.976 | 1,227 | 230,201.00 | 107,338.799 | 466 | 741,189.50 | 239,016.063 | 322 |
| 豊水 | | | | | | | 231.00 | 77.744 | 337 | 458,536.50 | 139,668.667 | 305 |
| 新興 | | | | | | | | | | | | |
| 新吉梨 | | | | | | | | | | | | |
| 晩赤 | | | | | | | | | | | | |
| その他の洋梨 | | | | | | | 5,169.50 | 1,735.170 | 336 | 11,433.00 | 3,370.347 | 295 |
| 西梨計 | | | | | | | | | | 685.00 | 201.596 | 294 |
| その他の柿 | 244,458.83 | 179,786.231 | 735 | 37,734.52 | 36,946.588 | 979 | 235,601.50 | 109,151.713 | 463 | 1,278,969.00 | 406,794.562 | 318 |
| 西村豆 | | | | | | | | | | 5.00 | 630 | 126 |
| 伊豆本柿 | | | | | | | | | | | | |
| 富士 | | | | | | | | | | | | |
| 富山 | | | | | | | | | | | | |
| 有甘柿 | | | | | | | | | | 10.00 | 1.743 | 174 |
| 甘柿計 | | | | | | | | | | 15.00 | 2.373 | 158 |
| 渋柿 | | | | | | | 576.00 | 628.737 | 1,092 | 1,570.00 | 1,142.825 | 728 |
| 干柿 | | | | | | | | | | | | |
| 西瓜 | 661,785.60 | 96,904.342 | 146 | 798,382.00 | 118,011.254 | 148 | 1,985,558.50 | 251,256.909 | 127 | 1,259,088.10 | 153,738.472 | 122 |
| 小玉西瓜 | 86,115.00 | 20,399.690 | 237 | 218,190.00 | 40,288.491 | 185 | 212,425.50 | 30,135.155 | 142 | 93,885.00 | 13,351.150 | 142 |
| 西瓜計 | 747,900.60 | 117,304.032 | 157 | 1,016,572.00 | 158,299.745 | 156 | 2,197,984.00 | 281,392.064 | 128 | 1,352,973.10 | 167,089.622 | 123 |
| プリンスメロン | 28,388.00 | 6,777.489 | 239 | 5,250.00 | 891.788 | 170 | | | | | | |
| アンデスメロン | 84,334.00 | 27,824.225 | 330 | 30,433.00 | 8,352.771 | 274 | 2,472.00 | 480.386 | 194 | 600.00 | 45.360 | 76 |
| その他のメロン | 152,101.50 | 44,901.567 | 295 | 129,457.00 | 37,025.149 | 286 | 99,521.00 | 29,373.837 | 295 | 104,030.50 | 31,114.416 | 299 |
| アールスメロン | 50,328.10 | 32,461.822 | 645 | 45,508.10 | 26,759.891 | 588 | 70,821.00 | 36,422.088 | 514 | 73,584.60 | 32,982.235 | 448 |
| 赤肉メロン | 37,992.50 | 15,499.257 | 408 | 41,342.10 | 15,432.366 | 373 | 43,548.10 | 20,461.631 | 470 | 92,922.50 | 34,559.042 | 372 |
| もも | 16,627.55 | 18,374.455 | 1,105 | 114,567.29 | 78,085.014 | 682 | 335,412.79 | 171,699.814 | 512 | 565,809.05 | 247,456.372 | 437 |
| ネクタリン | | | | 975.00 | 426.807 | 438 | 8,269.20 | 3,643.173 | 441 | 8,803.60 | 3,890.089 | 442 |
| すもも | 7,265.90 | 5,792.131 | 797 | 82,175.55 | 44,128.345 | 537 | 45,235.79 | 25,722.549 | 569 | 17,967.00 | 10,412.022 | 580 |
| 桜桃 | 28,978.82 | 39,828.977 | 1,374 | 40,062.85 | 62,990.389 | 1,572 | 35,398.90 | 51,009.444 | 1,441 | 1,374.20 | 1,573.175 | 1,145 |
| 枇杷 | 18,507.65 | 20,443.569 | 1,105 | 32,782.29 | 19,515.562 | 595 | 611.05 | 363.595 | 595 | | | |
| イチジク | 735.40 | 1,259.216 | 1,712 | 2,567.60 | 3,897.274 | 1,518 | 7,332.45 | 7,238.035 | 987 | 87,464.40 | 41,096.119 | 470 |
| 栗 | | | | | | | | | | 16,636.00 | 12,695.266 | 763 |
| レモン | 111,672.95 | 26,972.273 | 242 | 113,816.50 | 26,985.598 | 237 | 128,103.00 | 33,029.941 | 258 | 120,778.00 | 36,603.659 | 303 |
| グレープ | 219,705.00 | 35,279.298 | 161 | 139,901.00 | 20,882.543 | 149 | 200,010.00 | 25,739.493 | 129 | 178,915.00 | 23,540.314 | 132 |
| オレンジ | 316,366.50 | 63,278.618 | 200 | 312,434.00 | 58,515.814 | 187 | 235,425.00 | 42,663.985 | 181 | 248,639.00 | 45,024.678 | 181 |
| バナナ | 1,289,705.50 | 194,239.434 | 151 | 1,412,578.70 | 193,304.443 | 137 | 1,270,613.20 | 169,277.459 | 133 | 1,329,867.00 | 161,422.645 | 121 |
| 青バナナ | 233,987.00 | 35,192.771 | 150 | 285,140.00 | 38,232.791 | 134 | 272,426.00 | 33,432.852 | 123 | 264,205.00 | 28,285.520 | 107 |
| バナナ計 | 1,523,692.50 | 229,432.205 | 151 | 1,697,718.70 | 231,537.234 | 136 | 1,543,039.20 | 202,710.311 | 131 | 1,594,072.00 | 189,708.165 | 119 |
| パイナップル | 174,818.80 | 33,019.159 | 189 | 162,524.90 | 30,438.359 | 187 | 201,589.80 | 36,275.831 | 180 | 205,271.65 | 36,948.124 | 180 |
| キーウイ | 126,574.00 | 63,906.273 | 505 | 144,685.50 | 71,972.638 | 497 | 182,786.00 | 92,549.259 | 506 | 142,198.50 | 67,389.188 | 474 |
| 国内キーウイ | 3,640.35 | 1,128.715 | 310 | 723.30 | 249.674 | 345 | 1,259.40 | 382.858 | 304 | 353.60 | 94.961 | 269 |
| ハワイアン | 1,752.00 | 1,052.128 | 601 | 1,516.00 | 925.337 | 610 | 1,781.00 | 1,052.716 | 591 | 1,509.00 | 903.690 | 599 |
| マニゴー | 22,660.65 | 30,344.812 | 1,339 | 22,448.30 | 27,511.757 | 1,226 | 23,057.75 | 25,934.981 | 1,125 | 8,383.95 | 5,226.029 | 623 |
| その他輸入果実 | 196,571.31 | 60,278.338 | 307 | 172,644.10 | 59,693.115 | 346 | 174,768.70 | 68,924.714 | 394 | 133,985.10 | 60,615.248 | 452 |
| その他の果実 | 47,878.80 | 18,141.964 | 379 | 65,089.73 | 27,416.009 | 421 | 54,972.48 | 27,152.328 | 494 | 42,029.42 | 22,738.115 | 541 |
| 果実計 | 5,405,069.31 | 1,425,815.867 | 264 | 5,353,840.78 | 1,470,444.282 | 275 | 6,738,983.64 | 1,781,719.190 | 264 | 7,251,660.99 | 2,027,023.683 | 280 |

果実の品目別・月別取扱高表

| 品目 | 9月 | | | 10月 | | | 11月 | | | 12月 | | |
|----------|--------------|---------------|-------|--------------|---------------|-------|--------------|---------------|-------|--------------|---------------|-------|
| | 数量(kg) | 金額 | 平均@ | 数量(kg) | 金額 | 平均@ | 数量(kg) | 金額 | 平均@ | 数量(kg) | 金額 | 平均@ |
| ハウスミカン | 124,460.78 | 54,418,305 | 437 | 8,626.00 | 758,408 | 88 | | | | 690.00 | 71,275 | 103 |
| 早生温州 | 290,591.45 | 46,199,775 | 159 | 1,256,476.20 | 171,653,509 | 137 | 556,621.20 | 64,541,661 | 116 | 13,669.00 | 1,153,465 | 84 |
| 普通温州 | 200.00 | 11,760 | 59 | 78,366.00 | 20,248,075 | 258 | 1,153,521.50 | 207,509,403 | 180 | 1,421,901.10 | 239,888,630 | 169 |
| 温州計 | 415,252.23 | 100,629,840 | 242 | 1,345,055.20 | 192,836,774 | 143 | 1,710,542.70 | 272,062,614 | 159 | 1,951,763.10 | 339,075,896 | 174 |
| 伊予柑 | | | | | | | | | | 4,505.00 | 998,442 | 222 |
| 八清柑 | | | | | | | | | | 600.00 | 125,832 | 210 |
| 日向夏 | | | | | | | 295.50 | 187,110 | 633 | 1,527.50 | 817,320 | 535 |
| ネーブル | | | | | | | | | | 6,407.00 | 1,997,006 | 312 |
| デコポン | | | | | | | 2,066.70 | 1,894,149 | 917 | 36,391.20 | 20,387,178 | 560 |
| その他の柑橘 | 154,990.30 | 12,965,892 | 84 | 787.00 | 377,989 | 480 | 7,132.50 | 4,756,268 | 667 | 87,205.75 | 29,565,812 | 339 |
| 柑橘計 | 570,242.53 | 113,595,732 | 199 | 1,345,842.20 | 193,214,763 | 144 | 1,720,037.40 | 278,900,141 | 162 | 2,155,771.55 | 408,355,293 | 189 |
| つばき | 628,869.40 | 166,882,000 | 266 | 443,820.60 | 94,066,252 | 212 | 48.00 | 9,902 | 206 | | | |
| さくらんぼ | | | | 490.00 | 167,633 | 342 | 256,781.00 | 83,850,426 | 327 | 565,565.00 | 163,974,421 | 290 |
| ふじ | | | | 400.00 | 76,085 | 190 | 9,470.00 | 2,378,437 | 251 | 14,514.00 | 30,312.124 | 214 |
| ジョナゴールド | 760.00 | 208,740 | 275 | 55,955.00 | 15,058,741 | 269 | 164,492.00 | 44,997,229 | 274 | 92,566.00 | 28,566,577 | 309 |
| 王林 | | | | 7,070.00 | 1,158,392 | 164 | 70,441.60 | 17,959,795 | 255 | 99,910.00 | 27,391,946 | 274 |
| むつ | 1,460.00 | 351,225 | 241 | 80.00 | 50,400 | 630 | 775.00 | 384,313 | 496 | 18,725.00 | 5,525,199 | 295 |
| その他のリンゴ | 133,193.00 | 34,342,514 | 258 | 606,469.50 | 166,609,210 | 275 | 439,784.00 | 117,462,921 | 267 | 53,132.00 | 13,330,445 | 251 |
| リンゴ計 | 135,413.00 | 34,902,479 | 258 | 670,464.50 | 183,120,461 | 273 | 941,743.60 | 267,033,121 | 284 | 844,412.00 | 241,891,712 | 286 |
| デラウェア | 1,213.40 | 1,092,431 | 900 | 4.80 | 378 | 79 | | | | | | |
| 巨峰 | 180,430.11 | 110,287,905 | 611 | 42,015.90 | 30,432,144 | 724 | 15,469.40 | 14,334,578 | 927 | 514.90 | 296,234 | 575 |
| ベリオー | 4,454.40 | 1,462,040 | 328 | 324.50 | 135,797 | 418 | | | | | | |
| 温家宝 | 6,155.70 | 4,515,628 | 734 | 3,841.10 | 3,526,930 | 918 | 2,625.60 | 2,331,013 | 888 | 2,383.20 | 1,897,939 | 796 |
| ピオーネ | 88,156.50 | 66,560,719 | 755 | 76,305.00 | 49,242,735 | 645 | 2,152.40 | 1,752,400 | 814 | 13.30 | 18,354 | 1,380 |
| その他のぶどう | 60,447.85 | 49,747,727 | 823 | 45,708.85 | 26,646,641 | 583 | 43,994.70 | 18,694,669 | 425 | 74,588.60 | 26,923,478 | 361 |
| ぶどう計 | 340,857.96 | 233,666,450 | 686 | 168,200.15 | 109,984,625 | 654 | 64,242.10 | 37,112,660 | 578 | 77,500.00 | 29,136,005 | 376 |
| 二十世紀 | 72,250.00 | 18,321,795 | 254 | 6,430.00 | 1,349,747 | 210 | 10.00 | 1,050 | 105 | | | |
| 二世 | 630.00 | 147,129 | 234 | | | | | | | | | |
| 豊水 | 605,046.00 | 157,679,598 | 261 | 4,520.00 | 1,371,151 | 303 | 905.00 | 290,798 | 321 | | | |
| 新高 | 84,354.50 | 21,133,506 | 251 | 292,261.00 | 70,732,543 | 242 | 4,800.00 | 1,148,679 | 239 | 10,000.00 | 4,221,000 | 422 |
| 新三吉 | | | | 123,419.00 | 35,126,604 | 285 | 79,410.00 | 21,570,667 | 272 | 304.00 | 5,022 | 165 |
| 晩熟 | | | | | | | 400.00 | 84,032 | 210 | 29,660.00 | 6,719,046 | 227 |
| その他の赤洋梨 | 85,685.50 | 24,648,766 | 288 | 23,530.00 | 9,269,593 | 394 | 19,478.00 | 5,897,580 | 303 | 21,899.90 | 5,839,029 | 267 |
| 西梨計 | 13,883.40 | 4,753,092 | 342 | 38,446.00 | 12,470,532 | 324 | 72,573.80 | 24,927,077 | 343 | 49,405.00 | 17,048,517 | 345 |
| その他の莓 | 861,849.40 | 226,683,886 | 263 | 488,606.00 | 130,320,170 | 267 | 177,576.80 | 53,919,883 | 304 | 111,268.90 | 33,877,614 | 304 |
| 西村豆 | 38,142.10 | 42,880,965 | 1,124 | 45,837.00 | 52,050,071 | 1,136 | 109,092.88 | 160,048,993 | 1,467 | 349,173.72 | 656,427,912 | 1,880 |
| 伊豆本 | 99,828.00 | 26,575,965 | 266 | 97,293.80 | 20,407,493 | 210 | | | | | | |
| 松富 | 620.00 | 77,260 | 125 | 117,823.60 | 26,400,179 | 224 | 20.00 | 797 | 40 | | | |
| 有他甘柿 | | | | 209,131.80 | 48,499,127 | 232 | 97,047.50 | 20,133,816 | 207 | | | |
| 甘柿 | 11,428.00 | 2,637,987 | 231 | 4,434.00 | 642,609 | 145 | 842,184.60 | 182,536,805 | 217 | 514,533.90 | 119,971,260 | 233 |
| 洪柿 | 111,876.00 | 29,291,212 | 262 | 94,740.50 | 24,442,499 | 258 | 14,618.00 | 3,450,570 | 236 | 1,355.00 | 222,302 | 164 |
| 千柿 | 81,986.50 | 27,602,910 | 337 | 523,423.70 | 120,391,907 | 230 | 953,870.10 | 206,121,988 | 216 | 515,888.90 | 120,193,562 | 233 |
| 西瓜 | 150,093.00 | 23,498,523 | 157 | 221,546.90 | 58,101,224 | 262 | 349,668.20 | 65,190,539 | 186 | 57,233.40 | 10,599,249 | 185 |
| 小温瓜 | 5,952.00 | 1,067,633 | 179 | 588.92 | 1,309,569 | 2,224 | 3,709.49 | 4,636,774 | 1,250 | 35,223.71 | 50,414,377 | 1,431 |
| 西瓜計 | 156,045.00 | 24,566,156 | 157 | 18,977.00 | 2,719,339 | 143 | 12,311.50 | 2,062,815 | 168 | 10,378.00 | 1,830,391 | 176 |
| プリンスメロン | | | | 6,980.00 | 1,295,641 | 186 | 1,706.00 | 244,331 | 143 | 1,338.00 | 176,680 | 132 |
| アンデスメロン | | | | 460.00 | 111,090 | 242 | 1,478.00 | 380,217 | 257 | 1,040.00 | 358,999 | 345 |
| その他のメロン | 11,435.00 | 3,340,223 | 292 | 26,417.00 | 4,126,070 | 156 | 15,495.50 | 2,687,363 | 173 | 12,756.00 | 2,366,070 | 185 |
| アルスメロン | 63,024.60 | 27,562,328 | 437 | 1,040.00 | 351,425 | 338 | 569.00 | 92,248 | 162 | 2,101.00 | 307,382 | 146 |
| 赤肉メロン | 41,348.00 | 15,977,417 | 386 | 46,282.80 | 26,073,832 | 563 | 62,586.20 | 31,533,166 | 504 | 68,101.90 | 51,320,203 | 754 |
| もも | 100,168.50 | 47,404,077 | 473 | 31,327.00 | 13,947,059 | 445 | 19,115.80 | 8,847,253 | 463 | 21,126.00 | 11,591,364 | 549 |
| ネクタリン | 2,874.30 | 1,231,861 | 429 | 2,489.00 | 1,103,688 | 443 | 240.00 | 194,040 | 808 | | | |
| すもも | 7,633.20 | 4,647,640 | 609 | 701.60 | 290,503 | 414 | | | | | | |
| 桜桃 | | | | | | | | | | 145.20 | 329,700 | 2,271 |
| イチジク | 61,660.20 | 39,934,767 | 648 | 32,056.40 | 21,011,313 | 655 | 1,895.60 | 1,295,701 | 684 | 91.60 | 51,408 | 561 |
| 栗 | 86,389.19 | 47,880,211 | 554 | 52,735.60 | 27,335,404 | 518 | 4,395.50 | 3,075,597 | 700 | 344.70 | 196,986 | 571 |
| レモン | 86,463.70 | 27,051,631 | 313 | 81,749.80 | 23,601,262 | 289 | 74,899.64 | 20,389,686 | 272 | 137,807.78 | 35,787,640 | 260 |
| グレープ | 115,836.00 | 15,876,865 | 137 | 82,338.00 | 10,903,496 | 132 | 71,386.00 | 11,050,791 | 155 | 181,953.00 | 32,099,790 | 176 |
| オレンジ | 118,493.00 | 23,331,512 | 197 | 99,772.00 | 19,682,984 | 197 | 81,814.00 | 16,333,698 | 200 | 118,946.00 | 24,188,790 | 203 |
| バナナ | 1,174,892.10 | 142,493,670 | 121 | 1,271,897.30 | 160,840,380 | 126 | 1,255,455.60 | 148,303,912 | 118 | 1,213,755.20 | 134,493,261 | 111 |
| 青バナナ | 214,682.00 | 22,302,243 | 104 | 212,732.00 | 24,254,181 | 114 | 252,694.00 | 26,211,582 | 104 | 214,838.00 | 20,544,815 | 96 |
| バナナ計 | 1,389,574.10 | 164,795,913 | 119 | 1,484,629.30 | 185,094,561 | 125 | 1,508,149.60 | 174,515,494 | 116 | 1,428,593.20 | 155,038,076 | 109 |
| パイナップル | 147,246.20 | 27,150,561 | 184 | 122,669.50 | 23,857,506 | 194 | 154,165.90 | 25,822,442 | 167 | 221,478.50 | 30,610,611 | 138 |
| キーウイ | 116,573.00 | 52,931,247 | 454 | 112,170.00 | 46,395,300 | 414 | 93,370.00 | 38,942,623 | 417 | 38,290.00 | 16,024,082 | 418 |
| 国内キーウイ | 1,689.70 | 1,250,509 | 740 | 80,216.90 | 47,943,342 | 598 | 32,055.30 | 15,258,849 | 476 | 96,615.30 | 42,392,014 | 439 |
| ハワイアン | 1,844.00 | 1,185,820 | 643 | 1,503.50 | 859,962 | 572 | 1,734.50 | 999,098 | 576 | 2,094.50 | 1,002,860 | 479 |
| マニゴー | 4,020.15 | 2,289,975 | 570 | 3,006.00 | 1,798,651 | 598 | 3,341.00 | 2,020,975 | 605 | 2,367.00 | 1,674,028 | 707 |
| その他の輸入果実 | 159,656.80 | 63,165,848 | 396 | 148,868.50 | 60,220,024 | 405 | 136,512.15 | 53,995,059 | 396 | 160,972.90 | 58,228,362 | 362 |
| その他の果実 | 35,014.49 | 16,761,732 | 479 | 30,933.15 | 16,252,064 | 525 | 41,298.57 | 15,343,929 | 372 | 47,519.00 | 15,797,760 | 332 |
| 果実計 | 5,474,226.02 | 1,483,841,927 | 271 | 6,349,236.02 | 1,473,407,488 | 232 | 6,623,162.83 | 1,495,392,038 | 226 | 6,688,725.76 | 2,030,030,382 | 304 |

果実の品目別・月別取扱高表

| 品目 | 月 | 合計 | | |
|---------|---|---------------|----------------|-------|
| | | 数量(kg) | 金額 | 平均@ |
| ハウスミカン | | 491,946.64 | 323,270.607 | 657 |
| 極早生 | | 2,117,549.85 | 283,559.246 | 134 |
| 早生温州 | | 2,846,047.10 | 501,323.899 | 176 |
| 普通温州 | | 2,105,699.10 | 395,084.331 | 188 |
| 温州計 | | 7,561,242.89 | 1,503,238.083 | 199 |
| 伊予柑 | | 432,807.00 | 64,769.308 | 150 |
| 八清朔 | | 271,500.70 | 34,981.587 | 129 |
| 清見 | | 204,075.50 | 33,447.942 | 164 |
| 甘夏柑 | | 823,530.40 | 89,286.562 | 108 |
| 日向夏 | | 89,481.26 | 15,025.825 | 168 |
| ネーブル | | 60,646.50 | 10,188.645 | 168 |
| ボンカン | | 398,075.50 | 71,612.818 | 180 |
| デコボ | | 354,772.70 | 121,620.059 | 343 |
| その他の柑橘 | | 1,030,019.75 | 235,104.990 | 228 |
| 柑橘計 | | 11,226,152.00 | 2,179,275.819 | 194 |
| つがる | | 1,149,106.00 | 288,986.093 | 251 |
| サンふじ | | 3,364,310.60 | 826,170.962 | 246 |
| ふじ | | 525,006.00 | 172,099.513 | 328 |
| ジョナゴールド | | 1,395,449.00 | 400,171.930 | 287 |
| 王林 | | 922,573.80 | 198,636.286 | 215 |
| むつ | | 113,851.00 | 39,796.119 | 350 |
| その他のリンゴ | | 1,373,629.50 | 361,594.100 | 263 |
| リンゴ計 | | 7,694,819.90 | 1,998,468.910 | 260 |
| デラウエア | | 247,923.90 | 238,777.876 | 963 |
| 巨峰 | | 662,987.11 | 542,579.557 | 818 |
| ベリーA | | 88,146.70 | 41,119.849 | 466 |
| 温室ぶどう | | 24,605.00 | 23,050.888 | 937 |
| ピオーネ | | 249,340.85 | 202,316.181 | 811 |
| その他のぶどう | | 540,275.54 | 262,069.041 | 485 |
| ぶどう計 | | 1,813,279.10 | 1,309,913.392 | 722 |
| 二十世紀 | | 145,815.00 | 44,210.481 | 303 |
| 幸水 | | 972,165.50 | 346,679.967 | 357 |
| 豊水 | | 1,069,238.50 | 299,087.958 | 280 |
| 新高高 | | 392,540.50 | 97,379.495 | 248 |
| 新興 | | 203,133.00 | 56,747.293 | 279 |
| 晩三吉 | | 46,670.00 | 10,344.015 | 222 |
| その他の赤梨 | | 167,580.90 | 50,864.700 | 304 |
| 西洋梨 | | 183,155.80 | 61,841.450 | 338 |
| 西洋梨計 | | 3,180,299.20 | 967,155.359 | 304 |
| その他の莓 | | 3,022,254.73 | 3,442,407.575 | 1,139 |
| 西村 | | 197,126.80 | 46,984.088 | 238 |
| 伊豆 | | 118,463.60 | 26,478.236 | 224 |
| 松本 | | 306,179.30 | 68,632.943 | 224 |
| 富有柿 | | 1,559,859.00 | 359,810.937 | 231 |
| その他の甘柿 | | 122,151.50 | 30,755.101 | 252 |
| 甘柿計 | | 2,303,780.20 | 532,661.305 | 231 |
| 渋柿 | | 717,969.00 | 164,282.199 | 229 |
| 干柿 | | 75,687.06 | 86,133.175 | 1,138 |
| 西瓜 | | 5,092,513.70 | 689,399.583 | 135 |
| 小玉西瓜 | | 638,605.50 | 112,086.974 | 176 |
| 温室西瓜 | | 3,645.00 | 1,214.551 | 333 |
| 西瓜計 | | 5,734,764.20 | 802,701.108 | 140 |
| プリンスメロン | | 36,974.00 | 8,946.616 | 242 |
| アンデスメロン | | 147,174.00 | 48,834.237 | 332 |
| その他のメロン | | 541,870.00 | 163,476.937 | 302 |
| アールスメロン | | 586,482.70 | 382,187.678 | 652 |
| 赤肉メロン | | 344,662.40 | 149,184.526 | 433 |
| もも | | 1,135,314.18 | 564,317.460 | 497 |
| ネクタリン | | 20,922.10 | 9,191.930 | 439 |
| すもも | | 160,979.04 | 90,993.190 | 565 |
| 桜桃 | | 106,881.52 | 159,831.669 | 1,495 |
| 枇杷 | | 58,365.79 | 53,001.921 | 908 |
| イチジク | | 193,813.65 | 115,806.932 | 598 |
| 栗 | | 160,500.99 | 91,183.464 | 568 |
| レモン | | 1,285,227.09 | 305,308.754 | 238 |
| グレープ | | 1,599,556.00 | 239,855.413 | 150 |
| オレング | | 2,010,549.50 | 380,341.514 | 189 |
| バナナ | | 14,609,841.20 | 1,910,562.464 | 131 |
| 青バナナ | | 2,771,818.00 | 339,251.573 | 122 |
| バナナ計 | | 17,381,659.20 | 2,249,814.037 | 129 |
| パイナップル | | 1,987,475.55 | 334,362.297 | 168 |
| キーウイ | | 1,022,668.50 | 481,785.972 | 471 |
| 国内キーウイ | | 711,461.70 | 277,090.860 | 389 |
| パイナップル | | 19,252.50 | 11,579.840 | 601 |
| マンゴー | | 111,998.45 | 125,152.226 | 1,117 |
| その他輸入果実 | | 1,970,478.80 | 663,760.469 | 337 |
| その他の果実 | | 656,399.47 | 251,520.638 | 383 |
| 果実計 | | 69,168,778.52 | 18,929,513.515 | 274 |

平成25年 開設区域内外への出荷割合(推計)

