

野菜の品目別取扱高／前年対比表

品名	26年実績			25年実績			増減		前年比(%)		
	数量 kg	金額	平均@	数量 kg	金額	平均@	数量 kg	金額	数量	金額	@
大根	17,544,511.82	1,042,779,046	59.44	18,347,093.04	1,196,063,301	65.19	-802,581.22	-153,284,255	96	87	91
かぼ	759,627.97	59,805,635	78.73	780,343.77	65,553,565	84.01	-20,715.80	-5,747,930	97	91	94
人参	12,127,298.94	1,260,457,843	103.94	12,596,657.99	1,519,822,001	120.65	-469,359.05	-259,364,158	96	83	86
ごぼう	2,229,231.71	535,137,081	240.05	2,477,749.42	451,379,207	182.17	-248,517.71	83,757,874	90	119	132
れんこん	1,218,981.80	509,849,104	418.26	1,295,332.04	471,919,196	364.32	-76,350.24	37,929,908	94	108	115
たけのこ	122,683.25	51,417,512	419.11	140,441.95	52,241,251	371.98	-17,758.70	-823,739	87	98	113
ゆで筍	65,181.19	38,078,020	584.19	48,608.74	34,132,492	702.19	16,572.45	3,945,528	134	112	83
その他根菜類	470,806.43	47,263,802	100.39	770,495.27	67,382,940	87.45	-299,688.84	-20,119,138	61	70	115
根菜類計	34,538,323.11	3,544,788,043	102.63	36,456,722.22	3,858,493,953	105.84	-1,918,399.11	-313,705,910	95	92	97
白菜	42,448,401.00	2,365,936,808	55.74	40,730,795.00	2,387,922,265	58.63	1,717,606.00	-21,985,457	104	99	95
キャベツ	30,174,656.80	2,431,807,663	80.59	30,369,041.90	2,720,364,609	89.58	-194,385.10	-288,556,946	99	89	90
グリーンボール	1,929,752.00	188,219,320	97.54	1,779,275.00	178,862,361	100.53	150,477.00	9,356,959	108	105	97
キャベツ計	32,104,408.80	2,620,026,983	81.61	32,148,316.90	2,899,226,970	90.18	-43,908.10	-279,199,987	100	90	91
春菊	570,702.80	268,255,935	470.04	565,512.70	285,270,980	504.45	5,190.10	-17,015,045	101	94	93
ほうれん草	1,541,325.19	677,236,811	439.39	1,354,180.07	665,171,922	491.20	187,145.12	12,064,889	114	102	89
青葱	1,210,081.34	825,885,475	682.50	1,264,650.63	884,036,402	699.04	-54,569.29	-58,150,927	96	93	98
分葱	9,230.10	7,049,880	763.79	9,086.05	6,518,953	717.47	144.05	530,927	102	108	106
白葱	2,908,824.45	876,266,917	301.24	2,964,936.62	893,712,876	301.43	-56,112.17	-17,445,959	98	98	100
ふき	73,159.59	19,119,636	261.34	89,175.20	20,196,032	226.48	-16,015.61	-1,076,396	82	95	115
つわ	44,943.10	25,838,556	574.92	51,634.32	27,802,962	538.46	-6,691.22	-1,964,406	87	93	107
みつば	185,130.95	87,111,177	470.54	172,551.05	97,115,791	562.82	12,579.90	-10,004,614	107	90	84
にら	1,507,163.75	702,172,671	465.89	1,555,270.25	690,961,118	444.27	-48,106.50	11,211,553	97	102	105
かつお菜	92,443.45	25,658,386	277.56	115,000.86	31,452,979	273.50	-22,557.41	-5,794,593	80	82	101
水菜	795,375.20	318,764,090	400.77	788,676.45	332,871,912	422.06	6,698.75	-14,107,822	101	96	95
小松菜	1,170,238.40	322,102,677	275.25	1,028,383.34	325,931,915	316.94	141,855.06	-3,829,238	114	99	87
その他葉類	70,835.87	15,477,398	218.50	82,594.20	18,518,215	224.21	-11,758.33	-3,040,817	86	84	97
レタス	13,246,657.70	1,783,535,629	134.64	12,784,860.60	1,866,500,809	145.99	461,797.10	-82,965,180	104	96	92
サニーレタス	1,082,284.50	283,405,930	261.86	941,297.10	271,150,361	288.06	140,987.40	12,255,569	115	105	91
グリーンリーフ	923,862.20	253,254,507	274.13	790,311.10	228,703,478	289.38	133,551.10	24,551,029	117	111	95
セルリー	734,871.90	174,318,405	237.21	739,709.60	177,395,132	239.82	-4,837.70	-3,076,727	99	98	99
カリフラワー	387,941.50	54,617,269	140.79	331,444.35	52,420,116	158.16	56,497.15	2,197,153	117	104	89
ブロッコリー	2,432,583.18	717,355,197	294.89	2,237,412.76	711,328,233	317.92	195,170.42	6,026,964	109	101	93
アスパラ	636,819.34	691,436,099	1,085.76	625,437.56	659,058,188	1,053.76	11,381.78	32,377,911	102	105	103
パセリ	96,239.66	98,024,783	1,018.55	101,420.04	123,470,707	1,217.42	-5,180.38	-25,445,924	95	79	84
チンゲンサイ	411,282.96	127,645,311	310.36	365,732.92	116,824,294	319.43	45,550.04	10,821,017	112	109	97
中国野菜	36,360.85	23,624,672	649.73	32,950.05	23,262,210	705.98	3,410.80	362,462	110	102	92
サラダ菜	100,733.90	58,428,718	580.03	100,702.70	64,849,766	643.97	31.20	-6,421,048	100	90	90
その他葉菜類	1,645,076.99	888,635,630	540.18	2,393,224.35	1,276,162,613	533.24	-748,147.36	-387,526,983	69	70	101
葉菜類計	106,466,978.67	14,311,185,550	134.42	104,365,266.77	15,137,837,199	145.05	2,101,711.90	-826,651,649	102	95	93
茄子	4,634,818.53	1,343,101,094	289.79	4,942,612.74	1,336,536,487	270.41	-307,794.21	6,564,607	94	100	107
トマト	8,993,618.76	2,558,900,765	284.52	8,672,962.74	2,750,068,761	317.09	320,656.02	-191,167,996	104	93	90
きゅうり	8,063,772.32	2,072,135,662	256.97	8,653,520.20	2,173,582,212	251.18	-589,747.88	-101,446,550	93	95	102
南瓜	5,519,356.30	985,232,951	178.51	6,319,065.00	782,966,129	123.91	-799,708.70	202,266,822	87	126	144
白瓜	97,701.80	9,733,123	99.62	132,035.00	9,398,396	71.18	-34,333.20	334,727	74	104	140
ピーマン	2,380,998.10	833,170,936	349.93	2,327,764.67	901,401,326	387.24	53,233.43	-68,230,390	102	92	90
パプリカ	506,372.23	312,399,296	616.94	496,317.10	312,436,748	629.51	10,055.13	-37,452	102	100	98
ししとう	138,245.51	147,835,045	1,069.37	128,492.61	144,325,734	1,123.22	9,752.90	3,509,311	108	102	95
オクラ	472,963.88	336,378,586	711.21	514,986.12	313,462,772	608.68	-42,022.24	22,915,814	92	107	117
どうもろこし	970,114.69	204,029,667	210.31	959,450.70	194,154,206	202.36	10,663.99	9,875,461	101	105	104
米ナス	114,087.53	38,406,703	336.64	130,904.10	39,975,666	305.38	-16,816.57	-1,568,963	87	96	110
ミニトマト	1,921,994.57	1,034,118,275	538.04	1,860,317.56	1,105,025,162	594.00	61,677.01	-70,906,887	103	94	91
ゴーヤ	342,845.50	96,227,400	280.67	435,908.31	112,850,890	258.89	-93,062.81	-16,623,490	79	85	108
その他果菜類	393,696.15	123,519,644	313.74	438,713.27	152,991,661	348.73	-45,017.12	-29,472,017	90	81	90
果菜類計	34,550,585.87	10,095,189,147	292.19	36,013,050.12	10,329,176,150	286.82	-1,462,464.25	-233,987,003	96	98	102

野菜の品目別取扱高 / 前年対比表

品名	26 年 実 績			25 年 実 績			増 減		前年比(%)		
	数量 kg	金額	平均@	数量 kg	金額	平均@	数量 kg	金額	数量	金額	@
いんげん	199,643.30	148,462,922	743.64	210,406.64	165,426,367	786.22	-10,763.34	-16,963,445	95	90	95
きぬさや	37,043.03	54,167,590	1,462.29	44,859.17	54,362,834	1,211.86	-7,816.14	-195,244	83	100	121
スナックえんどう	106,847.13	84,102,551	787.13	111,600.64	86,020,104	770.79	-4,753.51	-1,917,553	96	98	102
実えんどう	126,235.36	71,446,740	565.98	136,327.40	73,882,518	541.95	-10,092.04	-2,435,778	93	97	104
そら豆	116,867.80	44,142,591	377.71	121,744.42	46,773,343	384.19	-4,876.62	-2,630,752	96	94	98
枝豆	86,277.80	46,242,419	535.97	75,303.70	41,831,700	555.51	10,974.10	4,410,719	115	111	96
その他豆類	11,826.57	5,342,280	451.72	13,698.19	5,757,644	420.32	-1,871.62	-415,364	86	93	107
豆類計	684,740.99	453,907,093	662.89	713,940.16	474,054,510	664.00	-29,199.17	-20,147,417	96	96	100
里芋	903,612.15	255,731,325	283.01	1,180,625.80	228,999,888	193.96	-277,013.65	26,731,437	77	112	146
玉葱	33,620,469.80	3,550,084,234	105.59	36,503,949.60	3,196,431,174	87.56	-2,883,479.80	353,653,060	92	111	121
甘藷	3,528,292.85	659,172,436	186.82	3,690,034.90	627,901,836	170.16	-161,742.05	31,270,600	96	105	110
馬鈴薯	5,683,750.70	682,335,694	120.05	5,746,253.60	648,615,249	112.88	-62,502.90	33,720,445	99	105	106
メイクイン	8,251,277.35	980,995,639	118.89	8,224,040.20	986,494,685	119.95	27,237.15	-5,499,046	100	99	99
馬鈴薯計	13,935,028.05	1,663,331,333	119.36	13,970,293.80	1,635,109,934	117.04	-35,265.75	28,221,399	100	102	102
長芋	2,823,745.20	1,094,895,431	387.75	3,801,294.80	1,271,221,593	334.42	-977,549.60	-176,326,162	74	86	116
山の芋	50,516.55	39,706,066	786.00	55,042.85	38,876,429	706.29	-4,526.30	829,637	92	102	111
らっきょう	185,130.37	66,843,706	361.06	229,341.15	59,783,380	260.67	-44,210.78	7,060,326	81	112	139
にんにく	294,274.75	186,394,343	633.40	242,973.50	136,452,530	561.59	51,301.25	49,941,813	121	137	113
生姜	632,547.85	356,747,818	563.99	669,265.55	285,050,739	425.92	-36,717.70	71,697,079	95	125	132
その他土物類	336,878.32	135,962,130	403.59	285,555.03	96,597,797	338.28	51,323.29	39,364,333	118	141	119
土物類計	56,310,495.89	8,008,868,822	142.23	60,628,376.98	7,576,425,300	124.97	-4,317,881.09	432,443,522	93	106	114
松茸	14,625.04	113,860,977	7,785.34	16,831.94	132,149,630	7,851.12	-2,206.90	-18,288,653	87	86	99
生椎茸	963,858.25	792,391,746	822.10	1,003,981.87	785,266,300	782.15	-40,123.62	7,125,446	96	101	105
えのき	2,800,811.90	746,214,403	266.43	2,899,123.36	801,300,747	276.39	-98,311.46	-55,086,344	97	93	96
しめじ	1,588,747.23	649,412,318	408.76	1,443,034.74	594,794,470	412.18	145,712.49	54,617,848	110	109	99
なめこ	268,310.17	108,265,044	403.51	281,192.56	104,171,926	370.46	-12,882.39	4,093,118	95	104	109
マッシュルーム	68,183.37	79,059,976	1,159.52	60,143.06	74,816,660	1,243.98	8,040.31	4,243,316	113	106	93
まい茸	204,141.30	132,524,315	649.18	172,078.90	112,818,583	655.62	32,062.40	19,705,732	119	117	99
エリンギ	477,934.40	236,883,930	495.64	446,552.50	218,116,009	488.44	31,381.90	18,767,921	107	109	101
その他茸類	13,922.76	10,938,942	785.69	12,986.78	6,521,029	502.13	935.98	4,417,913	107	168	156
茸類計	6,400,534.42	2,869,551,651	448.33	6,335,925.71	2,829,955,354	446.65	64,608.71	39,596,297	101	101	100
貝われ	338,138.88	101,607,361	300.49	355,447.98	102,002,431	286.97	-17,309.10	-395,070	95	100	105
大葉	148,078.00	411,601,506	2,779.63	148,968.21	416,515,438	2,796.00	-890.21	-4,913,932	99	99	99
みょうが	151,615.07	245,664,062	1,620.31	136,595.30	231,289,403	1,693.25	15,019.77	14,374,659	111	106	96
菜の花	78,671.39	64,679,968	822.15	82,947.95	70,411,942	848.87	-4,276.56	-5,731,974	95	92	97
ハーブ類	27,709.57	42,057,010	1,517.78	28,070.02	41,574,533	1,481.10	-360.45	482,477	99	101	102
その他香辛薬類	102,736.75	128,298,359	1,248.81	110,055.89	130,715,333	1,187.72	-7,319.14	-2,416,974	93	98	105
大梅	249,467.40	68,786,060	275.73	280,128.80	62,327,773	222.50	-30,661.40	6,458,287	89	110	124
小梅	29,362.00	7,896,714	268.94	37,572.90	10,356,467	275.64	-8,210.90	-2,459,753	78	76	98
カボス	87,053.32	30,693,177	352.58	112,131.00	30,012,855	267.66	-25,077.68	680,322	78	102	132
ゆず	71,613.90	26,962,419	376.50	99,467.90	25,802,855	259.41	-27,854.00	1,159,564	72	104	145
その他ゆず	54,892.70	14,074,206	256.39	50,072.06	13,542,925	270.47	4,820.64	531,281	110	104	95
もやし	1,060,414.87	160,144,553	151.02	1,825,781.50	260,976,703	142.94	-765,366.63	-100,832,150	58	61	106
加工用筍	560,353.00	59,391,311	105.99	580,684.50	57,244,943	98.58	-20,331.50	2,146,368	97	104	108
野菜加工品	9,769,557.61	1,050,721,128	107.55	8,764,434.14	894,984,443	102.12	1,005,123.47	155,736,685	111	117	105
その他の野菜	551,923.11	188,803,109	342.08	627,675.89	190,716,309	303.85	-75,752.78	-1,913,200	88	99	113
その他山菜	36,520.13	48,858,865	1,337.86	37,401.67	47,145,131	1,260.51	-881.54	1,713,734	98	104	106
その他妻物	300,275.34	396,998,215	1,322.11	315,140.87	376,469,030	1,194.61	-14,865.53	20,529,185	95	105	111
庭先野菜	3,300,764.00	446,725,558	135.34	3,051,758.25	380,304,196	124.62	249,005.75	66,421,362	108	117	109
その他	54,091.50	28,295,722	523.11	44,160.80	17,736,490	401.63	9,930.70	10,559,232	122	160	130
国内野菜	236,057,771.73	39,956,381,755	169.27	242,269,559.12	41,000,218,046	169.23	-6,211,787.39	-1,043,836,291	97	97	100
野菜計	255,924,897.49	42,805,749,609	167.26	261,201,777.59	43,566,071,666	166.79	-5,276,880.10	-760,322,057	98	98	100
鶏卵	644,204.68	179,163,105	278.12	783,859.84	197,396,483	251.83	-139,655.16	-18,233,378	82	91	110
卵計	644,204.68	179,163,105	278.12	783,859.84	197,396,483	251.83	-139,655.16	-18,233,378	82	91	110

野菜の産地別取扱高(上位10位)

1 全国

(トン,千円,%)

順位	県名	数 量					金 額				
		26年	比率	25年	比率	前年比	26年	比率	25年	比率	前年比
	総 計	255,925	100.0%	261,202	100.0%	98.0%	42,805,750	100.0%	43,566,072	100.0%	98.3%
1	福 岡	40,695	15.9%	39,920	15.3%	101.9%	8,981,525	21.0%	9,080,818	20.8%	98.9%
2	北 海 道	36,055	14.1%	37,111	14.2%	97.2%	4,686,326	10.9%	4,870,008	11.2%	96.2%
3	熊 本	30,933	12.1%	33,130	12.7%	93.4%	4,561,691	10.7%	4,803,408	11.0%	95.0%
4	長 崎	25,101	9.8%	25,054	9.6%	100.2%	3,942,613	9.2%	4,075,895	9.4%	96.7%
5	長 野	22,264	8.7%	22,078	8.5%	100.8%	2,820,875	6.6%	2,778,331	6.4%	101.5%
6	大 分	18,039	7.0%	17,450	6.7%	103.4%	3,353,882	7.8%	3,516,542	8.1%	95.4%
7	佐 賀	17,490	6.8%	21,462	8.2%	81.5%	3,748,833	8.8%	3,879,637	8.9%	96.6%
8	鹿 児 島	15,987	6.2%	16,574	6.3%	96.5%	2,297,416	5.4%	2,344,926	5.4%	98.0%
9	宮 崎	14,404	5.6%	13,940	5.3%	103.3%	2,086,123	4.9%	2,152,171	4.9%	96.9%
10	群 馬	7,043	2.8%	7,003	2.7%	100.6%	844,033	2.0%	791,295	1.8%	106.7%
	その他国内	8,047	3.2%	8,548	3.3%	94.1%	2,633,065	6.0%	2,707,187	6.2%	97.3%
	国 外	19,867	7.8%	18,932	7.2%	104.9%	2,849,368	6.7%	2,565,854	5.9%	111.0%

2 県内

(トン,千円,%)

順位	地区名	数 量					金 額				
		26年	比率	25年	比率	前年比	26年	比率	25年	比率	前年比
	総 計	40,695	100.0%	39,920	100.0%	101.9%	8,981,525	100.0%	9,080,818	100.0%	98.9%
1	福 岡 市	8,848	21.7%	8,636	21.6%	102.5%	1,247,867	13.9%	1,269,381	14.0%	98.3%
2	糸 島 市	6,993	17.2%	6,801	17.0%	102.8%	1,425,015	15.9%	1,445,768	15.9%	98.6%
3	三井地区	4,917	12.1%	4,637	11.6%	106.0%	1,154,412	12.9%	1,235,336	13.6%	93.4%
4	みやま市	2,877	7.1%	2,990	7.5%	96.2%	762,963	8.5%	755,002	8.3%	101.1%
5	朝 倉 郡	2,550	6.3%	2,494	6.2%	102.2%	563,459	6.3%	565,857	6.2%	99.6%
6	甘木地区	2,352	5.8%	1,995	5.0%	117.9%	599,148	6.7%	516,952	5.7%	115.9%
7	三潞地区	2,235	5.5%	2,574	6.4%	86.8%	804,710	9.0%	857,924	9.4%	93.8%
8	久留米市	1,663	4.1%	1,666	4.2%	99.8%	279,145	3.1%	284,498	3.1%	98.1%
9	宗像地区	1,334	3.3%	1,184	3.0%	112.7%	141,992	1.6%	127,538	1.4%	111.3%
10	北九州市	1,201	3.0%	1,216	3.0%	98.8%	110,340	1.2%	146,858	1.6%	75.1%
	その他県内	5,725	13.9%	5,727	14.5%	100.0%	1,892,474	20.9%	1,875,704	20.8%	100.9%

(注) 地区名と行政区分との関係については、品目別・産地別取扱高表(県内)を参照。

野菜の品目別取扱高(上位10位)

1 全国

(トン,千円,%)

順位	品目名	数 量					金 額				
		26年	比率	25年	比率	前年比	26年	比率	25年	比率	前年比
	総 計	255,925	100.0%	261,202	100.0%	98.0%	42,805,750	100.0%	43,566,072	100.0%	98.3%
1	白 菜	42,448	16.6%	40,731	15.6%	104.2%	2,365,937	5.5%	2,387,922	5.5%	99.1%
2	玉 葱	33,620	13.1%	36,504	14.0%	92.1%	3,550,084	8.3%	3,196,431	7.3%	111.1%
3	キャベツ	32,104	12.5%	32,148	12.3%	99.9%	2,620,027	6.1%	2,899,227	6.7%	90.4%
4	大 根	17,545	6.9%	18,347	7.0%	95.6%	1,042,779	2.4%	1,196,063	2.7%	87.2%
5	レ タ ス	15,253	6.0%	14,516	5.6%	105.1%	2,320,197	5.4%	2,366,355	5.4%	98.0%
6	馬 鈴 薯	13,935	5.4%	13,970	5.3%	99.7%	1,663,331	3.9%	1,635,110	3.8%	101.7%
7	人 参	12,127	4.7%	12,597	4.8%	96.3%	1,260,458	2.9%	1,519,822	3.5%	82.9%
8	ト マ ト	10,916	4.3%	10,533	4.0%	103.6%	3,593,019	8.4%	3,855,094	8.8%	93.2%
9	野菜加工品	9,770	3.8%	8,764	3.4%	111.5%	1,050,721	2.5%	894,984	2.1%	117.4%
10	き ゆ う り	8,064	3.2%	8,654	3.3%	93.2%	2,072,136	4.8%	2,173,582	5.0%	95.3%
	その他野菜	60,143	23.5%	64,438	24.7%	93.3%	21,267,061	49.8%	21,441,482	49.2%	99.2%

2 県内

(トン,千円,%)

順位	品目名	数 量					金 額				
		26年	比率	25年	比率	前年比	26年	比率	25年	比率	前年比
	総 計	40,695	100.0%	39,920	100.0%	101.9%	9,080,818	100.0%	9,080,818	100.0%	100.0%
1	キャベツ	7,384	18.1%	6,575	16.5%	112.3%	497,132	5.5%	510,885	5.6%	97.3%
2	大 根	5,879	14.4%	6,351	15.9%	92.6%	279,838	3.1%	332,142	3.7%	84.3%
3	き ゆ う り	3,058	7.5%	3,409	8.5%	89.7%	778,497	8.6%	810,717	8.9%	96.0%
4	ト マ ト	3,005	7.4%	2,930	7.3%	102.6%	977,248	10.8%	1,035,867	11.4%	94.3%
5	レ タ ス	2,985	7.3%	2,710	6.8%	110.1%	440,750	4.9%	539,177	5.9%	81.7%
6	茄 子	2,943	7.2%	2,975	7.5%	98.9%	925,783	10.2%	887,767	9.8%	104.3%
7	ブロッコリー	1,555	3.8%	1,312	3.3%	118.5%	394,552	4.3%	372,162	4.1%	106.0%
8	小 松 菜	1,085	2.7%	944	2.4%	114.9%	257,311	2.8%	298,841	3.3%	86.1%
9	ほうれん草	1,079	2.7%	909	2.3%	118.7%	387,986	4.3%	361,657	4.0%	107.3%
10	青 葱	848	2.1%	896	2.2%	94.6%	601,783	6.6%	634,265	7.0%	94.9%
	その他野菜	10,874	26.8%	10,909	27.3%	99.7%	3,539,938	38.9%	3,297,338	36.3%	107.4%

(注)キャベツにはグリーンボール、レッドキャベツを含む。レタスにはサニーレタス・グリーンリーフレタスを含む。

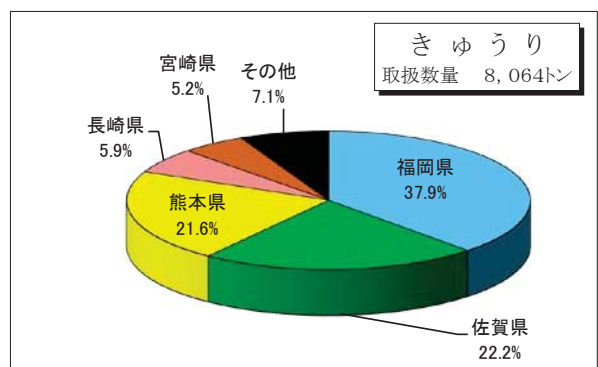
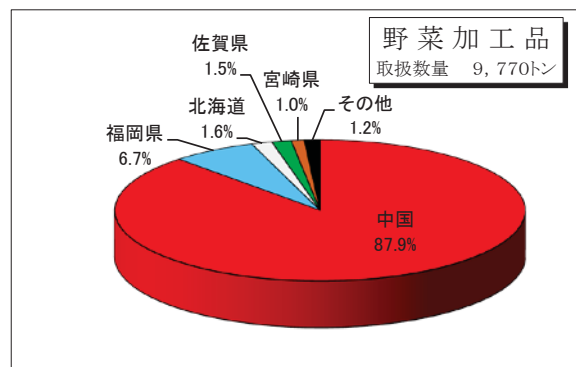
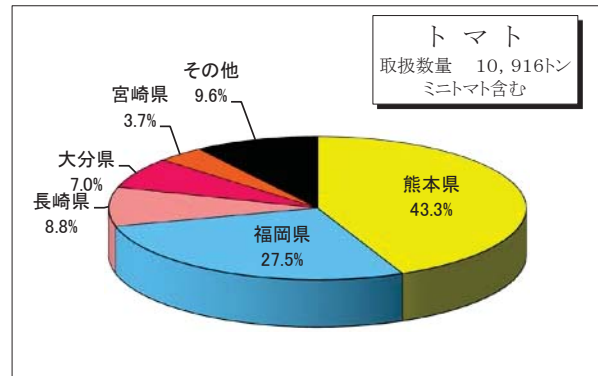
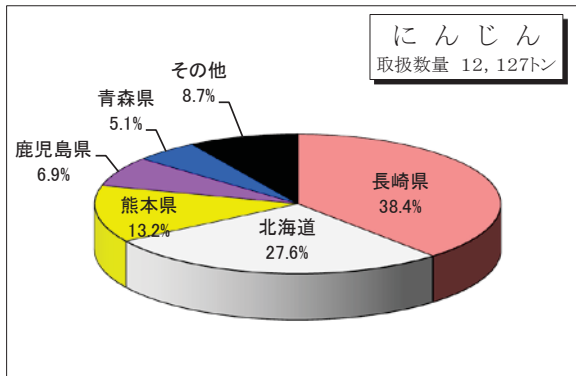
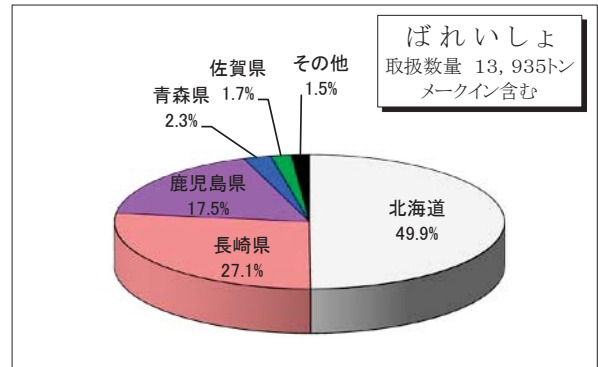
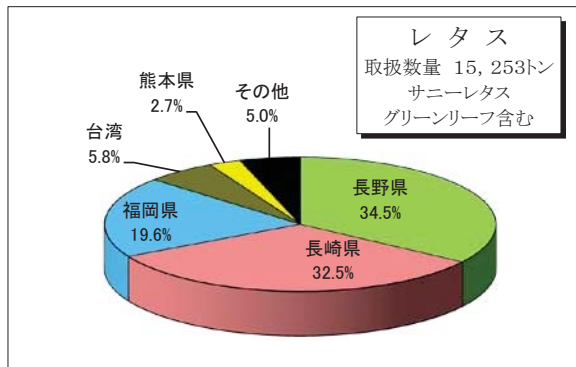
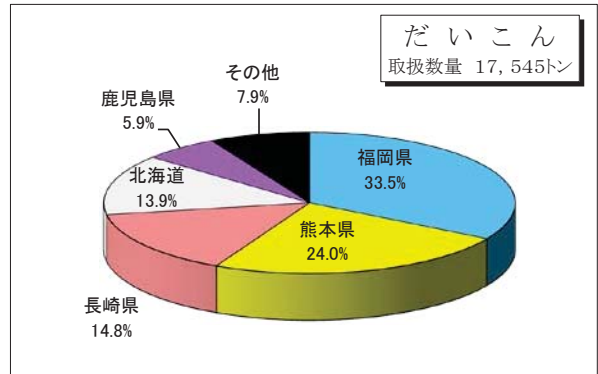
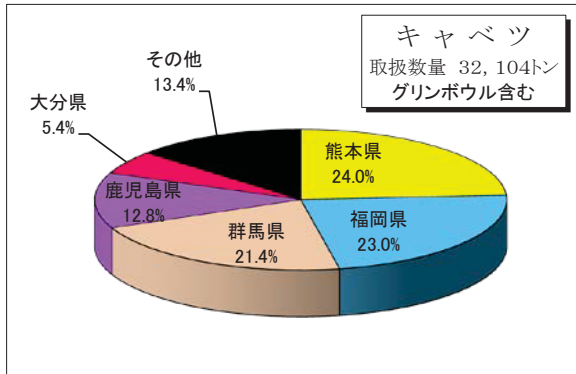
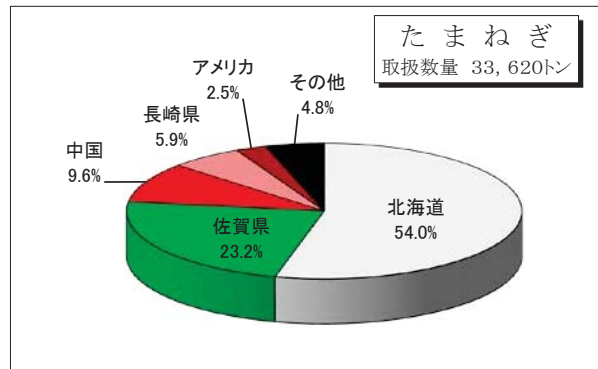
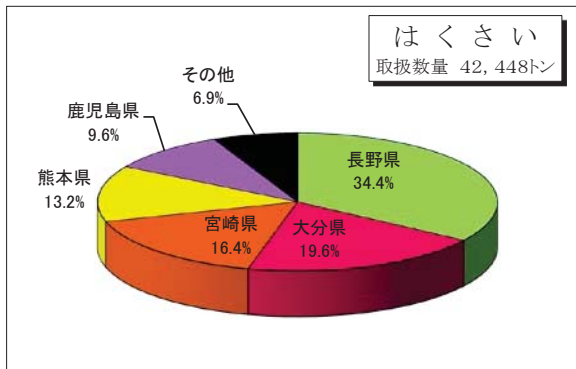
トマトにはミニトマトを含む。馬鈴薯にはメークインを含む。青葱には小葱を含む。

野菜の品目別取扱高／前年対比表（外国産）

品名	26 年 実 績			25 年 実 績			増 減		前年比(%)		
	数量 kg	金額	平均@	数量 kg	金額	平均@	数量 kg	金額	数量	金額	@
大 根	5,000.00	329,400	65.88				5,000.00	329,400			
か ぶ											
人 参	622,510.00	50,507,032	81.13	1,152,689.00	94,747,112	82.20	-530,179.00	-44,240,080	54	53	99
ご ぼ う	628,840.00	78,634,612	125.05	630,011.00	61,887,718	98.23	-1,171.00	16,746,894	100	127	127
れ ん こ ん											
た け の こ	13,272.00	12,418,782	935.71	23,306.00	14,304,334	613.76	-10,034.00	-1,885,552	57	87	152
ゆ で 筍											
その他根菜類	2,547.53	1,830,796	718.66	2,092.55	1,300,679	621.58	454.98	530,117	122	141	116
根 菜 類 計	1,272,169.53	143,720,622	112.97	1,808,098.55	172,239,843	95.26	-535,929.02	-28,519,221	70	83	119
白 菜											
キャベツ	15,975.00	1,449,690	90.75	22,520.00	2,002,668	88.93	-6,545.00	-552,978	71	72	102
グリーンボール											
キャベツ計	15,975.00	1,449,690	90.75	22,520.00	2,002,668	88.93	-6,545.00	-552,978	71	72	102
春 菊											
ほうれん草											
青 葱				6,817.00	1,771,182	259.82	-6,817.00	-1,771,182			
分 葱											
白 葱	245,580.00	45,629,846	185.80	343,871.00	65,925,988	191.72	-98,291.00	-20,296,142	71	69	97
ふ き											
つ わ											
み つ ば											
に ら				9.00	6,300	700.00	-9.00	-6,300			
かつお菜											
水 菜											
小 松 菜											
その他菜類											
レ タ ス	894,300.00	127,186,920	142.22	768,000.00	98,775,600	128.61	126,300.00	28,411,320	116	129	111
サニーレタス	160.00	630	3.94				160.00	630			
グリーンリーフ											
セルリー	35,939.00	7,182,499	199.85	29,031.00	6,760,378	232.87	6,908.00	422,121	124	106	86
カリフラワー											
ブロッコリー	247,922.00	83,799,172	338.01	436,741.00	143,103,930	327.66	-188,819.00	-59,304,758	57	59	103
アスパラ	78,308.26	97,170,383	1,240.87	44,800.02	59,938,848	1,337.92	33,508.24	37,231,535	175	162	93
パセリ				25.00	47,250	1,890.00	-25.00	-47,250			
チンゲンサイ											
中国野菜	1,260.00	2,034,558	1,614.73	1,292.50	1,985,892	1,536.47	-32.50	48,666	97	102	105
サラダ菜											
その他葉茎菜類	71,348.69	50,705,453	710.67	76,354.34	52,025,782	681.37	-5,005.65	-1,320,329	93	97	104
葉 茎 菜 計	1,590,792.95	415,159,151	260.98	1,729,460.86	432,343,818	249.99	-138,667.91	-17,184,667	92	96	104
茄 子											
ト マ ト	51,790.00	22,027,659	425.33	75,944.00	29,027,871	382.23	-24,154.00	-7,000,212	68	76	111
きゅうり											
南 瓜	2,755,193.70	450,432,221	163.48	3,276,306.30	358,206,937	109.33	-521,112.60	92,225,284	84	126	150
白 瓜											
ピーマン	50.00	9,630	192.60				50.00	9,630			
パプリカ	444,735.80	280,278,836	630.21	444,992.10	286,476,836	643.78	-256.30	-6,198,000	100	98	98
ししとう	2,140.66	1,857,367	867.66	2,500.60	2,083,878	833.35	-359.94	-226,511	86	89	104
オクラ	71,036.20	41,026,992	577.55	77,542.20	45,860,659	591.43	-6,506.00	-4,833,667	92	89	98
とうもろこし				192.00	102,816	535.50	-192.00	-102,816			
米 ナ ス											
ミニトマト	11,069.00	5,068,461	457.90	12,750.00	5,615,058	440.40	-1,681.00	-546,597	87	90	104
ゴ ー ヤ											
その他果菜類	43,027.40	34,257,483	796.18	11,846.00	9,545,257	805.78	31,181.40	24,712,226	363	359	99
果 菜 類 計	3,379,042.76	834,958,649	247.10	3,902,073.20	736,919,312	188.85	-523,030.44	98,039,337	87	113	131

野菜の品目別取扱高 / 前年対比表 (外国産)

品名	26 年 実 績			25 年 実 績			増 減		前年比(%)		
	数量 kg	金額	平均@	数量 kg	金額	平均@	数量 kg	金額	数量	金額	@
いんげん	5,514.00	3,351,902	607.89	7,340.00	3,735,643	508.94	-1,826.00	-383,741	75	90	119
きぬさや	1,533.00	981,262	640.09	3,828.30	1,882,591	491.76	-2,295.30	-901,329	40	52	130
スナックえんどう	10,456.00	5,963,070	570.30	25,997.13	12,523,083	481.71	-15,541.13	-6,560,013	40	48	118
実えんどう	496.00	295,996	596.77	835.00	287,438	344.24	-339.00	8,558	59	103	173
そら豆											
枝豆	468.00	197,375	421.74	2,119.20	743,299	350.75	-1,651.20	-545,924	22	27	120
その他豆類	133.20	96,291	722.91	396.00	189,213	477.81	-262.80	-92,922	34	51	151
豆類計	18,600.20	10,885,896	585.26	40,515.63	19,361,267	477.87	-21,915.43	-8,475,371	46	56	122
里芋	169,780.00	47,289,509	278.53	187,710.00	36,414,204	193.99	-17,930.00	10,875,305	90	130	144
玉葱	4,211,599.00	302,708,978	71.88	2,861,019.60	226,126,102	79.04	1,350,579.40	76,582,876	147	134	91
甘藷											
馬鈴薯											
メークイン											
馬鈴薯計											
長芋											
山の芋											
らっきょう											
にんにく	197,245.00	48,561,502	246.20	154,055.90	42,284,598	274.48	43,189.10	6,276,904	128	115	90
生姜	119,379.50	50,971,624	426.97	133,662.60	34,160,285	255.57	-14,283.10	16,811,339	89	149	167
その他土物類	156,399.60	41,732,535	266.83	133,068.31	34,219,420	257.16	23,331.29	7,513,115	118	122	104
土物類計	4,854,403.10	491,264,148	101.20	3,469,516.41	373,204,609	107.57	1,384,886.69	118,059,539	140	132	94
松茸	14,435.71	106,434,897	7,373.03	16,570.43	122,118,397	7,369.66	-2,134.72	-15,683,500	87	87	100
生椎茸	18,000.00	10,820,760	601.15	33,077.00	16,176,407	489.05	-15,077.00	-5,355,647	54	67	123
えのき											
しめじ											
なめこ											
マッシュルーム											
まい茸	6.00	3,564	594.00				6.00	3,564			
エリンギ											
その他茸類	6.52	136,377	20,916.72	21.00	189,630	9,030.00	-14.48	-53,253	31	72	232
茸類計	32,448.23	117,395,598	3,617.94	49,668.43	138,484,434	2,788.18	-17,220.20	-21,088,836	65	85	130
貝われ											
大葉	796.00	2,117,790	2,660.54	884.00	2,123,940	2,402.65	-88.00	-6,150	90	100	111
みょうが											
菜の花											
ハーブ類	92.95	148,763	1,600.46	103.01	114,251	1,109.13	-10.06	34,512	90	130	144
その他香辛種類	0.60	1,775	2,958.33	23.20	45,650	1,967.67	-22.60	-43,875	3	4	150
大梅											
小梅											
カボス											
ゆず	10.00	5,400	540.00				10.00	5,400			
その他ゆず											
もやし											
加工用筍											
野菜加工品	8,645,323.10	784,696,453	90.77	7,856,882.70	644,910,966	82.08	788,440.40	139,785,487	110	122	111
その他の野菜	431.62	469,172	1,087.00	3,254.44	1,707,404	524.64	-2,822.82	-1,238,232	13	27	207
その他山菜	1,198.90	2,096,061	1,748.32	864.30	1,712,674	1,981.57	334.60	383,387	139	122	88
その他妻物	38,266.82	34,671,640	906.05	32,956.04	31,603,235	958.95	5,310.78	3,068,405	116	110	94
庭先野菜											
その他	33,549.00	11,776,736	351.03	37,917.70	11,082,217	292.27	-4,368.70	694,519	88	106	120
国内野菜											
野菜計	19,867,125.76	2,849,367,854	143.42	18,932,218.47	2,565,853,620	135.53	934,907.29	283,514,234	105	111	106
鶏卵											
卵計											



野菜の産地別取扱高及び主要品目

北海道 36,055t 玉葱、メークイン、人参、大根、南瓜

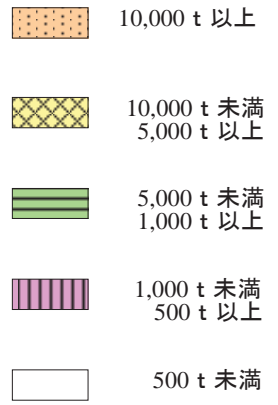
青森県 3,218t 長芋、大根、人参、ごぼう、メークイン

茨城県 1,241t 白菜、ごぼう、レタス、メークイン

群馬県 7,043t キャベツ、グリーンボウル

長野県 22,264t 白菜、レタス、

国	外	19,867t
中	国	野菜加工品、玉葱、人参、ごぼう、白葱
ニュージーランド		南瓜、玉葱
中	南	米
ア	メ	リ
カ		
タ		
イ		
ヨ		
ー		
ロ		
ッ		
パ		
フィリピン		オクラ
オーストラリア		アスパラ



山口県 850t 大根、トマト

高知県 586t 妙姜、ししとう、米ナス、ピーマン、生姜

福岡県 40,695t キャベツ、大根、きゅうり、なす、トマト、レタス、ブロッコリー、しめじ、えのき

大分県 18,039t 白菜、白葱、キャベツ、もやし、トマト、ピーマン

佐賀県 17,490t 玉葱、きゅうり、キャベツ、れんこん、メークイン、アスパラ

熊本県 30,933t キャベツ、白菜、大根、トマト、きゅうり、人参、なす

宮崎県 14,404t 白菜、甘藷、キャベツ、ピーマン、にら、きゅうり

鹿児島県 15,987t 白菜、キャベツ、馬鈴薯、メークイン、大根、ピーマン

長崎県 25,101t レタス、人参、大根、馬鈴薯、玉葱、白菜、メークイン

輸入野菜の取扱高

1 国別

(トン,千円,%)

順位	県名	数 量					金 額				
		26年	比率	25年	比率	前年比	26年	比率	25年	比率	前年比
	総 計	19,867	100.0%	18,932	100.0%	104.9%	2,565,854	100.0%	2,565,854	100.0%	100.0%
1	中 国	13,678	68.8%	12,750	67.3%	107.3%	1,394,669	54.4%	1,285,159	50.1%	108.5%
2	ニュージーランド	1,720	8.7%	1,594	8.4%	107.9%	254,721	9.9%	177,105	6.9%	143.8%
3	ア メ リ カ	1,364	6.9%	1,182	6.2%	115.4%	286,885	11.2%	284,515	11.1%	100.8%
4	中 南 米	1,153	5.8%	1,760	9.3%	65.5%	294,116	11.5%	254,770	9.9%	115.4%
5	台 湾	1,116	5.6%	858	4.5%	130.1%	158,117	6.2%	110,914	4.3%	142.6%
6	韓 国	451	2.3%	413	2.2%	109.2%	259,563	10.1%	248,536	9.7%	104.4%
7	ヨーロッパ	97	0.5%	65	0.3%	149.2%	64,511	2.5%	55,849	2.2%	115.5%
8	タ イ	72	0.4%	130	0.7%	55.4%	54,604	2.1%	79,841	3.1%	68.4%
9	フィリピン	51	0.3%	36	0.2%	141.7%	27,555	1.1%	20,364	0.8%	135.3%
10	オーストラリア	12	0.1%	8	0.0%	150.0%	17,457	0.7%	6,297	0.2%	277.2%

2 品目別

(トン,千円,%)

順位	品目名	数 量					金 額				
		26年	比率	25年	比率	前年比	26年	比率	25年	比率	前年比
	総 計	19,867	100.0%	18,932	100.0%	104.9%	2,565,854	100.0%	2,565,854	100.0%	100.0%
1	野菜加工品	8,645	43.5%	7,857	41.5%	110.0%	784,696	30.6%	644,911	25.1%	121.7%
2	たまねぎ	4,212	21.2%	2,861	15.1%	147.2%	302,709	11.8%	226,126	8.8%	133.9%
3	かぼちゃ	2,755	13.9%	3,276	17.3%	84.1%	450,432	17.6%	358,207	14.0%	125.7%
4	レタス	894	4.5%	768	4.1%	116.4%	127,187	5.0%	98,776	3.8%	128.8%
5	ごぼう	629	3.2%	630	3.3%	99.8%	78,635	3.1%	61,888	2.4%	127.1%
6	にんじん	623	3.1%	1,153	6.1%	54.0%	50,507	2.0%	94,747	3.7%	53.3%
7	パプリカ	445	2.2%	445	2.4%	100.0%	280,279	10.9%	286,477	11.2%	97.8%
8	ブロッコリー	248	1.2%	437	2.3%	56.8%	83,799	3.3%	143,104	5.6%	58.6%
9	白ねぎ	246	1.2%	344	1.8%	71.5%	45,630	1.8%	65,926	2.6%	69.2%
10	にんにく	197	1.0%	154	0.8%	127.9%	48,562	1.9%	42,285	1.6%	114.8%

(注)レタスにはサニーレタス・グリーンリーフレタスを含む。

野菜目別産地別取扱高表

品目	産地	(県内)			(中央市場)			(県内)			(中央)			
		数量(kg)	金額	平均@	数量(kg)	金額	平均@	数量(kg)	金額	平均@	数量(kg)	金額	平均@	
根菜類	大根	4,058,670.90	201,574.196	50	697,266.00	26,183.139	38				752.20	20,790	28	
	かぶ	586,091.07	42,988.493	73	31,829.00	2,426.268	76	53.00	918	17	13,377.80	2,604.275	195	
	人参	3,540.80	942.335	266	809.00	158.815	196	275.00	123,834	478	275.50	23,360	85	
	ごぼう	131.70	39,905	303	2,822.10	863,859	306				37.20	6,967	187	
	れんこん	195.00	56,849	292							616.00	196,560	319	
葉菜類	たけのこ	24,545.80	3,942.591	161	5,691.40	1,085,632	191	31,653.50	3,514,838	111	4,205.60	845,073	201	
	ゆで筍	8,200.75	5,364,419	654	5,500.80	2,815,946	512	3,045.35	1,165,193	383	12,869.20	7,284,186	566	
	白菜	6,835.50	163,559	24	5,033.00	154,162	31				630.00	24,704	39	
	キャベツ	1,099,926.80	76,737,609	70	2,373,744.00	171,519,246	72	9,670.00	616,818	64	25,905.00	1,640,578	63	
	グリーンボウル				2,570.00	97,308	38							
	春菊	479,932.25	227,210,388	473	500.60	165,694	331	51,511.25	25,156,915	488	84.40	27,876	330	
	ほうれん草	101,925.15	51,302,308	503	6,964.05	2,450,080	352	32,628.45	21,002,959	644	3,986.47	1,711,333	429	
	青葱	82,009.20	42,890,437	523	173,286.30	109,549,630	632	2,966.19	4,599,927	1,551	20.00	2,889	144	
	分白葱	1,100.00	322,974	294	486.00	119,387	246	2.20	475	216				
	白きま	46,431.40	13,903,676	299	22,846.05	6,038,633	264							
	ふつ	865.80	186,813	216	35,782.70	9,639,222	269				10.20	2,494	245	
	つみ	3.30	889	269	135.50	103,557	764							
	み	113.00	13,068	116	11,283.00	5,572,364	494							
	にら	3,485.00	1,542,381	443	1,942.90	560,523	288							
	レタ	5,296.90	278,942	53	133,209.50	11,639,854	87							
菜類	サニーレタス	704.00	63,461	90	466.50	37,010	79	27,616.00	3,967,996	144	32.00	2,657	83	
	グリーンリーフ	636.00	24,625	39	191.00	17,442	91	16,008.50	2,357,192	147	21.00	2,646	126	
	セルリー	3.00	972	324	28.00	5,044	180				3,015.00	439,915	146	
	カリフラワー	63,708.00	9,636,932	151	148.50	13,832	93				1,342.00	243,499	181	
	ブロッコリー	65,957.50	15,576,910	236	930,542.48	236,329,575	254	45,500.40	10,867,265	239	223,724.00	58,271,238	260	
	アスパラ	11,163.35	12,966,372	1,162	3,900.30	4,118,767	1,056	14,472.50	15,803,507	1,092	702.00	836,485	1,192	
	パセリ	5,206.20	3,101,972	596	42.39	11,005	260				1.44	1,105	767	
	チンゲンサイ	749.50	110,143	147	204.80	73,487	359				230.00	39,815	173	
	かつお菜	33,953.80	11,308,586	333	12,063.90	1,977,743	164				11,959.70	4,028,201	337	
	サラダ菜													
	その他葉菜類	350,622.67	116,609,237	333	128,552.25	61,577,490	479	33,113.05	19,925,089	602	159,757.32	61,434,619	385	
	果菜類	トマト	16,670.15	4,306,883	258	184,950.05	52,942,438	286	175.50	29,992	171	1,144.30	220,914	193
		トマト	871,245.20	251,155,263	288	498,459.32	163,423,807	328				182.00	107,891	593
		きゅうり	11,447.00	3,359,929	294	1,455,190.56	356,018,167	245				1,576.85	275,996	175
		南瓜	35,245.50	4,416,529	125	35,365.60	4,046,728	114				6,372.00	767,375	120
白瓜		39.00	2,321	60	16,920.70	1,657,606	98				42.10	1,480	35	
ピーマン		146.85	51,540	351	273.30	47,988	176	943.40	254,935	270	606.55	135,330	223	
ししとう		1,095.15	453,019	414	10.70	2,679	250	457.95	471,321	1,029	7,804.96	4,639,490	594	
オクラ		68.00	40,112	590	7,965.30	6,183,562	776				117.70	72,056	612	
とうもろこし														
米ナス		4,983.50	1,645,564	330	27.50	6,059	220							
ペテトマト		5,242.40	2,598,451	496	24,290.04	21,466,105	884	7.20	1,685	234	15,225.00	9,337,009	613	
豆類		いんげん	1,037.80	447,904	432	1,517.30	653,388	431	53.65	12,250	228	1,275.39	819,873	643
		きぬさや	6.56	4,817	734	668.70	339,158	507	1.52	2,462	1,620	132.90	172,605	1,299
		さやえんどう	625.40	357,507	572	882.90	564,080	639	19.40	10,195	526	1,658.95	1,285,951	775
		栗えんどう	724.07	341,664	472	1,796.40	732,487	408	38.39	14,340	374	699.90	433,480	619
	そら豆	751.70	132,262	176	4,157.90	713,924	172	51.00	9,180	180	240.75	69,259	288	
	枝豆	24,698.30	14,394,936	583	1,820.80	451,882	248	45.50	5,702	125	142.90	49,690	348	
	その他豆類	43.62	17,405	399	341.70	138,401	405				17.20	9,767	568	
	土物類	里芋	1,712.65	311,116	182	4,463.30	809,413	181	32.00	20,952	655	13,738.00	3,276,371	238
		葱	105,427.90	12,184,964	116	6,629.00	700,769	106	2,235.00	169,073	76	10,014.00	1,226,574	122
		甘藷	2,007.00	202,731	101	3,764.00	392,935	104				599.00	109,123	182
		馬鈴薯	2,593.50	181,798	70	1,953.50	144,070	74				614.50	61,752	100
		メークイン	1,883.00	137,712	73	1,546.00	98,769	64	42.40	2,433	57	420.00	39,779	95
		長芋												
		山の芋	173.70	203,968	1,174	50.00	11,491	230	1.50	7,452	4,968	18.55	15,228	821
		らっきょう	73.50	19,160	261	105.00	27,198	259	144.00	47,941	333	308.00	45,923	149
にんにく		126.00	43,783	347	133.00	50,468	379				41.70	29,089	698	
生姜		16.00	5,184	324	279.30	78,129	280							
アーリーレッド		470.00	45,737	97	370.00	27,441	74							
茸類		松茸										15.00	7,636	509
		椎茸	1,078.00	1,138,523	1,056									
		えのめ	247,820.00	58,189,343	235									
		めじろ	686.00	536,645	782									
	なめこ													
マッシュルーム	9.00	2,916	324											
香辛雑物類	貝葱	1,481.20	2,014,696	1,360										
	わら菜				905.20	2,787,823	3,080				147,335.65	35,884,052	244	
	大根	95.26	30,262	318	18.07	9,358	518				639.95	875,483	1,368	
	菜の花	3,977.25	1,911,906	481	32,338.15	28,631,292	885				83.23	43,477	522	
	ハーブ類	302.05	545,854	1,807	7,954.92	14,059,057	1,767	6.00	324	54	0.48	432	900	
	その他香辛野菜	7,811.75	10,555,726	1,351	52,065.56	96,443,730	1,852	7,674.20	22,587,425	2,943	1,947.61	2,945,682	1,512	
	大豆	2,289.00	247,377	108	1,179.50	119,388	101	233.00	11,653	50	1,793.10	277,648	155	
	小豆	2,325.00	466,257	201	42.00	4,968	118				150.00	32,370	216	
	ゆめぎよう	154.80	18,509	120	115.20	14,576	127	150.00	53,460	356	65.00	11,546	178	
	ゆめぎよう	164.20	34,495	210	80.40	13,892	173				346.50	35,629	103	
	もやし										4,173.80	822,073	197	
	その他	野菜加工品	294,438.90	7,918,384	27	20,314.00	5,259,697	259	1,429.65	1,984,369	1,388	500.26	204,550	409
		その他野菜	154,678.44	28,333,279	183	36,382.93	10,636,928	292	7,373.54	5,290,263	717	42,522.85	3,767,071	89
		合計	8,847,868.64	1,247,867,473	141	6,993,169.82	1,425,014,545	204	289,614.19	140,090,333	484	726,120.66	207,800,919	286
		鶏卵	45,757.22	11,647,355	255	880.00	184,144	209				34,684.64	8,999,072	259

野菜品目別産地別取扱高表

市場)			(県内)			(中央市場))		
宗像地区			甘木地区			朝倉地区			三井地区		
数量(kg)	金額	平均@	数量(kg)	金額	平均@	数量(kg)	金額	平均@	数量(kg)	金額	平均@
260,585.00	9,488,853	36	57,210.00	3,282,061	57	168,885.00	7,286,910	43	602,788.00	30,347,156	50
710.00	38,441	54	1,902.00	124,127	65	7,319.00	647,256	88	39,414.00	2,685,066	68
3,927.00	1,285,331	327	2,820.00	169,614	60	2,190.00	132,116	60	5,300.00	369,070	70
517.50	70,070	135	15,274.50	10,623,745	696						
579.20	53,313	92				141.40	103,124	729	10.00	562	56
4,736.69	2,757,767	582	408.00	160,811	394	492.45	212,276	431	337.30	99,533	295
4,735.00	145,568	31	9,345.00	253,098	27				58,040.00	1,770,547	31
532,769.00	42,797,953	80	863,160.00	49,099,917	57	244,870.00	14,419,289	59	56,214.00	3,040,129	54
			17,092.35	5,994,185	351	302.00	147,756	489	154.00	14,796	96
414.60	74,054	179	76,094.20	23,297,296	306	139,800.50	41,666,659	298	16,213.40	7,891,276	487
80.00	30,776	385	209,990.20	190,216,189	906	27,128.00	20,999,136	774	570,112.70	189,076,762	332
			75.40	22,097	293	141.00	66,904	474	144,790.60	115,733,112	799
			28,224.00	8,572,417	304	39,231.00	10,962,939	279	108.00	26,195	243
									196.00	74,226	379
									245.00	62,176	254
			2,752.00	933,395	339	60.00	4,979	83			
7,393.90	2,672,381	361	700.00	446,427	638	31,650.00	10,741,406	339	97,633.75	41,688,683	427
			23,226.00	2,825,022	122	319,413.00	30,102,078	94	64,553.50	21,416,195	332
			51,455.00	10,909,253	212	15,421.00	2,232,504	145	1,029,556.00	127,724,433	124
			45,162.00	12,688,749	281	7,146.50	1,147,035	161	475,203.00	92,521,926	195
			70.00	17,712	253				431,149.00	87,644,368	203
154,292.00	22,250,018	144	120.00	30,765	256				6.20	5,712	921
148,101.40	39,268,867	265	2,269.00	573,950	253	7,860.00	1,202,578	153			
			15,860.40	17,140,873	1,081	20.30	31,979	1,575	40,199.40	10,873,453	270
			3.00	2,592	864				9.60	10,941	1,140
			69,170.00	19,817,608	287	3,498.60	610,966	175	31,852.88	29,238,613	918
			1,623.90	487,245	300				53,100.00	14,804,243	279
			86.00	3,759	44				27,731.75	5,955,556	215
464.40	19,153	41	110,073.50	21,125,785	192	49,899.90	11,280,767	226	27,310.20	13,431,930	492
103.00	18,770	182	237,339.70	74,270,242	313	71,849.56	17,264,345	240	969,162.85	280,360,152	289
72.00	12,290	171	174,569.98	49,691,452	285	36,165.96	10,039,278	278	491.50	244,927	498
1,242.80	142,265	114	235,677.00	60,416,262	256	1,004,253.10	270,809,459	270	1,246.40	233,952	188
550.00	45,317	82	100.00	18,900	189	3,710.00	438,536	118	20,899.00	2,539,232	122
									1,177.00	114,105	97
									10,885.00	931,815	86
						15.80	6,190	392	475.20	101,533	214
			73.80	76,983	1,043	706.60	306,557	434	10.00	5,076	508
42.00	8,586	204	5,193.60	3,303,810	636	185.30	210,763	1,137	7,477.60	5,461,872	730
			8,696.00	1,655,737	190	1,728.00	746,225	432	26,841.00	4,371,847	163
3,125.20	2,908,672	931				1,510.50	971,392	643			
807.70	633,315	784				8.80	5,667	644	53.20	17,820	335
4.00	3,521	880							47.08	16,390	348
27.80	16,248	584							6.00	1,685	281
188.70	104,146	552							826.10	533,424	646
7.00	1,253	179							65.70	23,278	354
			1,294.00	138,661	107	4,392.50	1,163,005	265	1,857.00	389,286	210
33.00	11,750	356	1,590.00	561,579	353	5,554.70	2,399,099	432	19,418.40	7,458,364	384
63.55	9,871	155	5,345.50	822,863	154	6,744.50	1,429,223	212	1,186.10	492,124	415
20.00	2,657	133	31,730.00	3,377,509	106	55,380.00	6,331,685	114	1,802.70	290,253	161
144.00	6,091	42							7,756.00	568,212	73
340.00	17,603	52									
			660.00	50,133	76	9,050.00	445,435	49			
						7,823.00	382,547	49	390.00	39,248	101
									501.00	48,807	97
50.00	11,956	239	12.35	6,264	507						
25.00	5,357	214							37.00	5,922	160
									24.00	9,850	410
			96.00	3,671	38	203.00	26,308	130			
									60.00	6,945	116
						142.00	35,898	253			
			905.00	145,035	160						
									138.00	72,090	522
			27,277.90	12,335,914	452	527.00	169,757	322			
									588.90	770,492	1,308
			833.48	727,552	873				42.15	19,042	452
			2,115.00	730,401	345						
						2.00	2,160	1,080			
48,947.35	722,619	15	5,411.35	9,360,192	1,730	7,559.50	17,264,585	2,284	3,314.84	3,797,768	1,146
			6,378.00	1,252,519	196	1,340.00	226,044	169	31,324.46	18,611,710	594
24.00	2,100	88							115.00	4,630	40
			32.50	3,446	106						
2,395.00	261,631	109	43.50	6,674	153	13.40	324	24	52.00	7,804	150
									37.00	6,073	164
									199.00	63,864	321
5,603.04	228,611	41	428.06	660,390	1,543	261,842.02	76,552,609	292	5,332.00	2,167,955	407
150,873.80	15,865,312	105	1,645.50	713,071	433	3,621.20	2,233,215	617	30,796.35	28,117,911	913
1,333,994.63	141,992,486	106	2,351,614.67	599,147,952	255	2,549,798.09	563,458,963	221	4,916,863.81	1,154,412,117	235
20,270.00	3,715,869	183				168,453.85	48,792,808	290			

野菜品目別産地別取扱高表

(県内) (中央市場)

久留米市			浮羽地区			八女地区			筑後市		
数量(kg)	金額	平均@	数量(kg)	金額	平均@	数量(kg)	金額	平均@	数量(kg)	金額	平均@
28,178.00	1,385,418	49				702.00	14,585	21			
55,086.30	4,237,840	77				1,975.00	76,200	39			
10,730.00	1,621,451	151	35,610.00	8,258,869	232						
2,000.00	504,562	252									
1,909.00	752,014	394				47,565.90	11,570,887	243			
373,290.00	14,849,958	40	113,670.00	4,612,996	41	32,856.00	1,272,879	39			
333,220.00	21,532,050	65	19,790.00	1,143,375	58	2,240.00	117,190	52	220.00	18,338	83
104.00	13,667	131				90.80	18,080	199			
122,507.10	49,110,028	401	5,967.55	2,548,956	427	3,328.00	982,279	295			
68,299.80	24,036,433	352				25,482.00	8,921,784	350			
						27.50	4,726	172			
15.00	2,160	144									
						2,377.00	1,301,122	547			
27,514.00	2,553,407	93	72,350.00	7,134,429	99	82,840.00	5,993,908	72			
45,113.00	6,825,162	151	56,524.00	11,066,963	196	1,804.00	263,685	146	11,578.00	2,007,546	173
31,396.00	6,388,865	203	24,020.00	4,763,248	198	1,056.00	169,915	161	2,943.00	546,882	186
9,424.00	933,545	99				2,390.00	376,022	157			
1,329.00	155,841	117				70.00	6,578	94			
5.10	5,009	982	2,390.60	2,537,051	1,061	48.00	6,934	144			
2,713.60	2,312,451	852				95.80	98,983	1,033	10.00	7,236	724
758.06	242,731	320				8.00	3,872	484			
4,711.00	1,853,422	393				160.00	21,432	134			
72,957.70	44,657,185	612				163.50	8,678	53			
63,568.65	21,835,326	343	45.00	18,225	405	5,308.05	662,542	125			
202.80	45,946	227	2,456.02	1,055,551	430	26,898.30	6,229,134	232			
30,929.50	7,246,123	234	651,680.40	225,764,870	346	2,584.00	437,693	169	273.60	62,433	228
156,965.00	42,146,039	269				3,605.20	1,098,509	305			
2,006.00	431,319	215				260.00	36,948	142			
43,130.00	4,106,050	95									
42.50	14,658	345				124.60	33,923	272			
7.60	1,648	217	347.70	246,318	708	2.00	108	54			
985.50	769,587	781	2,497.00	1,033,677	414	79.10	37,081	469	11.00	6,059	551
						1,570.90	363,959	232			
77.40	15,454	200	102.00	53,136	521	70,081.60	46,834,487	668	121.75	55,746	458
						20,034.70	11,784,810	588			
						58.25	31,505	541			
						297.10	228,115	768			
						411.00	260,019	633			
						250.00	41,785	167			
3,106.50	1,584,095	510									
720.00	279,839	389				1,266.00	237,081	187			
200.00	17,928	90				1,246.00	141,287	113			
390.00	25,025	64				70.00	5,292	76			
125.00	6,833	55				805.00	84,731	105			
			75.00	22,324	298						
						246.20	589,264	2,393			
						30.00	6,286	210			
17.00	6,286	370									
15.00	2,700	180				266.00	79,466	299			
						16,696.10	8,975,545	538			
						202,505.40	131,372,281	649			
						18.75	7,020	374			
46.15	28,829	625				4.20	998	238			
						999.14	743,635	744			
			15.00	10,080	672						
						6.80	15,379	2,262			
22,425.70	368,261	16	26.00	38,146	1,467	252.00	436,852	1,734	11.20	3,456	309
						37,141.00	9,079,098	244			
						19,942.00	4,917,777	247			
205.00	33,251	162									
						19,674.70	6,356,613	323			
743.50	510,536	687	63.00	18,031	286	11,470.00	9,868,086	860			
145,722.20	15,695,773	108	69.00	26,698	387	11,303.40	6,491,330	574			
1,662,891.66	279,144,705	168	987,698.27	270,352,943	274	188,148.19	116,600,449	620			
						848,935.18	395,318,827	466	15,168.55	2,707,696	179

野菜品目別産地別取扱高表

(県内)			(中央市場)			三湘地区			(県内)			(中央)		
大川市			柳川市						みやま市					
数量(kg)	金額	平均@	数量(kg)	金額	平均@	数量(kg)	金額	平均@	数量(kg)	金額	平均@			
2,034.10	1,953,387	960										5,116.30	1,770,881	346
												2,502.70	1,003,496	401
												9,420.00	266,346	28
												473,035.00	24,854,944	53
			2,464.00	674,572	274	108.00	45,360	420						
						110,647.60	81,078,266	733						
												1,495.00	328,952	220
			43,300.00	6,449,434	149	600.00	38,880	65	790.00	30,432	39			
						888.00	163,792	184	28.00	2,268	81			
						300.00	58,089	194	144.00	25,628	178			
			110.00	22,216	202	60.00	7,308	122	310,840.80	81,786,665	263			
			5,088.00	1,242,267	244									
			68,313.60	66,413,892	972	78,515.60	83,650,490	1,065	8.00	9,020	1,128			
			608.00	422,753	695	154.80	126,096	815						
120.00	55,080	459	348,421.70	122,199,053	351				1,990,287.20	627,829,919	315			
			326,911.00	99,418,244	304	2,540.00	967,773	381	5,297.00	2,528,867	477			
			620.00	231,660	374				39,147.50	9,543,808	244			
									210.00	27,334	130			
									13,237.00	1,613,828	122			
									3.80	1,417	373			
8,715.80	6,240,478	716	34,886.80	29,889,261	857	160.00	77,975	487	3,948.00	2,986,632	756			
			1,616.50	410,163	254	4,870.00	1,027,003	211	5,650.00	1,328,551	235			
42.00	9,547	227							20.00	7,140	357			
			1,644.00	730,467	444				11,565.20	5,717,543	494			
									451.10	276,921	614			
2,868.30	1,555,424	542	6,876.00	3,969,075	577	40.00	23,220	580	1,439.75	569,489	396			
116.00	35,371	305							857.90	166,469	194			
									198,820.00	23,390,973	118	730.00	61,150	84
166.00	53,784	324												
									1,610.00	212,641	132			
44,849.90	34,425,340	768				5,619.25	4,317,806	768						
						515,559.00	121,172,355	235						
						1,302,359.40	484,507,210	372	276.00	100,013	362			
10,038.70	11,371,692	1,133												
2,050.20	1,089,844	532	6.00	4,200	700							1.35	1,197	887
									8,535.00	1,368,563	160			
			30.72	62,830	2,045							627.00	91,984	147
			1,377.50	1,375,366	998	3,234.27	2,475,807	765	-55.00	31,860	-579			
71,001.00	56,789,947	800	842,273.82	333,515,453	396	2,234,620.92	804,709,607	360	2,877,073.60	762,962,754	265			

野菜品目別産地別取扱高表

市場)			(県内)									(中央市場)		
大牟田市			三池地区			遠賀郡			直方市					
数 量(kg)	金額	平均@	数 量(kg)	金額	平均@	数 量(kg)	金額	平均@	数 量(kg)	金額	平均@			
						19,455.00	1,061,304	55						
						337,280.00	26,451,333	78						
						11,392.00	989,956	87						
			25.00	8,653	346				12,423.00	4,032,521	325			
						14,009.00	3,815,596	272						
			80.00	18,252	228									
						1,630.00	375,754	231						
									18,246.00	4,718,842	259			
			38,789.80	40,349,481	1,040									
			28.00	6,048	216				4,672.00	1,200,150	257			
									50.00	3,456	69			
			63,079.00	16,583,083	263	6,004.00	1,518,652	253	1,476.00	209,121	142			
65.00	23,522	362												
			250.00	45,943	184									
			18,672.00	12,975,530	695									
									350.00	51,678	148			
1,861.00	513,961	276												
526,159.00	152,113,380	289												
						146,141.57	41,139,670	282						
						5,744.00	4,770,452	831						
						17,692.60	7,998,171	452						
						1,440.00	108,269	75						
528,085.00	152,650,863	289	120,923.80	69,986,990	579	560,788.17	88,229,157	157	37,217.00	10,215,768	274			

野菜品目別産地別取扱高表

(県内) (中央市場)

鞍手地区			飯塚市			嘉穂地区			田川地区		
数量(kg)	金額	平均@	数量(kg)	金額	平均@	数量(kg)	金額	平均@	数量(kg)	金額	平均@
1,826.00	104,626	57	3,926.00	254,880	65						
			315.00	10,459	33						
242.00	116,708	482	1,226.00	709,908	579	140,634.00	14,776,669	105			
20,730.25	10,713,179	517									
						14,596.00	799,178	55	8,675.00	437,745	50
			7,190.00	347,608	48				17,254.00	1,519,926	88
93.95	43,137	459									
3.78	1,944	514									
3,606.90	3,724,518	1,033									
211.50	37,761	179				21,249.10	5,117,113	241			
									180.00	38,826	216
									124.00	23,004	186
34,860.00	7,640,669	219	264.00	60,480	229	31,018.00	7,763,364	250			
			24.00	3,672	153	85.00	93,420	1,099	5,822.20	6,274,698	1,078
212.40	38,048	179									
1,466.60	268,624	183	100.00	22,980	230	2,686.00	573,876	214	70,876.00	17,495,818	247
40,185.00	12,327,073	307	1,656.00	349,920	211				19,555.00	6,223,597	318
									3,521.30	1,722,772	489
49,335.00	13,118,757	266				78,385.00	19,020,840	243			
						590.00	101,952	173			
40.75	21,828	536									
						5,950.10	3,971,894	668			
			888.00	175,770	198				9,580.20	4,910,278	513
48.00	32,152	670									
			200.00	48,600	243						
									1,297.30	1,208,525	932
0.05	22	440									
57.60	36,917	641									
163.20	77,013	472									
4.66	6,160	1,322									
0.35	529	1,511									
						14,870.00	3,690,967	248			
			18,706.00	5,185,034	277	30,280.10	7,818,196	258			
18,475.50	4,027,407	218							78.00	98,064	1,257
171,563.49	52,337,072	305	34,495.00	7,169,311	208	340,343.30	63,727,469	187	136,963.00	39,953,253	292
67,811.20	22,278,894	329									

野菜品目別産地別取扱高表

(県内)			(中央市場)			北九州市			(県内)			(中央市場)		
数量(kg)	金額	平均@	数量(kg)	金額	平均@	数量(kg)	金額	平均@	数量(kg)	金額	平均@	数量(kg)	金額	平均@
									5,878,963.10	279,837,988	48			
						43.00	3,699	86	739,941.17	55,947,668	76			
						1,890.00	173,751	92	67,351.30	13,258,546	197			
									18,783.00	11,604,546	618			
									2,811.00	757,971	270			
						2,056.00	2,037,786	991	267,610.20	43,233,373	162			
									58,823.49	31,576,806	537			
			9,000.00	470,295	52				665,580.50	26,282,339	39			
						973,815.00	60,174,107	62	7,353,048.80	494,510,484	67			
									31,370.00	2,621,986	84			
									565,925.00	266,668,974	471			
									1,078,752.55	387,985,764	360			
									848,306.79	601,783,097	709			
									1,912.60	558,032	292			
						300.00	86,100	287	138,750.95	39,971,669	288			
						28.00	4,083	146	72,401.30	18,865,258	261			
									138.80	104,446	752			
									111,856.75	48,214,649	431			
									112,102.30	38,680,435	345			
									1,738,095.40	194,770,819	112			
									687,012.50	130,103,049	189			
									560,377.00	115,875,940	207			
									318,153.00	83,037,320	261			
									229,104.50	33,115,169	145			
									1,555,007.18	394,552,233	254			
									240,188.15	250,351,876	1,042			
									39,827.51	34,671,610	871			
									127,870.96	35,720,425	279			
									92,419.95	25,657,479	278			
									100,353.90	58,092,874	579			
									1,951,159.04	614,964,730	315			
775.00	165,370	213							2,943,330.78	925,782,610	315			
						161,756.00	34,753,438	215	2,837,992.66	865,877,002	305			
						12.00	8,100	675	3,057,736.01	778,497,363	255			
									86,206.10	10,676,703	124			
									84,253.80	8,313,100	99			
						144.00	52,489	365	2,837.20	722,108	255			
						15.00	14,580	972	10,576.01	6,241,024	590			
									78,282.80	60,293,405	770			
5,765.00	992,515	172							56,987.40	10,941,943	192			
									5,073.00	1,668,310	329			
						4,443.80	2,601,033	585	166,629.49	111,370,578	668			
									24,782.42	14,373,597	580			
									877.93	555,753	633			
									4,836.75	3,304,573	683			
									15,148.21	8,026,622	530			
									8,289.25	1,558,789	188			
									54,918.90	25,246,335	460			
									8,766.32	3,630,125	414			
						52.50	15,482	295	36,140.70	7,551,064	209			
									420,537.90	48,224,459	115			
									6,514.00	710,880	109			
									15,401.50	920,223	60			
									13,805.40	851,744	62			
									75.00	22,324	298			
									489.95	827,403	1,689			
									759.85	170,650	225			
						10.00	3,780	378	542.70	202,397	373			
									561.30	162,779	290			
									2,824.00	325,443	115			
									71,558.55	50,623,234	707			
									1,290,443.00	331,620,113	257			
									1,505,964.80	616,588,239	409			
									18.75	7,020	374			
									10,047.70	11,374,608	1,132			
									322,763.32	91,544,089	284			
									2,138.30	4,434,818	2,074			
									2,176.43	1,640,269	754			
									46,408.80	37,225,188	802			
									11,591.75	18,427,134	1,590			
									211,684.63	188,705,647	891			
									65,338.60	14,909,324	228			
									22,483.00	5,423,472	241			
									774.50	142,592	184			
									22,754.70	6,715,331	295			
									4,372.80	885,937	203			
						6,884.00	5,228,897	760	18,354.00	15,096,983	823			
						174.55	224,877	1,288	651,816.20	115,379,383	177			
						49,117.80	4,958,135	101	835,502.07	240,354,878	288			
6,540.00	1,157,885	177	9,000.00	470,295	52	1,200,741.65	110,340,337	92	40,695,367.92	8,981,525,120	221			
									337,856.91	95,618,142	283			

野菜品目別産地別取扱高表

品目	産地	(県名) 北海道			(中央市場)			(県名) 岩手県			(中央)			
		数量(kg)	金額	平均@	数量(kg)	金額	平均@	数量(kg)	金額	平均@	数量(kg)	金額	平均@	
根菜類	大根	2,437,821.00	222,997,586	91	702,750.00	62,900,543	90	25,116.00	3,324,834	132				
	かぶ	3,844.50	528,046	137	3,797.00	931,443	245							
	人参	3,344,168.75	384,683,908	115	624,255.00	74,860,774	120							
	ごぼう	68,330.80	16,169,351	237	515,410.20	127,658,591	248							
葉菜類	れんこん													
	たけのこ													
	ゆでたまご													
	白菜	298,750.00	27,507,071	92	2,350.00	170,813	73	2,535.00	264,610	104				
	キャベツ	230,357.00	20,441,638	89	8,130.00	746,787	92	10,050.00	774,900	77				
	グリーンポウ	57,070.00	8,442,049	148										
	春菊													
	ほうれん草	15,061.20	18,293,710	1,215	1,375.00	871,025	633	63.50	55,350	872				
	青葱													
	白葱	117,652.00	35,093,713	298	1,495.00	481,626	322							
茎菜類	ふじ													
	つばき													
	みょうろ	50.00	21,060	421				150.00	63,720	425				
	レタ	11,803.00	3,850,967	326				1,460.00	190,264	130				
	サニーレタ	2,863.00	1,200,701	419										
	グリーンリーフ	4,859.00	3,275,737	674				40.00	16,200	405				
	セルリー	2,910.00	845,370	291										
	カリフラワー	2,552.00	884,855	347										
	ブロッコリー	174,989.00	89,876,898	514	276.00	36,623	133							
	アスパラ	1,520.80	1,916,893	1,260				18.90	21,033	1,113				
葉菜類	パセリ	395.20	639,943	1,619										
	チンゲンサイ	18.00	5,832	324										
	かつお菜													
	サラダ菜													
	その他葉菜類	5,265.50	2,577,891	490	42.00	19,342	461	558.00	356,616	639	65.70	38,880	592	
	果菜類	茄子												
		トマト	111,119.00	44,096,707	397	93,563.70	32,606,713	348						
		きゅうり	30,055.00	12,194,679	406	15,905.00	5,030,294	316	16,845.00	6,140,535	365	1,419.60	787,880	555
		南瓜	1,703,125.00	309,342,408	182	6,820.00	990,079	145						
		白瓜												
ピーマン					14,456.80	4,972,169	344	1,498.00	388,001	259				
ししとう														
オクラ														
とうもろこし		355,629.00	71,955,866	202	4,966.00	996,809	201							
米ナス		20.00	9,072	454							172.50	125,960	730	
豆類	ペテマ	66,680.30	62,066,097	931	7,772.70	5,591,635	719							
	いんげん	3,550.40	4,706,932	1,326	466.00	224,542	482	8.00	4,200	525				
	きぬさや	7,931.19	15,060,464	1,899	90.00	177,822	1,976	46.00	123,012	2,674				
	さやえんどう	2,291.39	3,587,220	1,566										
	実えんどう													
	そら豆	324.00	179,625	554	370.00	143,921	389				380.00	317,283	835	
	枝豆				1,044.30	551,085	528							
	その他豆類	638.10	526,913	826										
	土物類	里芋												
		玉葱	18,152,042.00	1,880,942,226	104									
甘藷														
馬鈴薯		1,662,764.60	179,496,268	108	13,010.00	1,862,676	143							
メークイ		5,293,347.85	519,979,782	98	306,670.00	45,380,611	148							
長芋		1,642,794.50	644,751,160	392	817,471.70	309,827,291	379	360.00	77,760	216				
山の芋														
らっきょう														
にんにく					74,823.70	121,954,579	1,630							
生姜														
茸類	アーリーレッド	14,445.50	3,444,168	238										
	松茸				86.40	72,240	836	84.68	2,348,406	27,733	4.00	2,016	504	
	椎茸	360.00	85,050	236										
	えのめ										32.40	11,664	360	
	しなめこ										18.75	7,219	385	
	マッシュルーム	125.38	289,032	2,305										
	香辛雑物類	貝割れ												
		大葉	4.00	8,400	2,100									
		妙薬										97.50	159,251	1,633
		菜の花												
ハーブ		151.90	296,352	1,951	21.00	22,050	1,050				12.00	5,346	446	
その他香辛野菜		1,513.50	1,373,910	908	50.10	106,272	2,121	32.60	75,388	2,313	86.00	79,704	927	
大豆														
小豆														
ボス														
その他		ゆず												
	もやし													
	野菜加工品	158,497.70	31,913,072	201	79.90	57,019	714							
	野菜	67,760.42	60,767,112	897	556.22	501,137	901	30.25	100,022	3,307	61.50	54,195	881	
	その他野菜													
	合計	36,055,451.48	4,686,325,734	130	3,218,103.72	799,746,511	249	58,895.93	14,324,851	243	2,349.95	1,589,398	676	

野菜品目別産地別取扱高表

市 場)			(県 名) (中 央 市 場)								
秋 田 県			山 形 県			福 島 県			茨 城 県		
数 量(kg)	金 額	平均@	数 量(kg)	金 額	平均@	数 量(kg)	金 額	平均@	数 量(kg)	金 額	平均@
									3,575.00	106,240	30
									20.00	31,428	1,571
									254,363.00	54,596.727	215
									589,278.00	33,562.148	57
									37,970.00	2,398.248	63
15.30	14,580	953							19.00	45,162	2,377
500.00	44,712	89							6,200.00	1,445,947	233
			5.40	5,145	953				51.60	86,072	1,668
									141,714.50	22,019,886	155
									24.00	1,620	68
									50.50	125,442	2,484
									120.00	54,216	452
110.00	23,112	210							3.00	4,320	1,440
									150.00	250,560	1,670
									66.00	49,368	748
12.00	3,110	259	2.00	2,592	1,296	99.30	34,371	346	4,883.60	4,392,126	899
									10,571.00	3,667,822	347
									39,250.00	9,419,482	240
			360.00	148,608	413	1,450.00	662,256	457	120.00	33,156	276
200.00	32,314	162							12,260.00	2,361,430	193
			10.00	9,504	950				1,814.00	459,054	253
			6.00	14,904	2,484				13.30	19,311	1,452
									5.00	2,160	432
									600.00	83,829	140
672.50	542,484	807	141.00	82,188	583				2,749.00	885,061	322
			386.30	306,160	793						
						20.00	24,332	1,217			
						106.00	130,075	1,227	62.00	81,972	1,322
48.00	82,123	1,711				8.00	6,480	810			
			20.00	21,420	1,071				624.00	432,972	694
			4,255.50	5,765,202	1,355						
									6,975.00	1,180,634	169
									1,970.00	251,413	128
									121,480.00	18,034,649	148
									13.50	5,832	432
									2.80	6,567	2,345
									4.00	6,480	1,620
									240.40	162,169	675
5.00	3,150	630				3.00	3,726	1,242	19.50	38,232	1,961
619.40	987,196	1,594	620.05	1,017,489	1,641	10.00	31,585	3,158	16.65	32,616	1,959
			271.00	86,463	319				262.70	338,998	1,290
3,918.47	5,928,445	1,513	933.75	2,191,540	2,347	16.00	6,545	409	3,135.15	3,023,721	964
6,100.67	7,861,226	1,256	7,011.00	9,651,215	1,377	1,712.30	899,370	525	1,240,676.20	159,697,070	129

野菜品目別産地別取扱高表

市場)			(県名)						(中央市場)		
石川県			福井県			山梨県			長野県		
数量(kg)	金額	平均@	数量(kg)	金額	平均@	数量(kg)	金額	平均@	数量(kg)	金額	平均@
390.00	62,154	159							2,490.00	269,892	108
85.00	48,254	568									
50.00	51,084	1,022									
30.00	15,336	511									
						31,455.00	2,105,601	67	14,606,576.00	1,103,162,284	76
						1,990.00	259,956	131	255,885.00	36,143,742	141
						8,640.00	713,286	83	914,660.00	106,955,349	117
									23,000.19	17,036,100	741
			300.00	119,880	400				171,345.00	54,032,651	315
			45.00	4,633	103						
						1,730.00	392,364	227	4,597,791.00	832,474,924	181
						1,680.00	481,680	287	362,002.00	147,306,409	407
									304,760.00	124,995,418	410
									304,320.40	70,594,217	232
						90.00	54,864	610	4,507.00	1,435,344	318
2,646.00	1,446,617	547							3,604.50	1,886,208	523
									15.60	16,848	1,080
									13,812.40	16,236,276	1,175
									26,790.00	7,980,226	298
									223,300.10	117,913,601	528
120.00	42,380	353							-3.00	-8,208	2,736
									340.00	106,920	314
51,845.00	9,699,967	187							404.00	90,396	224
									22.00	11,557	525
									90.00	114,696	1,274
									1,599.00	330,643	207
									1,067.00	346,949	325
									1,336.50	4,351,764	3,256
									62.00	49,799	803
									8.00	7,776	972
			252.00	145,152	576						
			108.00	41,408	383						
190.00	106,685	562									
									362,784.00	140,103,390	386
90.00	80,340	893									
									69.55	2,563,272	36,855
									5,698.50	1,679,374	295
									28,819.00	7,598,537	264
									287.00	161,119	561
									206.30	144,483	700
									829.80	201,415	243
									1,275.00	454,333	356
									3,603.20	1,500,532	416
1,392.00	364,038	262	32.00	12,096	378				40,147.48	22,622,056	563
56,838.00	11,916,855	210	737.00	323,169	438	45,585.00	4,007,751	88	22,263,512.52	2,820,874,612	127

野菜品目別産地別取扱高表

(県 名) (中 央 市 場)											
岐 阜 県			静 岡 県			愛 知 県			三 重 県		
数 量(kg)	金 額	平均@	数 量(kg)	金 額	平均@	数 量(kg)	金 額	平均@	数 量(kg)	金 額	平均@
						11.20	2,160	193			
						2,706.00	298,626	110			
						1,500.00	89,250	60			
						35,255.00	2,266,350	64			
14.00	4,305	308				3.70	5,843	1,579			
			600.00	871,560	1,453						
						457.00	172,995	379			
			79.00	16,540	209	58.00	14,904	257	1,235.80	261,503	212
			81.00	38,027	469						
			840.00	136,974	163	1.40	2,761	1,972	24.00	76,950	3,206
						8.00	15,120	1,890			
			289.65	308,982	1,067	4.40	10,152	2,307			
			1,251.80	1,502,224	1,200						
			374.00	322,236	862	4.00	8,683	2,171			
31.50	48,642	1,544	1,546.30	408,035	264	1,754.30	1,098,106	626			
						400.00	168,000	420			
12,644.00	3,590,998	284				360.00	109,200	303			
						500.00	106,155	212			
			106.00	67,284	635	30.00	16,200	540			
			119.00	200,480	1,685						
52.00	26,331	506									
250.50	292,266	1,167	1.00	4,860	4,860	181.20	294,364	1,625	6.00	6,480	1,080
						0.50	648	1,296			
						12.00	2,592	216			
			1,131.00	3,275,421	2,896	891.40	1,486,432	1,668			
						22.00	14,256	648			
						40.00	31,500	788			
32.00	30,132	942									
152.80	99,274	650	60.50	63,180	1,044						
			6.00	3,024	504						
			1,269.25	827,676	652	10.00	3,046	305			
			8,590.00	1,817,409	212						
			770.00	233,712	304						
4.00	756	189									
			12.00	10,692	891	443.30	1,369,947	3,090			
			60.00	10,087	168						
									617.50	1,280,977	2,074
									15.00	5,670	378
			6.00	4,536	756						
			548.75	1,647,954	3,003						
						1,897.00	5,129,339	2,704			
						10.50	3,675	350			
						2.00	1,080	540			
7.50	3,467	462	6.92	11,430	1,652	299.45	870,955	2,909	246.50	444,151	1,802
10.00	5,130	513	5,728.75	41,139,151	7,181	34,391.87	124,924,114	3,632	29.75	46,283	1,556
			6.00	3,888	648	25.00	14,693	588			
553.60	849,281	1,534	4,750.71	4,445,881	936	20,441.04	11,236,094	550	397.20	64,637	163
13,751.90	4,950,582	360	28,233.63	57,371,243	2,032	101,720.26	149,767,240	1,472	2,571.75	2,186,651	850

野菜品目別産地別取扱高表

(県名) 滋賀県 (中央市場)			京都府			大阪府			(県名) 兵庫県 (中央)		
数量(kg)	金額	平均@	数量(kg)	金額	平均@	数量(kg)	金額	平均@	数量(kg)	金額	平均@
			44.00	28,533	648						
5.00	1,944	389	65.00	23,803	366						
			10.00	16,380	1,638						
			26.00	68,250	2,625						
									30.00	2,762	92
									190.00	-6,912	-36
									3,410.00	156,708	46
									15.00	7,128	475
									234.00	120,096	513
									45.00	71,604	1,591
			26.10	63,156	2,420				151.40	65,357	432
			542.55	803,757	1,481	12.00	15,552	1,296	420.50	394,632	938
			144.00	92,038	639	3,967.00	2,350,617	593	255.00	68,709	269
									444.00	295,142	665
									104.00	49,464	476
									201,178.00	36,286,791	180
			2,700.00	325,620	121						
									170.00	34,161	201
			13,103.63	10,487,825	800						
									297.70	361,001	1,213
						2.00	1,728	864	40.00	32,040	801
			33.00	52,605	1,594				10.00	1,080	108
									14.00	18,037	1,288
20.00	28,087	1,404	20.00	12,960	648	58.90	208,077	3,533	43.00	72,216	1,679
			15.00	12,204	814						
513.30	1,018,019	1,983	2,318.00	1,185,200	511	201.24	57,856	287	659.60	384,397	583
538.30	1,048,050	1,947	19,047.28	13,172,331	692	4,241.14	2,633,830	621	207,711.20	38,414,413	185

野菜品目別産地別取扱高表

市 場)			(県 名)			(中 央 市 場)					
奈 良 県			和 歌 山 県			鳥 取 県			鳥 根 県		
数 量(kg)	金 額	平均@	数 量(kg)	金 額	平均@	数 量(kg)	金 額	平均@	数 量(kg)	金 額	平均@
			43.50	63,908	1,469						
			680.00	19,138	28						
						876.00	364,500	416			
			20.00	6,642	332				3.00	3,888	1,296
						1,488.00	845,857	568			
						14.00	4,914	351			
			46.00	35,208	765						
110.00	144,537	1,314	204.70	253,910	1,240				75.00	93,960	1,253
6,289.50	2,176,823	346	67.50	24,095	357						
			36.00	30,218	839	186.00	159,084	855			
			68.00	88,704	1,304						
			14.00	14,700	1,050						
			14.00	16,800	1,200						
						312.00	205,416	658			
									160.00	68,356	427
20.00	25,380	1,269				46,671.50	24,135,837	517			
			50.00	9,601	192						
4.00	5,130	1,282									
			32.05	63,741	1,989				81.90	160,924	1,965
			95,015.00	34,378,066	362						
			82.00	53,567	653						
32.00	14,526	454	52.50	7,830	149						
						4,490.00	1,272,124	283			
			11,132.10	5,697,246	512	130.00	56,160	432			
64.50	71,898	1,115	2,080.90	1,111,443	534	1,236.14	1,059,635	857	149.15	45,246	303
6,520.00	2,438,294	374	109,638.25	41,874,817	382	55,403.64	28,103,527	507	469.05	372,374	794

野菜品目別産地別取扱高表

(県 名)			(中 央 市 場)								
岡 山 県			広 島 県			山 口 県			徳 島 県		
数 量(kg)	金 額	平均@	数 量(kg)	金 額	平均@	数 量(kg)	金 額	平均@	数 量(kg)	金 額	平均@
						486,567.00	26,517,590	54			
781.00	392,645	503							7,020.00	1,039,802	148
						3,230.00	172,155	53			
			3,227.12	3,317,679	1,028	14,604.19	13,088,105	896			
			120,985.00	66,207,693	547	4,132.05	27,807,804	6,730			
			7,045.30	6,294,665	893	111.00	164,622	1,483			
1,457.20	4,265,810	2,927									
30.00	10,631	354							66.00	5,816	88
11,810.00	5,311,622	450							1,790.00	843,822	471
			20.00	16,740	837	6.00	23,133	3,856			
						632.00	782,353	1,238			
123.50	16,497	134	10.00	2,128	213	233.40	596,372	2,555	154.00	46,536	302
149.00	116,937	785				654.90	443,773	678			
			56,016.80	15,545,442	278	297,396.50	82,320,048	277			
									4.50	8,820	1,960
23,859.00	3,952,357	166							71.00	29,862	421
18.00	8,768	487									
5.00	3,348	670							628.50	1,012,493	1,611
62.50	9,558	153							63.00	28,404	451
2.40	3,110	1,296	1,445.00	702,088	486	40.50	67,381	1,664			
									7.00	11,772	1,682
145.00	80,568	556							332.00	278,262	838
						2,301.75	2,535,723	1,102			
						6,091.00	2,203,236	362	1,040.00	645,646	621
84,895.00	6,967,714	82				2,710.00	547,794	202	21,600.00	3,382,560	157
									90,220.00	28,877,269	320
									120.00	97,135	809
									10.00	2,808	281
			11.00	7,802	709	32.64	2,334,474	71,522			
			30.00	17,334	578						
57,663.79	66,976,802	1,162	6.00	4,284	714						
			512.10	414,109	809						
						3,884.04	3,372,754	868	1,004.00	899,976	896
109.20	153,327	1,404	77.00	127,758	1,659	10,302.98	27,232,871	2,643	2,558.76	6,087,302	2,379
57.50	27,615	480	23.00	24,300	1,057				3,140.95	2,593,649	826
			293.76	288,681	983						
107,423.50	10,895,256	101	7,054.00	5,382,573	763	17,236.44	17,904,741	1,039	8,509.35	12,093,317	1,421
288,591.59	99,192,565	344	196,756.08	98,353,276	500	850,166.39	208,114,929	245	138,339.06	57,985,251	419

野菜品目別産地別取扱高表

(県名) 香川県 (中央市場)			(県名) 愛媛県			(県名) 高知県			(県名) 福岡県 (中央)		
数量(kg)	金額	平均@	数量(kg)	金額	平均@	数量(kg)	金額	平均@	数量(kg)	金額	平均@
5,785.00	135,648	23							5,878,963.10	279,837,988	48
									739,941.17	55,947,668	76
12,305.59	4,943,635	402				25.10	20,633	822	67,351.30	13,258,546	197
									18,783.00	11,604,546	618
									2,811.00	757,971	270
									267,610.20	43,233,373	162
						4,148.00	4,868,241	1,174	58,823.49	31,576,806	537
									665,580.50	26,282,339	39
									7,353,048.80	494,510,484	67
									31,370.00	2,621,986	84
									565,925.00	266,668,974	471
									1,078,752.55	387,985,764	360
									848,306.79	601,783,097	709
									1,912.60	558,032	292
									138,750.95	39,971,669	288
						4.00	961	240	72,401.30	18,865,258	261
						44.00	8,544	194	138.80	104,446	752
						245.00	33,325	136	111,856.75	48,214,649	431
						20,752.00	12,131,198	585	112,102.30	38,680,435	345
									1,738,095.40	194,770,819	112
									687,012.50	130,103,049	189
128.00	8,889	69							560,377.00	115,875,940	207
30.00	2,430	81							318,153.00	83,037,320	261
									229,104.50	33,115,169	145
2,166.00	402,675	186							1,555,007.18	394,552,233	254
315.45	503,296	1,595							240,188.15	250,351,876	1,042
80.00	145,800	1,822							39,827.51	34,671,610	871
									127,870.96	35,720,425	279
									92,419.95	25,657,479	278
									100,353.90	58,092,874	579
						65.00	60,736	934	1,951,159.04	614,964,730	315
			150.00	15,660	104	7,012.10	6,840,790	976	2,943,330.78	925,782,610	315
						14,896.00	15,617,655	1,048	2,837,992.66	865,877,002	305
						665.90	724,995	1,089	3,057,736.01	778,497,363	255
						40.00	18,576	464	86,206.10	10,676,703	124
									84,253.80	8,313,100	99
						58,735.33	31,746,117	540	2,837.20	722,108	255
			109.00	52,898	485	96,833.60	115,086,845	1,189	10,576.01	6,241,024	590
411.00	472,716	1,150				1,332.40	2,016,337	1,513	78,282.80	60,293,405	770
									56,987.40	10,941,943	192
						94,942.33	30,480,989	321	5,073.00	1,668,310	329
									166,629.49	111,370,578	668
			142.00	111,564	786	48,359.26	39,286,125	812	24,782.42	14,373,597	580
			8.00	15,120	1,890				877.93	555,753	633
14.00	16,848	1,203	6.00	4,536	756				4,836.75	3,304,573	683
250.00	105,894	424							15,148.21	8,026,622	530
			200.00	87,588	438	16.00	6,156	385	8,289.25	1,558,789	188
									54,918.90	25,246,335	460
									8,766.32	3,630,125	414
						35.00	22,032	629	36,140.70	7,551,064	209
189,360.00	39,019,439	206	330,700.00	66,432,400	201				420,537.90	48,224,459	115
						60.00	19,440	324	6,514.00	710,880	109
									15,401.50	920,223	60
									13,805.40	851,744	62
									75.00	22,324	298
			290.00	375,270	1,294				489.95	827,403	1,689
						9,190.00	5,216,508	568	759.85	170,650	225
20.00	12,744	637							542.70	202,397	373
						52,260.00	36,933,445	707	561.30	162,779	290
									2,824.00	325,443	115
									71,558.55	50,623,234	707
									1,290,443.00	331,620,113	257
									1,505,964.80	616,588,239	409
									18.75	7,020	374
									10,047.70	11,374,608	1,132
									322,763.32	91,544,089	284
			6,095.80	17,786,066	2,918				2,138.30	4,434,818	2,074
						148,435.35	243,260,509	1,639	2,176.43	1,640,269	754
174.00	153,563	883				4.00	4,320	1,080	46,408.80	37,225,188	802
									11,591.75	18,427,134	1,590
			36.00	28,080	780	8,537.60	5,974,343	700	211,684.63	188,705,647	891
									65,338.60	14,909,324	228
			1,090.00	846,342	776				22,483.00	5,423,472	241
									774.50	142,592	184
			236.00	217,868	923	14,144.90	7,709,459	545	22,754.70	6,715,331	295
									4,372.80	885,937	203
						816.00	453,858	556	18,354.00	15,096,983	823
						2,668.48	638,661	239	651,816.20	115,379,383	177
173.10	193,137	1,116	375.00	454,423	1,212	1,825.30	1,556,602	853	835,502.07	240,354,878	288
211,212.14	46,116,714	218	339,437.80	86,427,815	255	586,092.65	560,737,400	957	40,695,367.92	8,981,525,120	221
									337,856.91	95,618,142	283

野菜品目別産地別取扱高表

市場)									(中央市場)								
佐賀県			長崎県			(県名)熊本県			大分県								
数量(kg)	金額	平均@	数量(kg)	金額	平均@	数量(kg)	金額	平均@	数量(kg)	金額	平均@						
6,643.00	370,372	56	2,603,039.00	126,326,222	49	4,203,788.00	249,470,222	59	95,970.00	4,521,075	47						
160.00	8,877	55	963.50	30,091	31	3,728.00	190,017	51	4,004.30	1,357,680	339						
2,235.90	1,386,880	620	4,661,319.10	488,149,213	105	1,604,750.80	120,213,906	75	204,126.00	18,666,745	91						
140.00	21,946	157	84.00	25,746	306	183,454.35	75,506,448	412	93,073.76	32,993,804	354						
1,177,633.80	481,507,406	409				35,767.00	26,347,127	737	2,720.00	1,185,516	436						
54.90	61,543	1,121	1,513.40	124,967	83	357,944.55	47,095,405	132	20.00	36,750	1,838						
1,794.90	1,412,815	787	45.80	14,634	320	369.00	205,524	557									
768.50	39,598	52	1,302,755.00	66,981,243	51	5,602,072.00	251,125,943	45	8,306,727.00	367,673,748	44						
1,119,072.00	80,214,117	72	382,135.00	23,983,738	63	7,599,500.00	577,759,011	76	1,699,485.00	107,899,775	63						
			610.00	21,017	34	99,292.00	7,237,987	73	41,906.00	2,866,780	68						
214.40	66,794	312	794.80	102,625	129	1,832.60	852,570	465	1,936.00	564,972	292						
88,426.74	58,014,580	656	105,435.25	55,215,326	524	145,022.40	73,194,046	505	22,825.25	15,129,968	663						
95,156.40	56,374,506	592	2,779.00	896,941	323	14,140.10	6,562,005	464	123,982.00	65,381,869	527						
						146.20	18,953	130	15.00	13,608	907						
7,684.10	2,174,934	283	74,750.10	19,006,356	254	63,362.80	14,704,511	232	1,878,221.00	607,090,419	323						
8.00	1,901	238	73.40	18,075	246	105.89	27,614	261	110.00	32,832	298						
5.20	1,925	370	3,028.80	1,783,871	589				6,539.40	3,197,958	489						
5.20	8,001	1,539	265.50	119,138	449				71,281.70	38,340,787	538						
60.00	29,214	487	21,544.10	12,188,412	566	431,421.35	193,597,600	449	458,594.30	217,537,570	474						
64,619.80	11,522,052	178	4,917,123.00	480,568,620	98	402,329.00	48,870,245	121	404,814.00	48,648,500	120						
12,307.00	1,814,829	147	13,666.00	2,128,149	156	1,964.00	218,169	111	588.00	149,689	255						
22,033.00	2,913,628	132	24,870.00	5,093,644	205	2,671.00	205,099	77	120.00	15,240	127						
6,183.00	1,254,152	203	25,858.00	4,153,371	161	40,115.60	6,602,385	165	387.20	174,024	449						
1,260.00	140,011	111	642.00	60,612	94	130,387.00	16,280,362	125	131.00	31,568	241						
80,755.50	15,262,817	189	181,576.00	64,028,778	353	91,768.00	27,728,736	302	2,361.00	556,251	236						
199,887.97	216,319,212	1,082	66,245.06	70,726,435	1,068	46,078.65	49,536,697	1,075	4,044.50	4,713,517	1,165						
17,108.20	20,875,641	1,220	1.80	1,477	821	2,478.60	1,784,539	720	19,807.70	19,996,314	1,010						
75,103.30	23,314,885	310	28.00	6,357	227	105,433.70	33,750,957	320	72,901.20	24,542,372	337						
16.00	648	40	7.50	259	35												
1,202,845.60	691,810,734	575	82,431.85	24,760,454	300	50,037.90	11,617,708	232	72,008.43	34,030,031	473						
86,251.40	21,313,202	247	20,377.10	2,511,940	123	1,244,800.05	283,213,220	228	311,887.70	96,349,890	309						
11,001.50	2,205,690	200	565,182.60	152,175,559	269	4,173,495.10	1,120,336,973	268	547,709.10	145,128,146	265						
1,791,775.40	448,712,930	250	478,463.00	129,464,274	271	1,743,795.91	432,266,465	248	138,297.40	39,388,560	285						
15,647.00	2,395,432	153	447,303.00	89,674,305	200	75,574.50	11,679,450	155	42,530.00	7,347,551	173						
130.00	4,212	32	856.00	19,324	23	12,188.00	1,191,082	98	155.00	4,925	32						
6,122.47	2,809,298	459	1,255.94	386,137	307	400,435.01	124,874,145	312	546,754.45	181,365,340	332						
144.85	72,658	502	18,747.20	15,508,236	827	1,171.69	479,800	409	1,506.10	689,915	458						
			4,563.30	2,713,660	595	10,361.10	7,416,198	716									
325.00	98,064	302	39,353.64	7,249,889	184	95,855.80	20,640,176	215	257,348.00	47,891,095	186						
			5.20	580	112	290.50	23,710	82	442.50	125,809	284						
74,495.65	40,580,139	545	400,650.26	228,310,450	570	558,078.41	251,685,396	451	218,201.62	107,714,422	494						
354.60	112,701	318	18,334.80	12,042,373	657	23,759.31	14,632,055	616	21,643.55	17,821,226	823						
34.90	26,677	764	4,166.45	4,267,985	1,024	521.20	449,267	862	2,944.10	3,853,576	1,309						
221.70	95,021	429	18,799.20	17,138,828	912	11,763.09	11,209,369	953	5,945.80	5,699,275	959						
13.20	4,666	353	3,992.35	1,794,502	449	11,545.00	6,206,269	538	645.00	287,226	445						
24.80	21,600	871	35,431.70	10,719,759	303	2,787.85	702,628	252	16.00	4,298	269						
100.00	17,280	173	1,604.75	359,605	224	37.20	21,522	579	1,801.00	1,179,166	655						
48.00	17,526	365	176.60	30,598	173	487.45	188,652	387									
4,615.00	946,983	205	2,618.50	377,174	144	216,574.90	64,498,732	298	46,308.00	12,667,881	274						
7,796,048.90	891,065,955	114	1,989,726.00	244,846,267	123	182,104.00	23,569,950	129	2,750.00	292,249	106						
360.00	23,879	66	2,343.00	228,088	97	258,159.50	35,285,364	137	261,390.00	54,130,173	207						
112,897.00	11,871,296	105	2,498,817.40	280,968,572	112	8,420.00	597,612	71									
125,433.00	16,169,664	129	1,279,255.40	200,107,238	156	31,203.50	3,219,550	103									
1,178.90	1,491,219	1,265	58.00	9,753	168	6,022.30	1,611,111	268	20.00	6,048	302						
16.00	4,795	300	90.00	23,143	257	1,489.50	315,349	212	21.00	20,088	957						
2,775.20	1,213,225	437	9,382.00	6,565,611	700	5,218.85	2,668,796	511	2,485.60	4,070,757	1,638						
35,381.60	21,908,067	619	246,591.65	124,924,519	507	117,247.20	75,417,988	643									
32,984.00	5,434,893	165	6,385.00	667,748	105	1,918.00	178,533	93	10.00	1,436	144						
									2.46	179,928	73,141						
51.40	39,026	759	330,512.40	279,570,412	846	159,394.35	111,338,168	699	284,159.45	245,698,503	865						
61,696.00	15,547,549	252	1,114,681.80	305,848,864	274	25,248.00	3,640,658	144	221,630.60	68,891,322	311						
			360.00	160,218	445												
			206,147.30	84,974,844	412	7.30	3,893	533	61,816.07	23,105,279	374						
10,571.80	27,729,838	2,623	300.00	1,029,120	3,430	3,872.90	11,248,338	2,904	14,300.71	7,991,654	559						
16.00	28,080	1,755	91.90	15,339	167	400.34	220,222	550	146.65	174,548	1,190						
136.00	58,064	427	9,186.30	6,520,891	710	3,893.85	1,527,688	392	13,532.60	14,628,552	1,081						
593.00	973,125	1,641				349.00	748,620	2,145	12,584.52	16,903,178	1,343						
42,059.66	35,931,599	854	1,879.60	4,104,029	2,183	4,107.41	7,823,404	1,905	35,615.14	40,607,623	1,140						
63,710.00	15,193,228	238	885.80	43,490	49	10,543.00	1,855,006	176	10,180.00	1,834,785	180						
1,754.00	542,061	309	49.00	3,079	63	773.00	144,454	187	1,856.00	429,406	231						
645.00	107,134	166	86.00	29,506	343	2,670.52	395,704	148	82,832.10	29,995,950	362						
348.00	115,506	332	136.50	17,355	127	14,496.20	4,553,929	314	15,096.30	4,550,093	301						
									1,051,552.07	157,986,492	150						
						1,350.00	955,023	707									
149,884.50	66,549,076	444	6,021.90	3,443,489	572	3,597.80	584,350	162	7,528.76	6,381,380	848						
2,877,497.73	450,477,972	157	862,545.55	277,250,257	321	287,068.28	81,368,291	283	104,528.25	49,819,498	477						
17,489,525.57	3,748,833,348	214	25,100,999.05	3,942,612,781	157	30,933,037.36	4,561,690,896	147	18,038,645.54	3,353,881,734	186						

野菜品目別産地別取扱高表

宮崎県			(県名) 鹿児島県			(中央市場)			韓国		
数量(kg)	金額	平均@	数量(kg)	金額	平均@	数量(kg)	金額	平均@	数量(kg)	金額	平均@
44,804.72	2,625,853	59	1,040,440.00	62,910,031	60						
			2,392.00	332,625	139						
130,383.00	10,179,699	78	838,709.50	91,366,124	109						
283,495.30	63,398,306	224	167,122.20	71,394,957	427						
39,412.20	3,367,222	85	3,153.00	4,387,195	1,391						
6,954,268.00	313,000,694	45	4,075,488.00	173,083,917	42						
1,178,065.00	75,305,257	64	3,409,566.00	244,711,687	72				15,225.00	1,397,040	92
38,920.00	2,336,863	60	686,124.00	53,629,659	78						
6,326.20	2,059,288	326	14,598.20	12,861,488	881						
153,446.90	40,208,776	262	24,273.00	7,362,102	303						
24,907.00	14,889,566	598	10,279.90	5,852,246	569						
460,949.50	223,617,249	485									
17,460.00	1,820,506	104	19,098.00	2,069,907	108				300.00	93,960	313
42.00	2,625	62									
3,980.20	853,092	214									
7,004.00	1,253,403	179	11,526.00	1,153,290	100						
27,816.00	12,635,795	454	46,374.00	18,020,997	389						
72.00	29,484	410	456.00	325,695	714						
12,891.35	2,589,048	201	29,429.90	5,814,158	198	183.70	87,476	476	15.00	2,153	144
8,778.00	2,532,874	289	23.50	8,814	375						
128,381.20	32,776,409	255	46,747.60	12,885,515	276				-50.00	-26,460	529
417,744.60	111,232,688	266	367,505.00	106,284,240	289						
65,352.00	14,733,355	225	209,760.00	61,041,750	291	21,840.00	10,449,222	478	14,110.00	1,716,099	122
487,682.93	141,371,278	290	909,943.40	371,699,543	408	10,729.00	4,201,836	392	368,972.20	224,354,466	608
3,994.15	3,281,128	821	104.00	451,200	4,338	0.50	3,024	6,048	81.00	290,619	3,588
15,178.20	10,368,975	683	286,353.48	206,561,730	721	5,293.50	5,338,818	1,009			
136,245.85	38,634,741	284	8,265.00	1,912,685	231	3,690.00	1,566,898	425			
42.00	24,526	584									
275,508.84	137,625,961	500	134,136.40	71,727,555	535				11,069.00	5,068,461	458
3,139.93	2,879,606	917	44,301.03	35,854,633	809	5,130.00	2,928,475	571			
			16,881.46	27,027,555	1,601						
5.50	5,366	976	54,163.50	38,258,920	706						
			93,303.60	54,088,057	580						
300.00	63,676	212	67,180.00	29,333,318	437	7.20	1,890	262			
3,776.00	1,756,768	465	9,863.70	5,889,285	597						
1,174.30	613,970	523				371.60	229,781	618			
369,906.30	94,516,814	256	49,138.50	24,150,471	491						
4,129.00	588,479	143	18,630.00	2,641,759	142				29,490.00	2,032,992	69
2,555,158.80	471,846,891	185	325,277.55	62,487,319	192						
4,090.00	300,898	74	1,360,760.20	205,268,853	151						
1,990.00	218,889	110	1,078,092.20	177,033,512	164						
			100.00	45,150	452						
			12.00	6,480	540						
79,134.00	19,728,331	249	45,121.37	14,851,483	329	2,637.15	2,377,522	902			
243.50	203,221	835	1,414.20	843,620	597						
60,434.30	44,929,338	743	180.00	74,671	415						
99,357.20	93,624,049	942	670.00	569,754	850				74.00	2,980,476	40,277
81,054.00	18,901,473	233									
			364.00	116,844	321						
14.00	9,555	682									
584.00	762,420	1,306									
85.20	44,193	519	317.60	190,014	598						
			512.75	861,601	1,680	629.40	1,375,950	2,186			
408.00	292,604	717	18.87	19,520	1,034	2,516.97	1,778,875	707			
585.00	184,117	315	3,210.00	388,044	121						
45.20	22,291	493									
1,024.35	373,523	365									
22.50	13,122	583									
100,140.16	25,369,812	253	28,188.75	7,638,747	271				11,289.60	21,657,404	1,918
113,565.80	46,118,815	406	447,868.95	21,926,938	49	29,421.35	13,033,417	443	-6.00	-4,347	724
14,403,518.18	2,086,122,882	145	15,987,438.31	2,297,415,658	144	82,450.37	43,373,184	526	450,569.80	259,562,863	576
306,347.77	83,544,963	273									

野菜品目別産地別取扱高表

(県名) 中国			(中央市場) 台湾			フィリピン			(県名) タイ		
数量(kg)	金額	平均@	数量(kg)	金額	平均@	数量(kg)	金額	平均@	数量(kg)	金額	平均@
5,000.00	329,400	66									
530,580.00	42,146,603	79	43,300.00	4,384,199	101						
477,570.00	54,130,082	113	151,270.00	24,504,530	162						
13,272.00	12,418,782	936									
750.00	52,650	70									
245,235.00	45,561,158	186	345.00	68,688	199						
			882,000.00	123,636,960	140						
			160.00	630	4						
538.00	16,373	30							4,382.28	6,101,025	1,392
21,940.60	8,568,861	391	1,217.00	1,961,865	1,612				3,705.00	1,605,467	433
2,058.66	1,566,424	761				47,139.10	26,223,727	556	23,753.10	14,732,117	620
1,323.00	877,483	663							210.00	103,779	494
9,280.00	5,341,372	576							1,176.00	621,698	529
436.00	275,520	632									
			468.00	197,375	422						
133.20	96,291	723									
169,780.00	47,289,509	279									
3,224,522.00	222,916,850	69							4,910.00	290,640	59
197,245.00	48,561,502	246									
119,379.50	50,971,624	427									
8,667.32	65,302,669	7,534									
18,000.00	10,820,760	601									
796.00	2,117,790	2,661									
22.94	34,643	1,510				3,885.28	1,331,672	343	32,873.60	30,789,960	937
10.00	5,400	540									
33,549.00	11,776,736	351									
8,590,581.50	757,340,037	88	37,110.00	3,238,165	87				855.00	323,868	379
7,766.37	6,150,861	792	60.20	124,258	2,064				22.00	35,451	1,611
13,678,436.09	1,394,669,380	102	1,115,930.20	158,116,670	142	51,024.38	27,555,399	540	71,886.98	54,604,005	760

野菜品目別産地別取扱高表

(県名)			(中央市場)			合計		
数量(kg)	金額	平均@	数量(kg)	金額	平均@	数量(kg)	金額	平均@
						17,544,511.82	1,042,779,046	59
						759,627.97	59,805,635	79
						12,127,298.94	1,260,457,843	104
						2,229,231.71	535,137,081	240
						1,218,981.80	509,849,104	418
						683,036.25	110,808,823	162
						65,181.19	38,078,020	584
						42,448,401.00	2,365,936,808	56
						30,174,656.80	2,431,807,663	81
						1,929,752.00	188,219,320	98
						570,702.80	268,255,935	470
						1,541,325.19	677,236,811	439
						1,210,081.34	825,885,475	683
						9,230.10	7,049,880	764
						2,908,824.45	876,266,917	301
						73,159.59	19,119,636	261
						44,943.10	25,838,556	575
						185,130.95	87,111,177	471
						1,507,163.75	702,172,671	466
						13,246,657.70	1,783,535,629	135
						1,082,284.50	283,405,930	262
						923,862.20	253,254,507	274
						734,871.90	174,318,405	237
						387,941.50	54,617,269	141
						2,432,583.18	717,355,197	295
58,713.78	69,570,974	1,185				636,819.34	691,436,099	1,086
						96,239.66	98,024,783	1,019
						411,282.96	127,645,311	310
						92,443.45	25,658,386	278
						100,733.90	58,428,718	580
6,214.84	4,626,386	744				3,717,887.31	1,568,604,467	422
						4,634,818.53	1,343,101,094	290
						8,993,618.76	2,558,900,765	285
						8,063,772.32	2,072,135,662	257
1,081,403.70	215,827,350	200	102,520.00	25,970,920	253	5,519,356.30	985,232,951	179
						97,701.80	9,733,123	100
						2,887,370.33	1,145,570,232	397
			1.00	324	324	138,245.51	147,835,045	1,069
144.00	71,148	494				472,963.88	336,378,586	711
						970,114.69	204,029,667	210
						114,087.53	38,406,703	337
						1,921,994.57	1,034,118,275	538
516.00	357,003	692	4,998.00	2,994,899	599	199,643.30	148,462,922	744
						35,285.23	52,858,792	1,498
						108,604.93	85,411,349	786
						126,235.36	71,446,740	566
						116,867.80	44,142,591	378
						86,277.80	46,242,419	536
						11,826.57	5,342,280	452
						903,612.15	255,731,325	283
						33,620,469.80	3,550,084,234	106
						3,528,292.85	659,172,436	187
						5,683,750.70	682,335,694	120
						8,251,277.35	980,995,639	119
						2,823,745.20	1,094,895,431	388
						50,516.55	39,706,066	786
						185,130.37	66,843,706	361
						294,274.75	186,394,343	633
						632,547.85	356,747,818	564
						199,986.50	41,265,724	206
108.92	1,553,774	14,265				14,625.04	113,860,977	7,785
						963,858.25	792,391,746	822
						2,800,811.90	746,214,403	266
						1,588,747.23	649,412,318	409
						268,310.17	108,265,044	404
						68,183.37	79,059,976	1,160
						338,138.88	101,607,361	300
						148,078.00	411,601,506	2,780
						151,615.07	245,664,062	1,620
						78,671.39	64,679,968	822
						27,709.57	42,057,010	1,518
			35.00	58,968	1,685	403,012.09	525,296,574	1,303
						249,467.40	68,786,060	276
						29,362.00	7,896,714	269
						87,053.32	30,693,177	353
						71,613.90	26,962,419	376
						1,060,414.87	160,144,553	151
						54,091.50	28,295,722	523
5,472.00	2,108,756	385	15.00	28,223	1,882	9,769,557.61	1,050,721,128	108
10.00	864	86				5,984,338.30	1,440,516,177	241
1,152,583.24	294,116,255	255	107,569.00	29,053,334	270	255,924,897.49	42,805,749,609	167
						644,204.68	179,163,105	278

品目	1月			2月			3月				
	数量(kg)	金額	平均@	数量(kg)	金額	平均@	数量(kg)	金額	平均@		
根菜類	大か	1,425,159.62	77,982,050	55	1,498,471.50	87,434,091	58	1,746,425.60	79,217,344	45	
	根	113,040.90	10,440,734	92	87,133.80	6,321,996	73	11,410.00	1,047,477	92	
	人参	853,346.20	97,610,631	114	1,027,483.44	116,451,819	113	907,001.50	102,673,818	113	
	ごぼ	162,329.85	41,533,267	256	158,582.70	43,812,962	276	189,885.85	55,874,164	294	
	れんこん	118,554.50	42,571,573	359	127,928.80	41,132,068	322	120,934.00	43,297,614	358	
葉菜類	たけのこ	3,860.70	3,776,784	978	6,327.35	6,965,388	1,101	21,653.80	17,738,285	819	
	ゆで	9.40	17,703	1,883	66.35	104,500	1,575	1,125.10	1,608,720	1,430	
	白	4,698,280.00	220,016,489	47	4,641,357.00	192,639,214	42	2,341,832.00	134,018,634	57	
	キャベツ	1,792,006.00	197,662,715	110	2,136,071.00	167,356,971	78	2,447,753.50	161,089,065	66	
	レッドキャベツ	71,184.00	7,901,706	111	67,600.00	5,284,164	78	63,412.00	4,473,433	71	
	春	73,238.90	37,282,286	509	69,025.20	23,526,038	341	61,317.30	17,355,448	283	
	ほうれん草	159,816.71	66,793,613	418	197,926.85	63,805,502	322	169,043.90	49,681,204	294	
	青	102,717.00	76,120,538	741	96,906.58	56,465,527	583	101,476.98	53,838,829	531	
	分	687.20	658,869	959	1,844.90	1,627,682	882	2,532.60	1,613,292	637	
	白	301,130.80	93,603,020	311	283,600.60	92,536,447	326	251,229.20	64,124,656	255	
	ふ	10,258.00	2,457,996	240	12,704.65	3,130,915	246	12,712.00	4,148,807	326	
	つ	882.00	802,359	910	4,558.80	3,763,329	826	14,588.10	9,019,652	618	
	み	11,699.00	7,868,122	673	14,433.20	5,310,070	368	18,417.00	5,820,120	316	
	に	117,659.20	85,186,642	724	118,557.10	63,757,820	538	130,937.60	52,681,658	402	
	レタ	1,016,336.50	138,662,832	136	1,100,390.00	115,448,335	105	1,240,860.00	124,582,357	100	
菜類	サニーレタス	74,846.00	19,669,898	263	78,581.00	16,988,461	216	93,111.00	16,375,005	176	
	グリーンリーフ	69,213.00	18,213,762	263	68,499.00	14,516,600	212	77,308.00	13,697,920	177	
	セルリー	55,925.60	12,130,333	217	59,903.20	13,019,313	217	58,454.40	12,923,863	221	
	カリフラワー	67,725.00	8,888,619	131	75,617.00	7,191,173	95	43,917.00	5,623,449	128	
	ブロッコリー	244,983.00	80,037,303	327	398,661.50	78,071,561	196	335,357.90	75,746,361	226	
	アスパラ	10,741.07	16,686,252	1,553	29,369.49	35,616,704	1,213	72,915.83	86,900,337	1,192	
	パセリ	6,042.94	6,374,128	1,055	6,896.11	5,730,834	831	9,529.43	5,133,669	539	
	チンゲンサイ	30,083.00	11,818,808	393	27,409.30	7,627,070	278	29,971.00	6,606,836	220	
	かつお	17,371.00	2,431,030	140	3,180.50	330,298	104	2,324.40	96,086	41	
	サラダ	6,370.00	5,004,777	786	6,264.50	3,224,287	515	8,510.50	3,570,505	420	
	その他葉菜類	320,796.02	157,993,964	493	349,098.83	157,858,298	452	373,445.43	153,178,830	410	
	果菜類	茄子	262,894.75	84,265,201	321	237,933.00	77,899,130	327	410,928.70	121,400,426	295
		トマト	441,990.25	126,768,481	287	412,043.80	133,782,592	325	567,395.25	183,392,261	323
		きゅうり	493,472.95	143,441,618	291	457,030.95	135,045,861	295	668,084.40	159,727,067	239
		南瓜	394,385.70	51,607,036	131	444,631.80	46,588,203	105	477,073.10	63,171,483	132
白					44.00	9,450	215	1,936.00	249,938	129	
ピーマン		197,791.35	118,117,078	597	177,878.49	114,861,980	646	238,589.07	129,936,214	545	
ししとう		6,349.30	9,979,677	1,572	6,858.00	9,751,968	1,422	8,956.46	9,765,004	1,090	
オクラ		6,899.95	4,651,847	674	6,915.78	3,866,129	559	9,888.24	5,795,372	586	
とうもろこし					475.00	214,830	452	1,460.00	638,899	438	
米ナス		8,239.00	2,405,463	292	7,313.50	2,063,327	282	9,052.00	2,551,669	282	
ペテトマト		158,885.51	74,000,228	466	107,099.14	65,754,864	614	148,158.95	82,836,105	559	
豆類		いんげん	11,777.59	11,908,178	1,011	10,437.40	9,459,506	906	14,989.00	12,253,473	817
		きぬさや	3,054.69	3,295,590	1,079	3,572.78	3,694,833	1,034	4,212.44	3,939,117	935
		さやえんどう	11,047.90	8,479,724	768	15,450.56	10,433,285	675	22,058.60	15,540,882	705
		実えんどう	5,117.50	3,372,887	659	14,844.00	9,198,328	620	28,798.00	16,874,975	586
	そら豆	2,278.00	1,778,335	781	6,346.00	4,195,362	661	21,553.20	9,807,403	455	
その他豆類	76.80	52,546	684	74.40	50,821	683	15.00	9,923	662		
土物類	里芋	92,193.40	28,180,226	306	71,357.10	24,212,816	339	53,268.00	16,727,478	314	
	玉葱	2,332,462.30	277,116,286	119	2,873,764.40	353,524,923	123	3,260,388.20	416,843,528	128	
	甘藷	384,484.10	62,159,634	162	410,507.80	57,557,006	140	357,593.55	60,119,832	168	
	馬鈴薯	388,859.80	38,789,077	100	388,598.60	42,580,050	110	425,208.60	59,141,003	139	
	メークイ	768,367.60	77,540,859	101	747,833.80	75,184,347	101	953,878.60	108,100,601	113	
	長芋	147,550.00	56,786,369	385	253,044.00	89,790,624	355	242,866.00	86,394,866	356	
	山の芋	3,064.05	2,412,436	787	3,161.06	2,353,755	745	3,797.09	2,943,724	775	
	らっきょう	85.50	149,878	1,753	206.30	295,166	1,431	328.40	429,074	1,307	
	んにく	21,261.70	11,391,690	536	25,232.20	14,609,776	579	25,674.20	15,535,474	605	
	生姜	42,071.90	20,775,044	494	39,092.90	21,750,855	556	39,969.70	24,234,340	606	
	アーリーレッド	10,965.00	2,311,054	211	11,627.00	2,450,435	211	13,331.00	2,737,445	205	
	茸類	松茸									
		椎茸	83,536.65	71,969,974	862	80,918.10	62,339,312	770	93,645.20	61,519,662	657
		えのき	252,295.25	80,730,143	320	233,438.70	58,473,446	250	228,091.00	50,846,926	223
		しめじ	116,234.75	52,140,296	449	137,003.80	50,135,266	366	139,093.40	51,109,168	367
なめこ		22,327.64	8,552,802	383	22,471.27	8,748,825	389	20,665.81	8,124,657	393	
マッシュルーム	4,763.66	6,888,935	1,446	4,408.82	5,465,902	1,240	5,327.78	6,131,192	1,151		
香辛物類	貝われ	25,784.46	7,603,252	295	23,852.23	7,420,114	311	24,936.91	7,600,544	305	
	大妙	10,698.50	28,133,408	2,630	10,757.85	21,711,289	2,018	12,531.75	25,866,829	2,064	
	菜	2,874.95	7,394,674	2,572	3,233.65	5,670,613	1,754	5,495.30	8,615,907	1,568	
	の	14,355.18	11,978,665	834	24,154.59	17,159,581	710	25,907.57	21,944,634	847	
	ハブ	1,671.45	3,009,358	1,800	1,788.72	2,788,866	1,559	2,583.62	3,391,609	1,313	
その他香辛野菜	18,949.49	34,483,828	1,820	20,288.60	35,913,165	1,770	40,655.92	45,502,539	1,119		
その他	大										
	小										
	力	3,944.40	1,578,270	400	3,642.00	1,969,338	541	336.10	942,318	2,804	
	ゆめ	4,034.80	865,659	215	3,151.70	1,279,633	406	3,202.00	954,978	298	
	もやし	147,866.75	21,040,051	142	77,903.45	11,533,672	148	83,133.20	12,273,591	148	
	筍	3,201.50	1,474,800	461	2,823.00	1,082,551	383	4,976.00	2,025,352	407	
	野菜加工品	791,929.56	84,608,796	107	542,767.39	60,722,727	112	966,311.18	98,289,679	102	
	野	398,978.36	176,411,446	442	387,220.35	100,728,660	260	750,177.71	125,440,534	167	
	野										
	計	20,035,365.15	3,368,799,602	168	21,067,648.23	3,201,372,619	152	21,375,915.12	3,505,435,133	164	
鶏卵	50,138.84	14,086,217	281	55,313.03	16,114,753	291	61,551.77	17,259,275	280		

2014年(平成26年)

野菜の品目別・月別取扱高表

(中央市場)

No.2

品目	月	4月			5月			6月		
		数量(kg)	金額	平均@	数量(kg)	金額	平均@	数量(kg)	金額	平均@
根菜類	大か	1,171,634.00	62,067,699	53	1,216,620.00	72,826,194	60	1,300,214.00	75,639,990	58
	人参	654.00	298,696	457	3,344.00	317,597	95	1,419.00	194,312	137
	ごぼう	991,205.15	101,794,829	103	1,110,426.90	93,042,928	84	1,080,200.00	96,511,085	89
	れんこん	161,891.34	49,813,883	308	157,995.42	49,933,214	316	153,022.10	48,299,859	316
	たけのこ	93,044.00	38,194,945	411	62,610.50	31,830,960	508	14,895.00	14,234,301	956
葉菜類	ゆで	539,448.20	70,964,723	132	106,895.70	6,999,716	65	1,183.00	126,827	107
	白	37,540.99	19,283,593	514	17,449.90	8,517,556	488	4,418.35	3,346,916	758
	キャベツ	2,646,805.00	127,160,978	48	3,074,036.50	135,013,725	44	2,936,000.00	177,606,213	60
	レッドキャベツ	2,771,809.00	166,595,250	60	2,383,744.00	154,914,849	65	2,208,674.00	133,386,424	60
	春菊	98,436.00	7,273,434	74	203,054.00	14,025,861	69	192,198.00	16,134,470	84
	ほうれん草	50,644.80	14,689,276	290	38,545.40	11,349,877	294	24,704.75	11,184,388	453
	青葱	120,269.70	47,871,853	398	142,355.80	52,464,723	369	116,542.62	54,269,330	466
	白葱	97,745.55	48,557,598	497	115,254.14	61,576,839	534	106,326.94	63,051,709	593
	ふ	1,852.20	1,396,277	754	129.00	109,512	849			
	み	183,571.00	46,645,139	254	155,871.00	54,556,817	350	166,841.00	46,575,720	279
菜類	つ	16,733.60	4,673,726	279	8,791.84	1,912,931	218	2,318.20	310,878	134
	に	15,207.80	8,007,021	527	8,341.00	3,660,812	439	690.00	262,041	380
	レタ	18,023.30	4,785,241	266	18,971.75	4,688,967	247	13,261.20	3,449,763	260
	グリーンリーフ	132,425.45	38,872,334	294	130,874.20	32,306,828	247	121,584.60	32,882,573	270
	セルリー	1,197,329.50	122,282,776	102	1,101,621.70	107,314,390	97	925,255.50	121,859,050	132
	カリフラワー	93,461.00	17,959,261	192	98,110.50	14,586,303	149	80,840.00	20,141,478	249
	ブロッコリー	75,376.50	16,485,286	219	79,015.00	15,078,221	191	59,535.00	17,763,421	298
	アスパラ	54,924.70	14,900,982	271	56,823.10	16,510,354	291	49,017.20	14,882,274	304
	チンゲンサイ	19,337.00	3,547,024	183	20,806.00	3,034,188	146	4,102.00	1,086,696	265
	その他葉菜類	156,914.00	58,281,808	371	181,795.68	52,548,075	289	95,338.50	35,838,719	376
果菜類	か	63,682.14	93,668,349	1,471	49,278.48	76,639,807	1,555	81,755.04	89,715,045	1,097
	さ	8,380.45	5,119,660	611	7,137.45	9,823,579	1,376	6,586.90	8,619,235	1,309
	その他果菜類	46,043.00	12,158,178	264	41,832.50	8,758,263	209	33,179.60	7,946,121	239
	か	97.50	6,237	64						
	さ	8,348.10	3,377,920	405	8,891.20	3,849,901	433	8,921.30	4,005,637	449
	その他葉菜類	420,421.81	174,831,624	416	377,351.27	144,331,571	382	286,210.03	99,619,379	348
	か	444,126.10	137,478,820	310	590,924.73	173,922,656	294	627,627.04	164,397,994	262
	き	720,950.45	219,010,187	304	1,036,254.21	257,916,729	249	896,100.90	192,945,776	215
	南	790,363.00	167,074,260	211	964,381.31	175,176,181	182	821,387.95	147,777,640	180
	白	451,874.20	70,528,682	156	412,837.50	87,515,662	212	404,235.40	81,919,142	203
豆類	ピ	4,152.00	485,901	117	10,543.50	1,356,307	129	38,877.10	3,761,256	97
	し	277,964.17	98,624,162	355	357,903.91	99,179,290	277	294,083.45	78,972,162	269
	オ	11,158.276	1,158,276	1,141	13,605.20	11,908,238	875	14,494.55	12,659,670	873
	とう	9,780.00	1,158,276	1,141	13,605.20	11,908,238	875	14,494.55	12,659,670	873
	とう	24,250.37	18,106,071	747	44,168.26	38,591,050	874	88,374.18	65,071,994	736
	米	2,868.50	1,548,992	540	66,900.00	22,795,754	341	206,317.35	45,040,959	218
	ペ	9,053.50	3,017,287	333	11,289.70	3,640,645	322	12,376.25	3,763,692	304
	い	170,055.91	88,182,104	519	223,981.93	105,970,257	473	196,562.13	74,040,502	377
	き	14,906.20	10,689,290	717	19,797.00	12,311,081	622	28,821.11	12,603,057	437
	枝	4,495.21	4,456,101	991	4,075.43	4,147,632	1,018	2,286.10	4,081,973	1,786
土物類	さ	23,796.06	18,797,261	790	13,162.02	10,583,172	804	4,135.73	4,173,166	1,009
	実	43,376.25	23,383,832	539	31,699.22	17,054,549	538	1,115.39	660,064	592
	そ	39,494.00	14,157,971	358	43,669.00	11,976,194	274	2,331.60	1,432,739	614
	枝	134.70	78,770	585	1,476.95	1,467,115	993	15,728.20	8,476,408	539
	そ	40.50	25,823	638	188.20	46,380	246	37.50	31,104	829
	里	32,507.00	10,748,969	331	28,314.00	13,379,319	473	31,183.50	13,068,715	419
	玉	2,692,581.40	284,885,534	106	2,423,454.50	259,154,890	107	2,288,557.50	226,364,054	99
	甘	249,748.90	41,221,637	165	256,295.30	40,559,332	158	175,845.30	32,578,150	185
	馬	534,295.50	80,617,107	151	797,641.40	103,679,819	130	712,699.00	83,049,390	117
	メ	674,060.75	93,252,658	138	667,702.40	115,358,410	173	557,077.70	79,129,918	142
茸類	長	217,153.00	84,630,172	390	223,587.20	86,916,313	389	248,512.50	97,381,915	392
	山	3,266.60	2,624,670	803	2,770.81	2,335,975	843	4,037.00	3,332,017	825
	ら	560.90	486,162	867	80,793.92	28,714,961	355	99,795.80	35,601,919	357
	に	24,092.50	19,595,969	813	28,726.75	20,964,026	730	21,967.10	11,081,700	504
	生	45,937.90	30,230,745	658	53,664.00	36,557,685	681	56,462.30	37,105,133	657
	ア	16,950.50	3,612,202	213	23,212.00	3,692,219	159	17,198.00	3,062,534	178
	松									
	生	76,318.15	50,485,773	662	70,910.70	51,916,362	732	66,710.90	47,039,637	705
	え	205,252.75	36,943,534	180	201,839.10	36,192,884	179	174,436.10	34,774,369	199
	な	122,441.28	41,300,149	337	114,707.50	36,855,166	321	119,285.10	34,783,352	292
マ	20,799.15	8,198,082	394	23,117.10	9,148,976	396	21,140.35	8,431,324	399	
香辛物類	マ	4,951.28	5,107,048	1,031	5,741.26	5,827,154	1,015	4,959.36	5,126,107	1,034
	貝	25,143.36	7,510,120	299	28,921.81	8,477,246	293	27,887.47	8,189,475	294
	大	12,160.50	28,041,257	2,306	13,876.80	36,511,696	2,631	12,577.75	29,024,154	2,308
	妙	9,690.80	16,619,203	1,715	17,942.05	29,158,959	1,625	27,733.45	39,545,739	1,426
	ハ	3,326.60	4,480,529	1,347	456.24	350,343	768			
その他	ハ	2,538.62	3,308,865	1,303	2,668.16	3,831,385	1,436	2,446.00	3,579,460	1,463
	そ	30,639.43	41,153,834	1,343	50,411.20	44,424,016	881	60,958.85	51,076,355	838
	大				37,909.00	10,616,292	280	206,863.40	57,562,451	278
	小				21,584.00	5,814,871	269	7,778.00	2,081,843	268
	力	542.25	1,082,049	1,995	834.00	1,432,835	1,718	1,064.70	1,144,581	1,075
	ゆ	1,138.40	375,608	330	173.75	270,605	1,557	182.25	486,053	2,667
	も	80,550.00	12,304,481	153	85,655.50	13,067,402	153	80,748.34	12,348,162	153
	筍	3,225.50	1,210,659	375	4,874.50	2,336,427	479	3,526.00	1,432,615	406
	野	1,019,752.24	108,315,564	106	906,251.61	95,888,225	106	793,321.75	87,923,076	111
	野	362,160.06	92,575,045	256	576,144.62	107,325,850	186	501,179.59	106,686,641	213
合	20,796,723.22	3,379,287,015	162	21,575,013.18	3,488,843,093	162	20,056,260.82	3,253,743,991	162	
鶏	57,334.60	16,072,125	280	57,874.06	15,320,351	265	47,856.18	12,127,034	253	

(中央市場)

品目	月	7月			8月			9月		
		数量(kg)	金額	平均@	数量(kg)	金額	平均@	数量(kg)	金額	平均@
根菜類	大か	1,140,574.00	73,069,135	64	1,067,536.00	99,587,458	93	1,466,735.00	148,127,762	101
	人参	1,374.90	275,427	200	379.60	183,923	485	2,022.30	702,207	347
	ごぼう	996,699.40	115,052,651	115	918,573.50	121,908,253	133	1,121,895.00	132,266,169	118
	れんこん	167,496.65	38,277,477	229	201,062.50	40,674,001	202	156,825.60	33,968,027	217
	たけのこ	26,280.00	15,057,148	573	77,291.50	36,072,806	467	132,533.00	50,562,352	382
	ゆで筍	22.00	13,392	609	204.00	94,662	464	178.00	56,430	317
葉菜類	白キャベツ	2,849,810.00	179,223,785	63	2,768,900.00	229,550,959	83	3,181,002.00	325,799,866	102
	レッドキャベツ	2,678,574.00	162,052,631	60	2,772,040.00	256,757,536	93	3,152,492.00	453,366,227	144
	春菊	327,808.00	24,931,767	76	192,394.00	27,853,367	145	227,610.00	37,658,208	165
	ほうれん草	20,279.25	12,298,957	606	14,814.05	15,804,668	1,067	24,381.70	19,449,844	798
	青葱	70,837.91	49,510,486	699	45,892.74	49,612,361	1,081	58,144.34	48,488,194	834
	白葱	104,877.58	64,730,613	617	98,313.02	80,624,370	820	102,873.96	94,924,467	923
	ふき	184,250.00	45,214,836	245	176,053.00	56,720,446	322	239,767.00	75,728,898	316
	みつば	131.50	11,243	85	1.80	253	141			
	みょうろ	56.00	20,768	371				36.00	12,852	357
	レタ	15,144.70	4,696,140	310	11,965.40	9,158,380	765	14,678.70	6,293,291	429
菜類	サニーレタス	122,772.20	38,359,282	312	112,837.85	59,279,785	525	116,056.70	61,582,618	531
	グリーンリーフ	1,169,640.00	169,118,987	145	1,242,177.00	267,075,497	215	906,262.00	238,263,879	263
	セルリー	83,070.00	32,211,840	388	92,993.00	47,863,568	515	87,280.00	45,070,496	516
	カリフラワー	67,822.00	22,937,168	338	87,071.00	42,456,592	488	79,482.20	45,959,714	578
	ブロッコリー	76,254.90	17,135,461	225	66,753.50	13,341,929	200	67,167.30	18,628,020	277
	アスパラ	1,974.00	564,074	286	1,577.00	480,828	305	4,772.00	1,129,690	237
	パセリ	88,382.50	32,555,931	368	92,861.50	39,102,347	421	72,561.00	43,269,711	596
	チンゲンサイ	96,363.09	77,524,067	804	94,662.28	67,209,814	710	67,243.92	64,341,238	957
	かつお菜	6,960.93	9,068,978	1,303	8,223.80	10,329,631	1,256	8,306.50	8,574,901	1,032
	サラダ菜類	34,300.86	11,440,606	334	29,872.90	12,170,523	407	36,030.40	15,410,239	428
果菜類	かぶ	8,806.40	5,227,284	594	8,319.70	6,228,888	749	10,473.70	10,260,539	980
	トマト	265,148.74	107,698,038	406	253,604.61	113,580,448	448	280,147.28	133,709,201	477
	きゅうり	518,826.59	117,106,282	226	407,211.48	125,924,024	309	361,184.49	107,275,755	297
	南瓜	1,120,995.10	241,419,987	215	1,018,002.00	228,814,518	225	802,852.15	340,684,546	424
	白瓜	817,377.20	140,862,434	172	630,100.81	253,332,692	402	734,622.30	221,268,889	301
	ピーマン	613,112.00	118,341,556	193	453,688.60	73,032,542	161	614,894.00	84,206,300	137
	ししとう	25,435.70	2,167,904	85	14,866.00	1,520,077	102	1,137.50	134,114	118
	オクラ	265,010.38	79,702,225	301	235,251.97	76,181,911	324	220,803.70	104,951,239	475
	とうもろこし	21,680.49	15,439,710	712	14,783.67	12,831,840	868	14,312.57	14,840,154	1,037
	米ナシ	99,656.51	72,906,358	732	72,839.35	58,374,136	801	69,873.43	40,248,175	576
豆類	いんげん	233,018.34	45,740,871	196	313,790.00	57,259,714	182	142,300.00	30,036,679	211
	きぬさや	14,482.40	3,988,468	275	11,138.68	4,517,833	406	8,107.50	3,907,987	482
	さやえんどう	182,627.48	78,863,794	432	189,365.03	91,517,339	483	137,957.66	129,896,724	942
	実えんどう	19,779.45	11,792,094	596	13,710.81	14,737,749	1,075	20,734.15	14,780,271	713
	そら豆	2,763.38	3,110,598	1,126	1,840.75	5,105,484	2,774	1,800.44	3,407,401	1,893
	枝豆	2,398.50	2,260,774	943	899.50	1,147,694	1,276	240.00	478,143	1,992
	その他豆類	124.00	47,001	379						
	里芋	37,758.80	15,592,683	413	22,149.10	15,212,337	687	7,372.75	4,856,459	659
	玉葱	3,005.75	869,505	289	6,644.02	3,301,911	497	542.55	246,867	455
	甘藷	45,907.00	12,725,279	277	67,114.60	22,691,184	338	96,990.60	25,073,916	259
薯類	馬鈴薯	2,352,157.00	236,371,612	100	2,311,745.00	279,725,132	121	2,670,560.50	298,387,925	112
	メークイン	182,239.60	46,499,699	255	240,875.50	53,523,437	222	287,639.80	59,546,970	207
	長芋	507,872.00	66,943,744	132	346,197.00	52,679,414	152	408,516.00	46,707,986	114
	山の芋	420,061.70	62,494,524	149	419,769.50	63,731,644	152	578,063.80	80,103,794	139
	らっきょう	274,012.00	110,686,100	404	262,501.50	107,216,652	408	233,243.00	102,080,149	438
	にんにく	3,471.00	2,849,591	821	3,315.00	2,849,614	860	5,588.66	4,583,362	820
	生姜	2,860.30	834,897	292	230.00	139,105	605	138.00	118,844	861
	アーリーレッド	25,094.05	12,215,704	487	22,204.75	14,057,019	633	22,035.60	13,429,425	609
	松茸	64,722.80	38,164,554	590	72,934.50	36,231,683	497	73,324.30	33,280,440	454
	椎茸	18,577.00	3,574,619	192	18,312.00	3,821,119	209	18,692.00	4,123,342	221
その他	えのめ	703.94	5,441,128	7,730	3,009.40	17,551,157	5,832	4,241.84	39,166,385	9,233
	なめこ	68,207.15	46,600,994	683	68,151.90	53,291,875	782	75,161.55	70,089,713	933
	マッシュルーム	190,946.50	38,079,781	199	200,343.60	34,887,059	174	231,807.05	65,529,852	283
	貝わ	104,676.40	29,331,750	280	105,322.30	31,926,576	303	128,438.80	58,587,883	456
	大さ	19,483.50	7,776,068	399	19,275.05	7,612,256	395	22,272.75	10,562,240	474
	小力	5,261.60	5,652,543	1,074	5,030.35	5,089,378	1,012	6,574.01	6,898,398	1,049
	ポス	29,920.55	9,017,065	301	32,246.24	9,596,931	298	34,416.51	10,344,988	301
	大妙	12,832.00	34,203,139	2,665	12,342.50	51,103,333	4,140	12,336.95	37,720,211	3,057
	の	32,545.39	50,450,636	1,550	22,287.79	40,753,896	1,829	13,830.22	19,620,406	1,419
	ハブ	2,464.26	3,930,568	1,595	2,404.90	4,078,416	1,696	2,561.00	4,122,425	1,610
その他	その他香辛野菜	37,740.04	45,055,959	1,194	28,818.77	46,642,917	1,618	23,589.10	42,884,695	1,818
	大梅	4,695.00	607,317	129						
	小力									
	ポス	3,307.60	1,744,644	527	10,954.35	4,313,772	394	26,968.52	5,758,191	214
	ゆめ	420.45	581,327	1,383	457.65	534,200	1,167	1,244.50	666,910	536
	もやし	82,870.93	12,747,466	154	81,671.10	12,428,412	152	86,712.15	13,366,787	154
	筍	3,845.00	1,446,308	376	2,917.00	1,336,915	458	13,485.00	10,407,122	772
	野菜加工品	507,676.52	69,929,955	138	584,491.32	64,772,024	111	862,251.32	104,813,943	122
	その他野菜	536,329.60	109,542,081	204	541,789.08	138,324,624	255	429,717.98	116,198,439	270
	合計	20,125,095.56	3,324,323,715	165	19,329,369.67	3,887,444,838	201	21,126,092.30	4,498,999,484	213
鶏卵	49,426.94	12,365,803	250	47,804.22	12,081,008	253	47,452.64	13,639,405	287	

品目	10月			11月			12月			
	数量(kg)	金額	平均@	数量(kg)	金額	平均@	数量(kg)	金額	平均@	
根菜類	大根	1,995,634.00	123,103,630	62	1,766,822.10	71,796,128	41	1,748,686.00	71,927,565	41
	かぼち	115,454.27	8,875,917	77	153,302.50	9,764,360	64	270,092.70	21,382,989	79
	人参	1,202,155.90	127,504,333	106	920,287.75	72,361,068	79	998,024.20	83,280,259	83
	ごぼう	227,514.70	41,261,540	181	203,437.50	33,063,815	163	289,187.50	58,624,872	203
	れんこん	137,531.00	52,412,522	381	119,823.00	51,933,072	433	187,556.50	92,549,743	493
	たけのこ	18.00	3,078	171	208.00	314,150	1,510	3,037.50	3,755,388	1,236
葉菜類	ゆで筍	3,616.00	3,985,049	1,102	360.00	437,400	1,215	172.00	445,792	2,592
	白菜	4,746,679.00	288,728,257	61	4,141,252.50	172,856,421	42	4,422,447.00	183,322,267	41
	白キャベツ	3,128,283.50	316,558,920	101	2,386,606.80	130,087,443	55	2,316,603.00	131,979,632	57
	レッドキャベツ	245,310.00	25,518,093	104	124,568.00	9,831,104	79	116,178.00	7,333,713	63
	春菊	48,787.60	26,311,138	539	67,345.05	29,545,294	439	77,618.80	49,458,721	637
	ほうれん草	131,793.17	65,781,345	499	175,382.20	61,282,676	349	153,319.25	67,675,524	441
	青葱	98,988.10	76,946,460	777	87,515.46	62,767,156	717	97,086.03	86,281,369	889
	分葱	446.00	362,556	813	599.20	408,316	681	1,139.00	873,376	767
	白葱	307,932.50	90,395,804	294	296,985.00	88,031,257	296	361,593.35	122,133,877	338
	ふき				858.00	259,912	303	8,650.00	2,212,975	256
	つばき	68.00	28,393	418	339.40	145,241	428	176.00	116,088	660
	菜類	みつば	16,014.45	4,606,575	288	13,335.00	5,145,736	386	19,187.25	25,288,772
にら		126,858.65	65,915,180	520	136,360.90	61,695,443	452	140,239.30	109,652,508	782
レタ		1,168,163.00	124,841,500	107	1,007,090.50	72,618,587	72	1,171,534.00	181,467,439	155
サニーレタス		114,474.00	16,751,291	146	83,811.50	11,103,253	132	101,706.50	24,685,076	243
グリーンリーフ		98,805.50	11,680,030	118	72,539.00	10,236,804	141	89,196.00	24,228,989	272
セルリー		76,287.00	13,740,695	180	50,367.50	13,078,840	260	62,993.50	14,026,341	223
カリフラワー		38,217.00	4,554,366	119	52,258.00	7,953,280	152	57,639.50	10,563,882	183
ブロッコリー		153,479.30	56,366,750	367	333,625.40	80,855,671	242	278,622.90	84,680,960	304
アスパラ		37,693.21	38,646,551	1,025	15,674.69	20,874,603	1,332	17,440.10	23,613,332	1,354
パセリ		8,612.75	7,571,395	879	8,018.90	5,530,828	690	11,543.50	16,147,945	1,399
チンゲンサイ		44,839.60	14,122,135	315	29,983.40	8,237,352	275	27,737.40	11,349,180	409
かつお菜		1,210.50	63,504	52	6,123.80	711,741	116	62,135.65	22,019,490	354
果菜類	サラダ菜	11,787.40	5,608,192	476	7,595.20	3,287,154	433	6,445.90	4,783,634	742
	その他葉菜類	282,740.48	103,028,546	364	254,964.72	95,432,865	374	253,958.09	127,341,703	501
	茄子	337,989.81	80,399,530	238	236,757.44	77,592,509	328	198,414.40	75,438,767	380
	トマト	844,671.35	302,860,487	359	631,598.60	164,862,823	261	500,764.70	166,442,378	332
	きゅうり	683,574.50	175,050,006	256	533,446.15	158,675,804	297	469,930.80	194,703,210	414
	南瓜	437,773.00	87,400,008	200	462,258.00	109,524,474	237	352,593.00	111,397,863	316
	白瓜	600.00	42,203	70	110.00	5,973	54			
	ピーマン	208,634.30	75,926,541	364	212,505.05	70,186,316	330	200,954.49	98,931,114	492
	ししとう	12,547.42	11,710,229	933	9,030.89	11,983,673	1,327	5,846.96	15,806,606	2,703
	オクラ	29,505.01	16,294,063	552	11,395.30	6,633,117	582	9,197.50	5,840,274	635
	とうもろこし	2,242.00	484,211	216	723.50	248,022	343	20.00	20,736	1,037
	米ナス	10,158.50	2,528,973	249	6,595.00	2,623,796	398	6,281.50	3,397,563	541
ペテトマト	132,519.92	100,056,942	755	140,808.36	71,057,237	505	133,972.55	71,942,179	537	
豆類	いんげん	21,295.79	12,927,572	607	13,212.60	11,574,306	876	10,182.20	13,426,345	1,319
	きぬさや	2,153.73	3,035,285	1,409	1,818.05	2,614,212	1,438	3,212.23	11,970,566	3,727
	さやえんどう	938.00	982,119	1,047	4,130.20	3,385,989	820	10,347.86	9,149,140	884
	実えんどう	5.00	8,100	1,620	134.00	104,361	779	1,138.00	786,188	691
	そら豆				122.00	106,002	869	950.00	641,584	675
	枝豆	1,549.70	521,237	336	107.60	37,410	348			
土物類	その他豆類	225.30	112,287	498	100.80	61,517	610	875.75	533,596	609
	里芋	113,124.25	24,143,204	213	99,273.15	20,547,117	207	172,379.55	44,233,102	257
	玉葱	3,153,332.30	278,885,731	88	3,432,498.30	297,442,521	87	3,828,968.40	341,382,098	89
	甘藷	293,717.20	68,600,701	234	319,028.60	69,339,323	217	370,317.20	67,466,715	182
	馬鈴薯	381,630.00	35,250,147	92	336,951.60	32,244,271	96	455,281.20	40,653,686	89
	メークイ	795,919.00	83,554,812	105	842,030.00	74,655,114	89	826,512.50	67,888,958	82
	長芋	171,522.00	74,261,922	433	216,565.00	85,209,418	393	333,189.00	113,540,931	341
	山の芋	6,599.62	4,095,282	621	5,713.16	3,930,360	688	5,732.50	5,395,280	941
	らっきょう	105.00	61,820	589	26.25	11,880	453			
	んにく	24,199.00	14,624,373	604	25,471.50	18,301,183	718	28,315.40	20,588,004	727
	生姜	53,849.80	24,663,395	458	40,470.70	22,458,231	555	50,047.05	31,295,713	625
	アーリーレッド	17,431.00	4,188,304	240	14,405.00	3,284,193	228	19,286.00	4,408,258	229
茸類	松茸	4,030.75	37,297,014	9,253	2,280.92	12,395,073	5,434	358.19	2,010,220	5,612
	椎茸	91,419.10	84,969,286	929	88,684.80	85,577,895	965	100,194.05	106,591,263	1,064
	えのき	274,665.85	82,328,013	300	279,399.50	93,648,161	335	328,296.50	133,780,235	407
	しめじ	165,328.70	78,378,135	474	161,437.90	85,070,659	527	174,777.30	99,793,918	571
	めづり	27,078.30	11,237,449	415	24,373.80	9,673,311	397	25,305.45	10,199,054	403
	マッシュルーム	7,702.64	8,652,041	1,123	6,541.32	8,180,056	1,251	6,921.29	10,041,222	1,451
香辛雑物類	貝われ	30,921.71	9,415,963	305	26,110.90	7,952,494	305	27,996.73	8,479,169	303
	大葉	12,716.80	23,081,705	1,815	11,756.40	25,322,741	2,154	13,490.20	70,881,744	5,254
	妙菜	7,620.47	9,069,560	1,190	5,100.70	9,167,730	1,797	3,260.30	9,596,739	2,944
	の花	217.75	274,351	1,260	4,322.09	3,097,632	717	5,931.37	5,394,233	909
	ハブ類	2,198.92	3,080,061	1,401	2,031.59	2,855,703	1,406	2,352.33	4,080,294	1,735
	その他香辛野菜	28,361.66	39,170,174	1,381	26,742.45	39,379,436	1,473	35,856.58	59,609,656	1,662
その他	大豆									
	小豆									
	力ボ	20,762.30	4,516,532	218	7,299.30	3,592,449	492	7,397.80	2,618,198	354
	ゆず	2,074.30	1,233,072	594	8,508.95	3,314,088	389	47,025.15	16,400,286	349
	もやし	87,779.45	13,568,217	155	81,640.90	12,532,804	154	83,885.10	12,933,508	154
	筍	2,370.50	1,113,572	470	2,950.50	1,453,846	493	5,897.00	2,975,555	505
野菜加工品	904,195.37	102,177,206	113	955,164.51	98,539,925	103	935,444.84	74,740,008	80	
その他野菜	411,616.57	116,153,786	282	422,785.21	112,307,769	266	666,239.17	138,821,302	208	
合計	24,388,268.22	3,823,659,366	157	22,231,859.51	3,124,409,894	141	23,817,286.51	3,949,430,859	166	
鶏卵	56,962.90	16,561,096	291	51,717.90	15,023,495	290	60,771.60	18,512,543	305	

2014年(平成26年)

野菜の品目別・月別取扱高表

(中央市場)

No.5

品目	月	合計		
		数量(kg)	金額	平均@
根菜類	大根	17,544,511.82	1,042,779,046	59
	かぶ	759,627.97	59,805,635	79
	人参	12,127,298.94	1,260,457,843	104
	ごぼう	2,229,231.71	535,137,081	240
	れんこん	1,218,981.80	509,849,104	418
	たけのこ	683,036.25	110,808,823	162
葉菜類	ゆで筍	65,181.19	38,078,020	584
	白菜	42,448,401.00	2,365,936,808	56
	キャベツ	30,174,656.80	2,431,807,663	81
	レッドキャベツ	1,929,752.00	188,219,320	98
	春菊	570,702.80	268,255,935	470
	ほうれん草	1,541,325.19	677,236,811	439
	青葱	1,210,081.34	825,885,475	683
	白葱	9,230.10	7,049,880	764
	ふき	2,908,824.45	876,266,917	301
	つわばな	73,159.59	19,119,636	261
菜類	みつば	44,943.10	25,838,556	575
	みょうろ	185,130.95	87,111,177	471
	にら	1,507,163.75	702,172,671	466
	レタ	13,246,657.70	1,783,535,629	135
	サニーレタス	1,082,284.50	283,405,930	262
	グリーンリーフ	923,862.20	253,254,507	274
	セルリー	734,871.90	174,318,405	237
	カリフラワー	387,941.50	54,617,269	141
	ブロッコリー	2,432,583.18	717,355,197	295
	アスパラ	636,819.34	691,436,099	1,086
果菜類	パセリ	96,239.66	98,024,783	1,019
	チンゲンサイ	411,282.96	127,645,311	310
	かつお菜	92,443.45	25,658,386	278
	サラダ菜	100,733.90	58,428,718	580
	その他葉菜類	3,717,887.31	1,568,604,467	422
	茄子	4,634,818.53	1,343,101,094	290
	トマト	8,993,618.76	2,558,900,765	285
	きゅうり	8,063,772.32	2,072,135,662	257
	南瓜	5,519,356.30	985,232,951	179
	白瓜	97,701.80	9,733,123	100
豆類	ピーマン	2,887,370.33	1,145,570,232	397
	ししとう	138,245.51	147,835,045	1,069
	オクラ	472,963.88	336,378,586	711
	とうもろこし	970,114.69	204,029,667	210
	米ナス	114,087.53	38,406,703	337
	ペテトマト	1,921,994.57	1,034,118,275	538
	いんげん	199,643.30	148,462,922	744
	きぬさや	35,285.23	52,858,792	1,498
	さやえんどう	108,604.93	85,411,349	786
	実えんどう	126,235.36	71,446,740	566
土物類	そら豆	116,867.80	44,142,591	378
	枝豆	86,277.80	46,242,419	536
	その他豆類	11,826.57	5,342,280	452
	里芋	903,612.15	255,731,325	283
	玉葱	33,620,469.80	3,550,084,234	106
	甘藷	3,528,292.85	659,172,436	187
	馬鈴薯	5,683,750.70	682,335,694	120
	メークイン	8,251,277.35	980,995,639	119
	長芋	2,823,745.20	1,094,895,431	388
	山の芋	50,516.55	39,706,066	786
茸類	らっきょう	185,130.37	66,843,706	361
	にんにく	294,274.75	186,394,343	633
	生姜	632,547.85	356,747,818	564
	アーリーレッド	199,986.50	41,265,724	206
	松茸	14,625.04	113,860,977	7,785
	生椎茸	963,858.25	792,391,746	822
	えのき	2,800,811.90	746,214,403	266
	しめじ	1,588,747.23	649,412,318	409
	なめこ	268,310.17	108,265,044	404
	マッシュルーム	68,183.37	79,059,976	1,160
香辛雑物類	貝われ	338,138.88	101,607,361	300
	大葉	148,078.00	411,601,506	2,780
	姜	151,615.07	245,664,062	1,620
	菜の花	78,671.39	64,679,968	822
	ハーブ類	27,709.57	42,057,010	1,518
	その他香辛野菜	403,012.09	525,296,574	1,303
その他	大梅	249,467.40	68,786,060	276
	小梅	29,362.00	7,896,714	269
	カボス	87,053.32	30,693,177	353
	ゆず	71,613.90	26,962,419	376
	もやし	1,060,414.87	160,144,553	151
	筍缶	54,091.50	28,295,722	523
	野菜加工品	9,769,557.61	1,050,721,128	108
	その他野菜	5,984,338.30	1,440,516,177	241
	合計	255,924,897.49	42,805,749,609	167
	鶏卵	644,204.68	179,163,105	278